

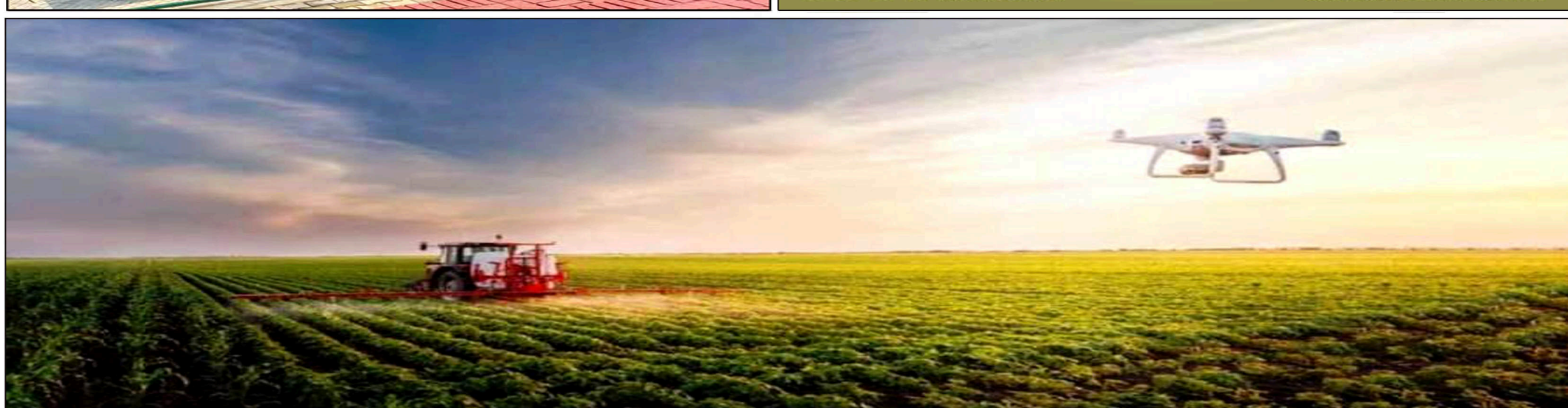

# STATE LEVEL BANKERS' COMMITTEE, BIHAR

**90<sup>th</sup>, 91<sup>st</sup> & 92<sup>nd</sup> JOINT MEETING**

**DATE : 17.02.2025, MONDAY, TIME : 11:00 AM**

**VENUE : TAJ CITY CENTRE, PATNA**

**(FOR THE QUARTER UPTO 30<sup>th</sup> JUNE 2024)**



## BOOK-3



**CONVENOR : STATE BANK OF INDIA  
SLBC DEPARTMENT (5<sup>TH</sup> FLOOR)**



**LOCAL HEAD OFFICE, WEST GANDHI MAIDAN, PATNA - 800 001**

**Ph.No. 0612-2209076**

**Email - [slbc.bihar@sbi.co.in](mailto:slbc.bihar@sbi.co.in) , Website - [www.slbcbihar.com](http://www.slbcbihar.com)**

## **INDEX OF DATA SHEET**

<b>ITEM</b>	<b>SUBJECT</b>	<b>PAGE NO.</b>
<b>1</b>	<b>CD Ratio Bank Wise and District Wise</b>	<b>4 - 8</b>
<b>2</b>	<b>Outstanding Advances</b>	<b>9-10</b>
<b>3</b>	<b>Annual Credit Plan (ACP) Achievement</b>	<b>11-11A</b>
<b>4</b>	<b>Annual Credit Plan Priority Sector</b>	<b>12-13</b>
<b>5</b>	<b>Annual Credit Plan Non Priority Sector</b>	<b>14-14A</b>
<b>6</b>	<b>Disbursement &amp; Outstanding to SCs/STs</b>	<b>15-16</b>
<b>7</b>	<b>Disbursement to Minorities Communities</b>	<b>17-18</b>
<b>8</b>	<b>Micro, Small &amp; Medium Enterprises</b>	<b>19-26</b>
<b>9</b>	<b>Agriculture Disbursement</b>	<b>27-28</b>
<b>10</b>	<b>Annual Credit Plan (Other Priority Sector)</b>	<b>29-30</b>
<b>11</b>	<b>Annual Credit Plan (Non Priority Sector)</b>	<b>31-32</b>
<b>12</b>	<b>Loan to Weaker Section</b>	<b>33-34</b>
<b>13</b>	<b>Women Disbursement &amp; Outstanding</b>	<b>35-36</b>
<b>14</b>	<b>Non Performing Assets (NPA)</b>	<b>37-40</b>
<b>15</b>	<b>Securitisation and Reconstruction of Financial Assets and Enforcement of Security Interest (SARFAESI)</b>	<b>41-42</b>
<b>16</b>	<b>Certificate Cases</b>	<b>43-44</b>
<b>17</b>	<b>Loan Outstanding to Minorities Community</b>	<b>45-46</b>
<b>18</b>	<b>Pradhan Mantri Mudra Yojna (PMMY)</b>	<b>47-50</b>
<b>19</b>	<b>Branch Network</b>	<b>51-52</b>
<b>20</b>	<b>ATM Network</b>	<b>53-54</b>
<b>21</b>	<b>Banking Outlet (BCs/CSPs)</b>	<b>55-56</b>
<b>22</b>	<b>Aaddhar Authentication</b>	<b>57-58</b>
<b>23</b>	<b>Digital Transaction</b>	<b>59-60</b>
<b>24</b>	<b>Pradhan Mantri Jan Dhan Yojna (PMJDY)</b>	<b>61-62</b>
<b>25</b>	<b>Suraksha Bima Yojna</b>	<b>63-64</b>
<b>26</b>	<b>DCC &amp; BLBC Meeting</b>	<b>65-66</b>
<b>27</b>	<b>Rural Self Employment Training Institute (RSETIs)</b>	<b>67</b>
<b>28</b>	<b>Self Help Group (SHG) NRLM</b>	<b>68-71</b>

## **INDEX OF DATA SHEET**

<b>ITEM</b>	<b>SUBJECT</b>	<b>PAGE NO.</b>
29	DAY-NULM (SEP&SHG)	72
30	Kisan Credit Card (KCC)	73-74
31	Kisan Credit Card (Animal Husbandry)	75-76
32	Kisan Credit Card (Fisheries)	77-78
33	Kisan Credit Card Crop, AH, Fish Outstanding	79-84
34	Investment Credit Agriculture	85-88
35	Joint Liability Group (JLG)	89-90
36	Lead Bank Scheme (LBS) Reports	91-96
37	PMEGP	97-98
38	PMFME	99
39	PM SVANidhi	100-103
40	Stand up India	104-105
41	Agri Infrastructure Fund	106
42	PMJDY & PMMY Saturation	107-108
43	KCC Animal Husbandry and Fisheries Saturation	109-112
44	Expanding & Deepening of Digital payment Ecosystem	113-114
45	Financial Literacy Initiatives	115-142



STATE LEVEL BANKERS' COMMITTEE BIHAR, PATNA					
(CONVENOR- STATE BANK OF INDIA) FY : 2024 - 25					
REPORT ON BANKWISE DEPOSITS , ADVANCES & C:D RATIO AS ON 30.06.2024					
(Rs. In Crore )					
SL. NO	BANK NAME	NO. OF BRANCHES	DEPOSITS	ADVANCES (INCL O/S BIHAR)	C:D RATIO (%)
	<b>LEAD BANKS</b>				
1	STATE BANK OF INDIA	1026	163629.40	68446.23	41.83
2	BANK OF BARODA	303	23281.60	10381.36	44.59
3	CANARA BANK	317	29466.00	17592.18	59.70
4	CENTRAL BANK OF INDIA	428	26669.83	11698.76	43.87
5	PUNJAB NATIONAL BANK	706	58555.02	24150.25	41.24
6	UNION BANK OF INDIA	233	16025.64	6168.57	38.49
7	UCO BANK	241	12282.73	5000.30	40.71
	<b>OTHER BANKS</b>				
8	BANK OF INDIA	349	28895.88	11030.29	38.17
9	BANK OF MAHARASHTRA	62	1799.44	3065.52	170.36
10	INDIAN BANK	301	21680.16	10710.73	49.40
11	INDIAN OVERSEAS BANK	60	3532.56	2070.18	58.60
12	PUNJAB AND SIND BANK	19	613.24	331.20	54.01
	<b>TOTAL PUBLIC SECTOR BANKS</b>	<b>4045</b>	<b>386431.50</b>	<b>170645.57</b>	<b>44.16</b>
	<b>PRIVATE BANKS</b>				
13	AXIS BANK	144	13958.71	11113.17	79.61
14	BANDHAN BANK	676	5014.21	10574.30	210.89
15	FEDERAL BANK	10	821.01	416.23	50.70
16	HDFC BANK	194	22023.00	21778.11	98.89
17	ICICI BANK	141	18851.50	16850.91	89.39
18	IDBI BANK	70	6646.11	2546.82	38.32
19	INDUSIND BANK	56	3892.64	10451.07	268.48
20	J & K BANK	1	144.73	29.02	20.05
21	KARNATAKA BANK	1	30.28	23.99	79.23
22	KOTAK MAHINDRA BANK	26	1974.02	3017.45	152.86
23	SOUTH INDIAN BANK	2	0.00	0.00	0.00
24	YES BANK	7	681.73	768.87	112.78
25	KARUR VYSYA BANK	1	16.35	14.17	86.67
26	IDFC FIRST BANK	13	1240.37	1172.89	94.56
27	RBL BANK	6	232.09	2931.74	1263.19
	<b>TOTAL PRIVATE SECTOR BANKS</b>	<b>1348</b>	<b>75526.75</b>	<b>81688.74</b>	<b>108.16</b>
	<b>Total COMM. BANKS</b>	<b>5393</b>	<b>461958.25</b>	<b>252334.31</b>	<b>54.62</b>
	<b>CO-OPERATIVE BANKS</b>				
28	STATE CO-OP. BANK	302	6619.64	4746.50	71.70
	<b>TOTAL CO-OPERATIVE SECTOR BANKS</b>	<b>302</b>	<b>6619.64</b>	<b>4746.50</b>	<b>71.70</b>
	<b>REGIONAL RURAL BANKS</b>				
29	DAKSHIN BIHAR GRAMIN BANK	1078	25014.29	12387.06	49.52
30	UTTAR BIHAR GRAMIN BANK	1027	18670.97	14032.09	75.15
	<b>TOTAL REGIONAL RURAL BANKS</b>	<b>2105</b>	<b>43685.26</b>	<b>26419.15</b>	<b>60.48</b>
	<b>SMALL FINANCE BANK</b>				
31	JANA SMALL FIN. BANK	21	430.44	1186.77	275.71
32	UJJIVAN SMALL FIN. BANK	53	843.10	2055.51	243.80
33	UTKARSH SMALL FIN. BANK	222	836.76	5382.48	643.25
34	ESAF SMALL FIN. BANK	10	64.02	231.17	361.09
35	UNITY SMALL FINANCE BANK	30	0.00	501.37	0.00
	<b>TOTAL SMALL FINANCE BANK</b>	<b>336</b>	<b>2174.32</b>	<b>9357.30</b>	<b>430.36</b>
	<b>TOTAL</b>	<b>8136</b>	<b>514437.47</b>	<b>292857.26</b>	<b>56.93</b>
	<b>RIDF</b>			<b>9520.37</b>	
	<b>TOTAL (ADVANCE + RIDF)</b>	<b>8136</b>	<b>514437.47</b>	<b>302377.63</b>	<b>58.78</b>

STATE LEVEL BANKERS' COMMITTEE BIHAR, PATNA					
(CONVENOR- STATE BANK OF INDIA) FY : 2024 - 25					
DISTRICT WISE DEPOSITS , ADVANCES & C:D RATIO AS ON 30.06.2024					
No. in Actual and Amount in Crore					
SR. NO.	DISTRICT NAME	NO. OF BRANCHES	DEPOSIT	ADVANCES	CD Ratio
1	ARARIA	169	5818.08	5150.02	88.52
2	ARWAL	64	2214.88	1012.12	45.70
3	AURANGABAD	203	9244.63	5761.75	62.33
4	BANKA	126	5091.01	2597.14	51.01
5	BEGUSARAI	235	11881.56	8809.30	74.14
6	BHAGALPUR	293	18585.66	9007.98	48.47
7	BHOJPUR	241	13135.45	5461.27	41.58
8	BUXAR	158	7426.88	3346.78	45.06
9	DARBHANGA	256	15454.58	7988.43	51.69
10	GAYA	323	21040.29	11551.65	54.90
11	GOPALGANJ	195	9938.50	4798.75	48.28
12	JAMUI	126	5561.84	2747.91	49.41
13	JEHANABAD	100	4510.03	1968.45	43.65
14	KAIMUR (BHABUA)	126	4770.61	2855.19	59.85
15	KATIHAR	190	8436.93	6391.44	75.76
16	KHAGARIA	118	4657.50	2874.87	61.73
17	KISHANGANJ	112	4140.50	3297.36	79.64
18	LAKHISARAI	87	3803.12	1749.23	45.99
19	MADHEPURA	129	4623.48	3288.74	71.13
20	MADHUBANI	285	11234.51	6163.63	54.86
21	MUNGER	140	9101.17	2954.02	32.46
22	MUZAFFARPUR	402	24748.09	17873.92	72.22
23	NALANDA	259	13836.09	5680.34	41.05
24	NAWADA	161	6788.00	3526.81	51.96
25	PASHCHIM CHAMPARAN	232	8367.56	6784.40	81.08
26	PATNA	985	164532.74	82092.90	49.89
27	PURBI CHAMPARAN	312	12651.65	10232.43	80.88
28	PURNIA	238	9641.00	8943.95	92.77
29	ROHTAS	248	12504.92	6255.27	50.02
30	SAHARSA	108	5542.82	3566.37	64.34
31	SAMASTIPUR	306	13463.61	8567.79	63.64
32	SARAN	273	15882.64	7114.67	44.80
33	SHEIKHPURA	64	2536.90	1249.58	49.26
34	SHEOHAR	48	1346.80	957.29	71.08
35	SITAMARHI	176	8144.42	4960.85	60.91
36	SIWAN	257	15488.12	7482.26	48.31
37	SUPAUL	127	5091.11	3399.64	66.78
38	VAISHALI	264	13199.79	10524.36	79.73
	<b>TOTAL</b>	<b>8136</b>	<b>514437.47</b>	<b>288988.86</b>	<b>56.18</b>
<b>ADVANCES GRANTED TO UNITS FUNCTIONAL IN BIHAR BY BRANCHES OPERATING OUTSIDE THE STATE</b>					
1	STATE BANK OF INDIA			3141.87	
2	CANARA BANK			476.53	
3	UNION BANK OF INDIA			250.00	
<b>TOTAL ADVANCE GRANTED FROM OUTSIDE STATE</b>				<b>3868.40</b>	
<b>TOTAL FOR BIHAR</b>		<b>8136</b>	<b>514437.47</b>	<b>292857.26</b>	<b>56.93</b>



STATE LEVEL BANKERS' COMMITTEE BIHAR, PATNA											
(CONVENOR- STATE BANK OF INDIA) FY : 2024 - 25											
DISTRICT WISE DEPOSITS , ADVANCES & C:D RATIO AS ON 30.06.2024											
SR.	Name of District	Branch	No. in Actual and Amount in Crore								CD Ratio
			Deposits				Advances				
			Rural	Semi-Urban	Urban	Total	Rural	Semi-Urban	Urban	Total	
1	ARARIA	169	1452.86	4353.21	12.01	5818.08	1614.28	3092.16	443.58	5150.02	88.52
2	ARWAL	64	1725.09	475.28	14.51	2214.88	613.48	263.69	134.95	1012.12	45.70
3	AURANGABAD	203	3515.13	2654.84	3074.66	9244.63	1654.09	1061.80	3045.86	5761.75	62.33
4	BANKA	126	2879.91	2200.76	10.34	5091.01	1272.32	1259.25	65.57	2597.14	51.01
5	BEGUSARAI	235	2342.50	4826.21	4712.85	11881.56	1682.71	3110.22	4016.37	8809.30	74.14
6	BHAGALPUR	293	3305.49	5119.22	10160.95	18585.66	1539.03	2724.03	4744.92	9007.98	48.47
7	BHOJPUR	241	4156.78	3045.07	5933.60	13135.45	1741.12	1114.46	2605.69	5461.27	41.58
8	BUXAR	158	2315.05	2201.66	2910.17	7426.88	1052.68	865.07	1429.03	3346.78	45.06
9	DARBHANGA	256	3537.74	2654.58	9262.26	15454.58	2128.17	1328.33	4531.93	7988.43	51.69
10	GAYA	323	7577.84	3396.83	10065.62	21040.29	3994.07	1292.76	6264.82	11551.65	54.90
11	GOPALGANJ	195	4556.87	5381.63	0.00	9938.50	2138.50	2572.04	88.21	4798.75	48.28
12	JAMUI	126	2464.22	3091.53	6.09	5561.84	1107.59	1602.09	38.23	2747.91	49.41
13	JEHANABAD	100	1676.45	640.47	2193.11	4510.03	702.61	199.72	1066.12	1968.45	43.65
14	KAIMUR (BHABUA)	126	2621.77	2134.69	14.15	4770.61	1494.19	1303.86	57.14	2855.19	59.85
15	KATIHAR	190	2719.99	1155.35	4561.59	8436.93	2293.42	1383.87	2714.15	6391.44	75.76
16	KHAGARIA	118	864.45	3780.95	12.10	4657.50	597.35	2214.47	63.05	2874.87	61.73
17	KISHANGANJ	112	1285.41	718.08	2137.01	4140.50	1251.57	621.49	1424.30	3297.36	79.64
18	LAKHISARAI	87	1257.91	2533.66	11.55	3803.12	572.67	1143.89	32.67	1749.23	45.99
19	MADHEPURA	129	1082.28	3529.47	11.73	4623.48	901.91	2258.42	128.41	3288.74	71.13
20	MADHUBANI	285	3085.28	8122.47	26.76	11234.51	1802.28	4238.64	122.71	6163.63	54.86
21	MUNGER	140	2248.81	1463.51	5388.85	9101.17	785.61	478.84	1689.57	2954.02	32.46
22	MUZAFFARPUR	402	6420.58	3891.79	14435.72	24748.09	5753.11	2426.65	9694.16	17873.92	72.22
23	NALANDA	259	4762.91	4000.78	5072.40	13836.09	1879.61	1470.60	2330.13	5680.34	41.05
24	NAWADA	161	1887.52	4900.48	0.00	6788.00	1026.98	2442.44	57.39	3526.81	51.96
25	PASHCHIM CHAMPARAN	232	2066.35	2367.47	3933.74	8367.56	1927.03	1920.40	2936.97	6784.40	81.08
26	PATNA	985	8203.31	12156.80	144172.63	164532.74	4795.39	5643.14	71654.37	82092.90	49.89
27	PURBI CHAMPARAN	312	2977.91	5120.04	4553.70	12651.65	2848.95	3946.02	3437.46	10232.43	80.88
28	PURNIA	238	2309.98	1524.18	5806.84	9641.00	2218.58	1353.86	5371.51	8943.95	92.77
29	ROHTAS	248	4053.44	2900.79	5550.69	12504.92	2037.22	1332.40	2885.65	6255.27	50.02
30	SAHARSA	108	1378.50	1103.56	3060.76	5542.82	966.61	599.59	2000.17	3566.37	64.34
31	SAMASTIPUR	306	5004.55	8404.54	54.52	13463.61	2930.69	5392.67	244.43	8567.79	63.64
32	SARAN	273	7001.09	3488.15	5393.40	15882.64	3085.80	1394.18	2634.69	7114.67	44.80
33	SHEIKHPURA	64	517.55	2016.14	3.21	2536.90	263.80	963.99	21.79	1249.58	49.26
34	SHEOHAR	48	385.02	961.78	0.00	1346.80	285.75	656.52	15.02	957.29	71.08
35	SITAMARHI	176	1559.13	6537.47	47.82	8144.42	869.56	3981.83	109.46	4960.85	60.91
36	SIWAN	257	5746.07	4058.53	5683.52	15488.12	3414.38	1404.95	2662.93	7482.26	48.31
37	SUPAUL	127	1338.62	3752.49	0.00	5091.11	1056.57	2306.27	36.80	3399.64	66.78
38	VAISHALI	264	4873.85	3980.69	4345.25	13199.79	5863.96	1797.19	2863.21	10524.36	79.73
	<b>TOTAL</b>	<b>8136</b>	<b>117158.21</b>	<b>134645.15</b>	<b>262634.11</b>	<b>514437.47</b>	<b>72163.64</b>	<b>73161.80</b>	<b>143663.42</b>	<b>288988.86</b>	<b>56.18</b>



STATE LEVEL BANKERS' COMMITTEE BIHAR, PATNA						
(CONVENOR- STATE BANK OF INDIA) FY : 2024 - 25						
BANKWISE DEPOSIT,CREDIT,CD RATIO AND MARKET SHARE AS ON 30.06.2024						
SL. NO	BANK NAME	(Rs.in Crore)				
		DEPOSITS	ADVANCES	C:D Rat	M.SHARE (DEPOSIT)	M.SHARE (ADVANCES)
	<b>LEAD BANKS</b>					
1	STATE BANK OF INDIA	163629.40	65304.36	39.91	31.81	22.60
2	BANK OF BARODA	23281.60	10381.36	44.59	4.53	3.59
3	CANARA BANK	29466.00	17115.65	58.09	5.73	5.92
4	CENTRAL BANK OF INDIA	26669.83	11698.76	43.87	5.18	4.05
5	PUNJAB NATIONAL BANK	58555.02	24150.25	41.24	11.38	8.36
6	UNION BANK OF INDIA	16025.64	5918.57	36.93	3.12	2.05
7	UCO BANK	12282.73	5000.30	40.71	2.39	1.73
	<b>OTHER BANKS</b>					
8	BANK OF INDIA	28895.88	11030.29	38.17	5.62	3.82
9	BANK OF MAHARASHTRA	1799.44	3065.52	170.36	0.35	1.06
10	INDIAN BANK	21680.16	10710.73	49.40	4.21	3.71
11	INDIAN OVERSEAS BANK	3532.56	2070.18	58.60	0.69	0.72
12	PUNJAB AND SIND BANK	613.24	331.20	54.01	0.12	0.11
	<b>TOTAL PUBLIC SECTOR BANKS</b>	<b>386431.50</b>	<b>166777.17</b>	<b>43.16</b>	<b>75.12</b>	<b>57.71</b>
	<b>PRIVATE BANKS</b>					
13	AXIS BANK	13958.71	11113.17	79.61	2.71	3.85
14	BANDHAN BANK	5014.21	10574.30	210.89	0.97	3.66
15	FEDERAL BANK	821.01	416.23	50.70	0.16	0.14
16	HDFC BANK	22023.00	21778.11	98.89	4.28	7.54
17	ICICI BANK	18851.50	16850.91	89.39	3.66	5.83
18	IDBI BANK	6646.11	2546.82	38.32	1.29	0.88
19	INDUSIND BANK	3892.64	10451.07	268.48	0.76	3.62
20	J & K BANK	144.73	29.02	20.05	0.03	0.01
21	KARNATAKA BANK	30.28	23.99	79.23	0.01	0.01
22	KOTAK MAHINDRA BANK	1974.02	3017.45	152.86	0.38	1.04
23	SOUTH INDIAN BANK	0.00	0.00	0.00	0.00	0.00
24	YES BANK	681.73	768.87	112.78	0.13	0.27
25	KARUR VYSYA BANK	16.35	14.17	86.67	0.00	0.00
26	IDFC FIRST BANK	1240.37	1172.89	94.56	0.24	0.41
27	RBL BANK	232.09	2931.74	1263.19	0.05	1.01
	<b>TOTAL PRIVATE SECTOR BANKS</b>	<b>75526.75</b>	<b>81688.74</b>	<b>108.16</b>	<b>14.68</b>	<b>28.27</b>
	<b>Total COMM. BANKS</b>	<b>461958.25</b>	<b>248465.91</b>	<b>53.79</b>	<b>89.80</b>	<b>85.98</b>
	<b>CO-OPERATIVE BANKS</b>					
28	STATE CO-OP. BANK	6619.64	4746.50	71.70	1.29	1.64
	<b>TOTAL CO-OPERATIVE SECTOR BANKS</b>	<b>6619.64</b>	<b>4746.50</b>	<b>71.70</b>	<b>1.29</b>	<b>1.64</b>
	<b>REGIONAL RURAL BANKS</b>					
29	DAKSHIN BIHAR GRAMIN BANK	25014.29	12387.06	49.52	4.86	4.29
30	UTTAR BIHAR GRAMIN BANK	18670.97	14032.09	75.15	3.63	4.86
	<b>TOTAL REGIONAL RURAL BANKS</b>	<b>43685.26</b>	<b>26419.15</b>	<b>60.48</b>	<b>8.49</b>	<b>9.14</b>
	<b>SMALL FINANCE BANK</b>					
31	JANA SMALL FIN. BANK	430.44	1186.77	275.71	0.08	0.41
32	UJJIVAN SMALL FIN. BANK	843.10	2055.51	243.80	0.16	0.71
33	UTKARSH SMALL FIN. BANK	836.76	5382.48	643.25	0.16	1.86
34	ESAF SMALL FIN. BANK	64.02	231.17	361.09	0.01	0.08
35	UNITY SMALL FINANCE BANK	0.00	501.37	0.00	0.00	0.17
	<b>TOTAL SMALL FINANCE BANK</b>	<b>2174.32</b>	<b>9357.30</b>	<b>430.36</b>	<b>0.42</b>	<b>3.24</b>
	<b>GRAND TOTAL</b>	<b>514437.47</b>	<b>288988.86</b>	<b>56.18</b>	<b>100.00</b>	<b>100.00</b>

STATE LEVEL BANKERS' COMMITTEE BIHAR, PATNA												
(CONVENOR- STATE BANK OF INDIA) 2024 - 25												
BANK WISE OUTSTANDING ADVANCES AS ON 30.06.2024												
Amount in Rs. Crore												
SL. NO.	BANK NAME	TOTAL ADVANCES	PRIO SEC. ADV	% OF P S ADV	AGL ADV	% OF AGL ADV	MSME	% OF MSME ADV	OPS ADV	% OF OPS ADV	NPS ADV	% OF NPS ADV
	LEAD BANKS											
1	STATE BANK OF INDIA	65304.36	21300.68	32.62	7908.41	12.11	8961.78	13.72	4430.50	6.78	44003.76	67.38
2	BANK OF BARODA	10381.36	6280.01	60.49	2593.27	24.98	3030.47	29.19	656.26	6.32	4101.39	39.51
3	CANARA BANK	17115.65	6119.92	35.76	2127.62	12.43	3110.89	18.18	881.42	5.15	10995.69	64.24
4	CENTRAL BANK OF INDIA	11698.76	9383.12	80.21	5544.04	47.39	3031.87	25.92	807.20	6.90	2315.62	19.79
5	PUNJAB NATIONAL BANK	24150.25	12458.29	51.59	5604.00	23.20	5505.60	22.80	1348.70	5.58	11692.01	48.41
6	UNION BANK OF INDIA	5918.57	3848.33	65.02	1486.48	25.12	1950.82	32.96	411.03	6.94	2070.33	34.98
7	UCO BANK	5000.30	3940.14	78.80	1575.35	31.51	1493.30	29.86	871.49	17.43	1060.18	21.20
	OTHER BANKS											
8	BANK OF INDIA	11030.29	7159.94	64.91	2937.15	26.63	3507.73	31.80	715.06	6.48	3870.39	35.09
9	BANK OF MAHARASHTRA	3065.52	561.76	18.33	126.42	4.12	313.07	10.21	122.28	3.99	2503.75	81.67
10	INDIAN BANK	10710.73	4713.87	44.01	1603.05	14.97	2851.47	26.62	259.35	2.42	5996.87	55.99
11	INDIAN OVERSEAS BANK	2070.18	863.92	41.73	172.79	8.35	445.17	21.50	245.95	11.88	1206.25	58.27
12	PUNJAB AND SIND BANK	331.20	204.06	61.61	19.39	5.85	143.36	43.29	41.30	12.47	127.15	38.39
	TOTAL PUBLIC SECTOR BANKS	166777.17	76834.04	46.07	31697.97	19.01	34345.53	20.59	10790.54	6.47	89943.39	53.93
	PRIVATE BANKS											
13	AXIS BANK	11113.17	5969.74	53.72	2520.72	22.68	2856.02	25.70	593.00	5.34	5143.46	46.28
14	BANDHAN BANK	10574.30	5286.77	50.00	1629.51	15.41	1135.37	10.74	2521.89	23.85	5287.50	50.00
15	FEDERAL BANK	416.23	210.45	50.56	172.37	41.41	0.96	0.23	37.11	8.92	205.78	49.44
16	HDFC BANK	21778.11	10136.02	46.54	3427.13	15.74	6270.74	28.79	438.15	2.01	11642.09	53.46
17	ICICI BANK	16850.91	6869.01	40.76	1326.44	7.87	5266.99	31.26	275.57	1.64	9981.92	59.24
18	IDBI BANK	2546.82	1290.44	50.67	461.15	18.11	510.26	20.04	319.02	12.53	1256.43	49.33
19	INDUSIND BANK	10451.07	8368.40	80.07	7042.49	67.39	1324.40	12.67	1.51	0.01	2082.65	19.93
20	J & K BANK	29.02	9.43	32.49	0.00	0.00	7.30	25.16	2.14	7.37	19.59	67.51
21	KARNATAKA BANK	23.99	12.29	51.23	5.41	22.55	4.58	19.09	2.31	9.63	11.70	48.77
22	KOTAK MAHINDRA BANK	3017.45	2636.80	87.39	2145.92	71.12	367.08	12.17	123.79	4.10	380.65	12.61
23	SOUTH INDIAN BANK	0.00	0.00	0.00	0.00	0.00	0.00	0.00	0.00	0.00	0.00	0.00
24	YES BANK	768.87	375.81	48.88	133.98	17.43	241.46	31.40	0.38	0.05	393.06	51.12
25	KARUR VYSYA BANK	14.17	0.69	4.87	0.00	0.00	0.40	2.82	0.29	2.05	13.48	95.13
26	IDFC FIRST BANK	1172.89	642.95	54.82	543.24	46.32	96.33	8.21	3.39	0.29	529.95	45.18
27	RBL BANK	2931.74	2919.79	99.59	2904.97	99.09	2.64	0.09	12.18	0.42	11.96	0.41
	TOTAL PRIVATE SECTOR BANKS	81688.74	44728.59	54.75	22313.33	27.32	18084.53	22.14	4330.73	5.30	36960.22	45.25
	Total COMM. BANKS	248465.91	121562.63	48.93	54011.30	21.74	52430.06	21.10	15121.27	6.09	126903.61	51.07
	CO-OPERATIVE BANKS											
28	STATE CO-OP. BANK	4746.50	1535.00	32.34	1180.63	24.87	102.65	2.16	251.71	5.30	3211.49	67.66
	TOTAL CO-OPERATIVE BANKS	4746.50	1535.00	32.34	1180.63	24.87	102.65	2.16	251.71	5.30	3211.49	67.66
	REGIONAL RURAL BANKS											
29	DAKSHIN BIHAR GRAMIN BANK	12387.06	11703.78	94.48	9346.61	75.45	1853.58	14.96	503.60	4.07	683.32	5.52
30	UTTAR BIHAR GRAMIN BANK	14032.09	13438.94	95.77	7627.97	54.36	5618.53	40.04	192.44	1.37	593.04	4.23
	TOTAL REGIONAL RURAL BANKS	26419.15	25142.72	95.17	16974.58	64.25	7472.11	28.28	696.04	2.63	1276.36	4.83
	SMALL FINANCE BANK											
31	JANA SMALL FIN. BANK	1186.77	1112.98	93.78	694.87	58.55	280.54	23.64	137.57	11.59	73.76	6.22
32	UJJIVAN SMALL FIN. BANK	2055.51	1866.59	90.81	1357.74	66.05	226.65	11.03	282.19	13.73	188.91	9.19
33	UTKARSH SMALL FIN. BANK	5382.48	5147.19	95.63	2665.28	49.52	411.26	7.64	2070.65	38.47	235.36	4.37
34	ESAF SMALL FIN. BANK	231.17	225.34	97.48	189.59	82.01	25.81	11.16	9.93	4.30	5.81	2.51
35	UNITY SMALL FINANCE BANK	501.37	389.64	77.72	204.54	40.80	64.92	12.95	120.18	23.97	111.72	22.28
	TOTAL SMALL FINANCE BANK	9357.30	8741.74	93.42	5112.02	54.63	1009.18	10.78	2620.52	28.01	615.56	6.58
	GRAND TOTAL	288988.86	156982.09	54.32	77278.53	26.74	61014.00	21.11	18689.54	6.47	132007.02	45.68

STATE LEVEL BANKERS' COMMITTEE BIHAR, PATNA												
(CONVENOR- STATE BANK OF INDIA) FY 2024-25												
DISTRICT WISE OUTSTANDING AS ON 30.06.2024												
Amount in Rs. Crore												
SL. NO.	DISTRICT NAME	TOTAL ADVANCES	PRIO SEC. ADV	% OF P S ADV	AGL ADV	% OF AGL ADV	MSME	% OF MSME ADV	OPS ADV	% OF OPS ADV	NPS ADV	% OF NPS ADV
1	ARARIA	5150.02	3284.47	63.78	1612.86	31.32	1262.86	24.52	408.74	7.94	1865.52	36.22
2	ARWAL	1012.12	648.24	64.05	381.52	37.70	198.38	19.60	68.35	6.75	347.48	34.33
3	AURANGABAD	5761.75	2957.73	51.33	1645.23	28.55	989.71	17.18	322.79	5.60	2794.99	48.51
4	BANKA	2597.14	1771.92	68.23	1046.69	40.30	515.80	19.86	209.43	8.06	862.01	33.19
5	BEGUSARAI	8809.30	5636.00	63.98	2831.23	32.14	2327.43	26.42	477.34	5.42	3183.51	36.14
6	BHAGALPUR	9007.98	4737.05	52.59	1761.65	19.56	2292.13	25.45	683.26	7.59	4228.78	46.94
7	BHOJPUR	5461.27	3109.83	56.94	1662.70	30.45	1067.56	19.55	379.57	6.95	2299.08	42.10
8	BUXAR	3346.78	2081.88	62.21	1197.17	35.77	642.02	19.18	242.70	7.25	1269.49	37.93
9	DARBHANGA	7988.43	4416.26	55.28	1877.07	23.50	1976.42	24.74	562.77	7.04	3572.14	44.72
10	GAYA	11551.65	7014.24	60.72	3756.64	32.52	2489.46	21.55	768.14	6.65	4543.57	39.33
11	GOPALGANJ	4798.75	3327.98	69.35	1946.89	40.57	1098.95	22.90	282.15	5.88	1528.85	31.86
12	JAMUI	2747.91	1748.38	63.63	1084.29	39.46	448.21	16.31	215.88	7.86	1068.60	38.89
13	JEHANABAD	1968.45	1118.21	56.81	598.86	30.42	396.23	20.13	123.11	6.25	791.82	40.23
14	KAIMUR (BHABUA)	2855.19	1887.07	66.09	1244.40	43.58	465.58	16.31	177.10	6.20	924.43	32.38
15	KATIHAR	6391.44	4072.84	63.72	2301.87	36.01	1334.23	20.88	436.74	6.83	2318.64	36.28
16	KHAGARIA	2874.87	1958.35	68.12	1258.39	43.77	545.40	18.97	154.56	5.38	998.09	34.72
17	KISHANGANJ	3297.36	2089.48	63.37	1149.04	34.85	643.98	19.53	296.46	8.99	1207.88	36.63
18	LAKHISARAI	1749.23	1065.36	60.90	641.87	36.69	299.80	17.14	123.69	7.07	722.09	41.28
19	MADHEPURA	3288.74	2069.27	62.92	1219.66	37.09	680.93	20.70	168.69	5.13	1219.40	37.08
20	MADHUBANI	6163.63	3800.40	61.66	1748.88	28.37	1662.82	26.98	388.70	6.31	2363.24	38.34
21	MUNGER	2954.02	1388.44	47.00	616.60	20.87	537.61	18.20	234.24	7.93	1592.72	53.92
22	MUZAFFARPUR	17873.92	9478.73	53.03	4183.81	23.41	4043.27	22.62	1251.64	7.00	8394.02	46.96
23	NALANDA	5680.34	3488.92	61.42	1822.22	32.08	1255.95	22.11	410.74	7.23	2191.48	38.58
24	NAWADA	3526.81	2295.44	65.09	1261.52	35.77	745.62	21.14	288.31	8.17	1233.39	34.97
25	PASHCHIM CHAMPARAN	6784.40	4393.94	64.77	2281.47	33.63	1590.83	23.45	521.65	7.69	2390.50	35.24
26	PATNA	82092.90	29303.78	35.70	8814.31	10.74	15548.77	18.94	4940.70	6.02	52752.99	64.26
27	PURBI CHAMPARAN	10232.43	6687.65	65.36	3820.80	37.34	2217.49	21.67	649.36	6.35	3544.82	34.64
28	PURNIA	8943.95	5755.35	64.35	2650.19	29.63	2490.07	27.84	615.09	6.88	3188.56	35.65
29	ROHTAS	6255.27	3904.48	62.42	2002.68	32.02	1481.48	23.68	420.31	6.72	2298.20	36.74
30	SAHARSA	3566.37	2212.74	62.04	1185.41	33.24	861.63	24.16	165.70	4.65	1353.62	37.96
31	SAMASTIPUR	8567.79	5512.39	64.34	3157.27	36.85	1811.62	21.14	543.50	6.34	3146.29	36.72
32	SARAN	7114.67	4305.19	60.51	2282.28	32.08	1519.75	21.36	503.15	7.07	2786.54	39.17
33	SHEIKHPURA	1249.58	780.69	62.48	422.42	33.80	265.51	21.25	92.76	7.42	486.55	38.94
34	SHEOHAR	957.29	642.31	67.10	419.12	43.78	177.67	18.56	45.52	4.76	314.42	32.84
35	SITAMARHI	4960.85	3141.15	63.32	1578.02	31.81	1272.15	25.64	290.98	5.87	1820.32	36.69
36	SIWAN	7482.26	5313.76	71.02	3239.18	43.29	1522.33	20.35	552.25	7.38	2061.07	27.55
37	SUPAUL	3399.64	2011.26	59.16	1154.23	33.95	686.00	20.18	171.03	5.03	1388.40	40.84
38	VAISHALI	10524.36	7570.89	71.94	5420.12	51.50	1648.30	15.66	502.46	4.77	2953.50	28.06
<b>GRAND TOTAL</b>		<b>288988.86</b>	<b>156982.07</b>	<b>54.32</b>	<b>77278.56</b>	<b>26.74</b>	<b>61013.95</b>	<b>21.11</b>	<b>18689.56</b>	<b>6.47</b>	<b>132007.00</b>	<b>45.68</b>













## STATE LEVEL BANKERS' COMMITTEE BIHAR,PATNA

( CONVENOR - STATE BANK OF INDIA ) FY 2024-25

DISTRICT WISE DISBURSEMENT : ANNUAL CREDIT PLAN (ACP) NON PRIORITY SECTOR AS ON : 30.06.2024

Amount in Crore

Sr. No.	District Name	NON PRIORITY SECTOR																	
		AGRICULTURE			EDUCATION			HOUSING			PERSONAL LOAN			OTHER			TOTAL NON PRIORITY		
		TARGET	ACHIE.	% ACHIE.	TARGET	ACHIE.	% ACHIE.	TARGET	ACHIE.	% ACHIE.	TARGET	ACHIE.	% ACHIE.	TARGET	ACHIE.	% ACHIE.	TARGET	ACHIE.	% ACHIE.
1	ARARIA	0.00	0.02	0.00	14.35	0.46	3.21	57.49	11.59	20.16	373.61	27.54	7.37	991.51	336.86	33.97	1436.96	376.47	26.20
2	ARWAL	0.00	0.29	0.00	5.37	0.00	0.00	21.56	2.88	13.36	140.04	10.62	7.58	371.67	51.96	13.98	538.64	65.75	12.21
3	AURANGABAD	0.00	0.12	0.00	16.31	0.25	1.53	65.30	13.19	20.20	424.36	35.20	8.29	1126.15	194.68	17.29	1632.12	243.44	14.92
4	BANKA	0.00	0.09	0.00	10.18	0.02	0.20	40.73	4.44	10.90	264.76	17.32	6.54	702.64	126.99	18.07	1018.31	148.86	14.62
5	BEGUSARAI	0.00	16.62	0.00	20.43	0.73	3.57	81.67	39.20	48.00	530.95	69.95	13.17	1408.99	418.61	29.71	2042.04	545.11	26.69
6	BHAGALPUR	0.00	9.89	0.00	28.80	1.76	6.11	115.34	73.84	64.02	749.86	70.37	9.38	1989.96	572.03	28.75	2883.96	727.89	25.24
7	BHOJPUR	0.00	0.07	0.00	17.67	0.37	2.09	70.79	31.06	43.88	459.96	43.46	9.45	1220.63	282.67	23.16	1769.05	357.63	20.22
8	BUXAR	0.00	0.83	0.00	13.20	0.40	3.03	52.83	10.94	20.71	343.39	31.45	9.16	911.30	137.44	15.08	1320.72	181.06	13.71
9	DARBHANGA	0.00	0.04	0.00	21.55	1.23	5.71	86.29	41.99	48.66	560.94	75.62	13.48	1488.65	394.60	26.51	2157.43	513.48	23.80
10	GAYA	0.00	0.16	0.00	39.46	2.23	5.65	157.96	70.70	44.76	1026.70	87.72	8.54	2724.70	582.39	21.37	3948.82	743.20	18.82
11	GOPALGANJ	0.00	1.10	0.00	14.17	0.24	1.69	56.78	13.70	24.13	369.02	42.69	11.57	979.31	239.74	24.48	1419.28	297.47	20.96
12	JAMUI	0.00	0.35	0.00	8.32	0.00	0.00	33.38	6.31	18.90	216.88	28.54	13.16	575.61	147.33	25.60	834.19	182.53	21.88
13	JEHANABAD	0.00	0.00	0.00	8.83	0.01	0.11	35.40	8.49	23.98	229.99	21.54	9.37	610.35	93.30	15.29	884.57	123.34	13.94
14	KAIMUR (BHABUA)	0.00	3.03	0.00	10.38	0.46	4.43	41.46	8.61	20.77	269.52	19.81	7.35	715.24	115.05	16.09	1036.60	146.96	14.18
15	KATIHAR	0.00	0.64	0.00	18.29	0.15	0.82	73.16	24.69	33.75	475.46	47.83	10.06	1261.75	331.36	26.26	1828.66	404.67	22.13
16	KHAGARIA	0.00	0.11	0.00	8.74	0.03	0.34	34.99	8.83	25.24	227.41	24.73	10.87	603.54	131.20	21.74	874.68	164.90	18.85
17	KISHANGANJ	0.00	0.55	0.00	8.98	0.26	2.90	35.89	5.52	15.38	233.35	15.21	6.52	619.29	201.43	32.53	897.51	222.97	24.84
18	LAKHISARAI	0.00	0.05	0.00	6.22	0.05	0.80	24.94	6.23	24.98	162.27	13.62	8.39	430.65	90.18	20.94	624.08	110.13	17.65
19	MADHEPURA	0.00	0.59	0.00	12.16	0.00	0.00	48.65	6.95	14.29	316.19	20.49	6.48	839.09	158.05	18.84	1216.09	186.08	15.30
20	MADHUBANI	0.00	0.21	0.00	21.08	0.58	2.75	84.44	18.90	22.38	548.76	51.50	9.38	1456.32	285.14	19.58	2110.60	356.33	16.88
21	MUNGER	0.00	0.02	0.00	11.75	0.06	0.51	47.09	9.80	20.81	306.06	42.14	13.77	812.20	168.23	20.71	1177.10	220.25	18.71
22	MUZAFFARPUR	0.00	2.51	0.00	48.14	2.45	5.09	192.65	83.47	43.33	1252.05	125.28	10.01	3322.79	1193.91	35.93	4815.63	1407.62	29.23
23	NALANDA	0.00	0.18	0.00	18.06	0.72	3.99	72.31	31.07	42.97	470.06	47.13	10.03	1247.43	287.59	23.05	1807.86	366.69	20.28
24	NAWADA	0.00	0.03	0.00	10.49	0.22	2.10	41.96	13.71	32.67	272.73	25.81	9.46	723.81	151.84	20.98	1048.99	191.61	18.27
25	PASHCHIM CHAMPARAN	0.00	1.27	0.00	18.88	1.33	7.04	75.24	13.81	18.35	490.15	60.22	12.29	1300.75	348.37	26.78	1885.02	425.00	22.55
26	PATNA	0.00	31.58	0.00	184.02	16.62	9.03	734.94	645.88	87.88	4776.84	516.68	10.82	12677.00	7671.56	60.52	18372.80	8882.32	48.34
27	PURBI CHAMPARAN	0.00	0.36	0.00	28.16	0.55	1.95	112.77	23.72	21.03	732.98	84.81	11.57	1945.19	590.45	30.35	2819.10	699.89	24.83
28	PURNIA	0.00	0.70	0.00	22.92	0.48	2.09	91.77	49.60	54.05	596.40	49.51	8.30	1582.82	424.77	26.84	2293.91	525.06	22.89
29	ROHTAS	0.00	0.14	0.00	18.70	0.47	2.51	74.83	18.26	24.40	486.32	40.22	8.27	1290.58	278.58	21.59	1870.43	337.67	18.05
30	SAHARSA	0.00	0.01	0.00	10.05	1.10	10.95	40.25	14.75	36.65	261.47	31.99	12.23	693.88	166.50	24.00	1005.65	214.35	21.31
31	SAMASTIPUR	0.00	0.20	0.00	24.31	0.53	2.18	97.16	29.36	30.22	631.49	91.27	14.45	1675.86	392.02	23.39	2428.82	513.38	21.14
32	SARAN	0.00	0.19	0.00	23.00	0.12	0.52	92.03	25.65	27.87	598.10	66.50	11.12	1587.28	357.15	22.50	2300.41	449.61	19.54
33	SHEIKHPURA	0.00	0.05	0.00	4.70	0.00	0.00	18.82	6.01	31.93	122.11	7.28	5.96	324.10	58.01	17.90	469.73	71.35	15.19
34	SHEOHAR	0.00	0.04	0.00	3.98	0.00	0.00	15.91	1.14	7.17	103.28	8.86	8.58	274.11	32.93	12.01	397.28	42.97	10.82
35	SITAMARHI	0.00	0.56	0.00	13.94	0.65	4.66	55.66	13.62	24.47	361.82	41.60	11.50	960.24	215.57	22.45	1391.66	272.00	19.55
36	SIWAN	0.00	0.21	0.00	19.41	0.67	3.45	77.67	15.82	20.37	504.77	50.59	10.02	1339.64	267.15	19.94	1941.49	334.44	17.23
37	SUPAUL	0.00	0.03	0.00	11.71	0.28	2.39	46.90	7.46	15.91	304.93	24.62	8.07	809.25	179.23	22.15	1172.79	211.62	18.04
38	VAISHALI	0.00	0.16	0.00	23.29	0.77	3.31	92.99	35.10	37.75	605.02	69.50	11.49	1605.72	363.11	22.61	2327.02	468.64	20.14
	<b>TOTAL</b>	<b>0.00</b>	<b>73.00</b>	<b>0.00</b>	<b>800.00</b>	<b>36.25</b>	<b>4.53</b>	<b>3200.00</b>	<b>1446.29</b>	<b>45.20</b>	<b>20800.00</b>	<b>2139.22</b>	<b>10.28</b>	<b>55200.00</b>	<b>18037.98</b>	<b>32.68</b>	<b>80000.00</b>	<b>21732.74</b>	<b>27.17</b>

STATE LEVEL BANKERS' COMMITTEE BIHAR, PATNA										
(CONVENOR- STATE BANK OF INDIA) FY : 2024 - 25										
BANK WISE DISBURSEMENT UNDER ANNUAL CREDIT PLAN AS ON 30.06.2024										
No. in Actual and Amount in Crore										
SR. NO.	NAME OF BANK	SC				ST				
		Disbursement During Quarter		Outstanding at the end of Quarter		Disbursement During Quarter		Outstanding at the end of Quarter		
		No.	Amt.	No.	Amt.	No.	Amt.	No.	Amt.	
	<b>LEAD BANKS</b>									
1	STATE BANK OF INDIA	15560.00	458.57	101411.00	3209.73	1814.00	48.21	16211.00	348.52	
2	BANK OF BARODA	1023.00	19.98	6450.00	158.70	117.00	2.41	602.00	14.67	
3	CANARA BANK	334.00	10.01	12467.00	258.00	36.00	1.29	777.00	20.15	
4	CENTRAL BANK OF INDIA	2621.00	38.47	29284.00	320.56	414.00	7.68	4660.00	45.65	
5	PUNJAB NATIONAL BANK	1076.00	29.55	36750.00	629.79	153.00	4.32	7525.00	158.99	
6	UNION BANK OF INDIA	1311.00	27.58	11984.00	173.15	103.00	1.86	902.00	18.81	
7	UCO BANK	214.00	6.07	21529.00	169.02	34.00	1.03	2625.00	27.00	
	<b>OTHER BANKS</b>									
8	BANK OF INDIA	1137.00	27.45	8962.00	173.49	166.00	4.20	1007.00	24.40	
9	BANK OF MAHARASHTRA	47.00	1.67	374.00	7.84	1.00	0.00	33.00	0.53	
10	INDIAN BANK	889.00	22.42	10263.00	199.24	100.00	3.27	1177.00	25.99	
11	INDIAN OVERSEAS BANK	4.00	0.29	160.00	7.83	0.00	0.00	18.00	0.51	
12	PUNJAB AND SIND BANK	4.00	0.33	51.00	1.91	0.00	0.00	8.00	0.96	
	<b>Total Public Sector Bank</b>	<b>24220.00</b>	<b>642.39</b>	<b>239685.00</b>	<b>5309.26</b>	<b>2938.00</b>	<b>74.27</b>	<b>35545.00</b>	<b>686.18</b>	
	<b>PRIVATE BANKS</b>									
13	AXIS BANK	611.00	4.15	22496.00	87.03	225.00	2.03	7650.00	35.77	
14	BANDHAN BANK	10738.00	108.52	69302.00	460.39	2190.00	22.50	13886.00	91.85	
15	FEDERAL BANK	19.00	0.26	56.00	1.05	7.00	0.09	14.00	0.15	
16	HDFC BANK	21.00	1.34	186.00	10.48	8.00	0.40	40.00	1.15	
17	ICICI BANK	620.00	21.55	8662.00	96.05	99.00	8.96	1617.00	23.91	
18	IDBI BANK	3074.00	27.53	19003.00	137.56	470.00	4.11	2815.00	19.26	
19	INDUSIND BANK	146070.00	574.39	999378.00	2215.74	55903.00	216.91	383829.00	850.48	
20	J & K BANK	0.00	0.00	0.00	0.00	0.00	0.00	0.00	0.00	
21	KARNATAKA BANK	0.00	0.00	3.00	0.14	0.00	0.00	0.00	0.00	
22	KOTAK MAHINDRA BANK	12795.00	69.08	77843.00	264.44	3360.00	17.94	22326.00	69.54	
23	SOUTH INDIAN BANK	0.00	0.00	0.00	0.00	0.00	0.00	0.00	0.00	
24	YES BANK	1603.00	6.94	6653.00	23.57	213.00	1.02	746.00	2.36	
25	KARUR VYSYA BANK	0.00	0.00	1.00	0.05	0.00	0.00	0.00	0.00	
26	IDFC FIRST BANK	9222.00	40.86	35254.00	122.88	1508.00	5.89	6042.00	18.32	
27	RBL BANK	15877.00	69.63	152095.00	416.93	1315.00	6.12	16437.00	45.51	
	<b>Total Private Sector Bank</b>	<b>200650.00</b>	<b>924.25</b>	<b>1390932.00</b>	<b>3836.31</b>	<b>65298.00</b>	<b>285.97</b>	<b>455402.00</b>	<b>1158.30</b>	
	<b>Total COMM. BANKS</b>	<b>224870.00</b>	<b>1566.64</b>	<b>1630617.00</b>	<b>9145.57</b>	<b>68236.00</b>	<b>360.24</b>	<b>490947.00</b>	<b>1844.48</b>	
	<b>CO-OPERATIVE BANKS</b>									
28	STATE CO-OP. BANK	562.00	3.72	21131.00	873.70	410.00	1.62	2236.00	24.64	
	<b>Total Cooperative Bank</b>	<b>562.00</b>	<b>3.72</b>	<b>21131.00</b>	<b>873.70</b>	<b>410.00</b>	<b>1.62</b>	<b>2236.00</b>	<b>24.64</b>	
	<b>REGIONAL RURAL BANKS</b>									
29	DAKSHIN BIHAR GRAMIN BANK	197.00	3.43	66486.00	386.31	23.00	0.14	3366.00	27.05	
30	UTTAR BIHAR GRAMIN BANK	63662.00	40.31	64363.00	54.25	348423.00	202.00	341497.00	174.16	
	<b>Total Region Rural Bank</b>	<b>63859.00</b>	<b>43.74</b>	<b>130849.00</b>	<b>440.56</b>	<b>348446.00</b>	<b>202.14</b>	<b>344863.00</b>	<b>201.21</b>	
	<b>SMALL FINANCE BANK</b>									
31	JANA SMALL FIN. BANK	2847.00	15.33	24397.00	76.42	527.00	2.81	6946.00	20.72	
32	UJJIVAN SMALL FIN. BANK	11655.00	69.71	83772.00	314.59	3203.00	18.78	23278.00	87.18	
33	UTKARSH SMALL FIN. BANK	32612.00	184.40	175094.00	758.11	4113.00	23.18	22778.00	101.05	
34	ESAF SMALL FIN. BANK	891.00	3.86	6602.00	21.13	290.00	1.21	2046.00	5.52	
35	UNITY SMALL FINANCE BANK	3796.00	15.95	21507.00	57.61	1846.00	8.48	10171.00	31.40	
	<b>Total Small Financial Bank</b>	<b>51801.00</b>	<b>289.25</b>	<b>311372.00</b>	<b>1227.86</b>	<b>9979.00</b>	<b>54.46</b>	<b>65219.00</b>	<b>245.87</b>	
	<b>TOTAL FOR BIHAR</b>	<b>341092.00</b>	<b>1903.35</b>	<b>2093969.00</b>	<b>11687.69</b>	<b>427071.00</b>	<b>618.46</b>	<b>903265.00</b>	<b>2316.20</b>	

STATE LEVEL BANKERS' COMMITTEE BIHAR, PATNA									
(CONVENOR- STATE BANK OF INDIA) FY : 2024 - 25									
DISTRICT WISE DISBURSEMENT TO SC/ST AS ON 30.06.2024									
SR.	NAME OF BANK	No. in Actual and Amount in Crore							
		SC				ST			
		Disbursement During Quarter		Outstanding at the end of Quarter		Disbursement During Quarter		Outstanding at the end of Quarter	
No.	Amt.	No.	Amt.	No.	Amt.	No.	Amt.		
1	ARARIA	2795	24.65	13202	163.99	7195	6.81	10755	23.04
2	ARWAL	498	5.31	5333	52.02	82	0.63	412	3.36
3	AURANGABAD	4125	37.39	31159	269.52	615	4.57	3206	20.13
4	BANKA	1341	15.22	11664	95.63	331	3.51	3268	26.83
5	BEGUSARAI	4156	47.63	33697	285.44	548	4.27	4280	24.99
6	BHAGALPUR	2558	35.40	21204	257.33	688	10.58	4743	74.93
7	BHOJPUR	8460	47.02	66603	244.24	3020	13.88	22083	61.36
8	BUXAR	1474	15.46	14541	110.89	278	2.25	2510	14.98
9	DARBHANGA	9841	72.80	50818	363.65	46721	39.32	47763	69.41
10	GAYA	27760	140.33	190353	753.35	7967	35.96	60227	239.17
11	GOPALGANJ	5122	24.46	21149	136.64	17391	15.18	23990	37.54
12	JAMUI	2600	23.21	19880	160.16	377	3.28	3117	25.84
13	JEHANABAD	659	8.98	6454	63.62	106	1.46	2087	33.59
14	KAIMUR (BHABUA)	2935	26.81	19263	161.98	531	2.91	1957	15.17
15	KATIHAR	5682	30.45	20457	187.43	8801	15.35	12269	64.48
16	KHAGARIA	1087	13.90	7187	88.86	156	1.91	877	10.28
17	KISHANGANJ	3081	18.61	12008	112.09	4222	5.88	6682	23.53
18	LAKHISARAI	1131	10.20	7329	67.01	119	1.14	849	6.25
19	MADHEPURA	2338	17.03	12107	135.86	12676	7.20	15617	14.01
20	MADHUBANI	7567	35.23	22972	208.02	67544	35.78	58765	31.07
21	MUNGER	1096	17.38	11601	143.60	135	2.25	1253	21.77
22	MUZAFFARPUR	12121	77.14	78053	498.97	39310	30.26	46205	64.90
23	NALANDA	3182	32.37	31875	273.66	235	2.28	2845	18.79
24	NAWADA	2595	23.14	26200	198.21	268	2.05	2388	15.31
25	PASHCHIM CHAMPARAN	29372	56.84	46127	236.95	18242	20.88	23083	59.24
26	PATNA	52486	309.46	368685	1833.33	13073	63.97	87794	291.84
27	PURBI CHAMPARAN	8333	57.29	44622	326.28	17455	26.92	29923	72.36
28	PURNIA	6585	28.92	28332	208.21	12660	15.13	22853	73.09
29	ROHTAS	3462	33.65	24488	1019.36	507	3.78	2857	23.10
30	SAHARSA	2174	17.30	10298	114.88	9439	6.08	12918	22.73
31	SAMASTIPUR	4908	52.83	52641	381.56	803	7.48	9363	64.98
32	SARAN	10673	63.85	45567	318.08	20226	22.72	25981	63.78
33	SHEIKHPURA	559	6.81	7692	65.74	60	0.79	839	6.31
34	SHEOHAR	427	4.11	2165	30.01	4871	2.19	6586	3.29
35	SITAMARHI	2100	21.29	11762	126.64	8674	7.43	9809	14.59
36	SIWAN	32176	135.84	212846	610.15	32492	60.31	103258	217.18
37	SUPAUL	2057	16.88	7716	117.78	18981	12.91	20137	22.26
38	VAISHALI	71576	298.16	495919	1266.55	50272	119.16	209716	440.72
	<b>TOTAL</b>	<b>341092</b>	<b>1903.35</b>	<b>2093969</b>	<b>11687.69</b>	<b>427071</b>	<b>618.46</b>	<b>903265</b>	<b>2316.20</b>

STATE LEVEL BANKERS' COMMITTEE BIHAR, PATNA															
(CONVENOR- STATE BANK OF INDIA) FY : 2024 - 25															
BANK WISE LOAN DISBURSEMENT TO MINORITY COMMUNITIES AS ON 30.06.2024															
No. in Actual and Amount in Crore															
SR.	NAME OF BANK	CHRISTIANS		MUSLIMS		BUDDHISTS		SIKHS		ZORASTRIANS		JAINS		TOTAL	
		No.	Amt.	No.	Amt.	No.	Amt.	No.	Amt.	No.	Amt.	No.	Amt.	No.	Amt.
	<b>LEAD BANKS</b>														
1	STATE BANK OF INDIA	453	7.69	16942	568.8	835	3.41	163	4.79	4	0.01	27	5.11	18424	589.81
2	BANK OF BARODA	18	0.81	4267	108.74	9	0.71	13	1.82	1	0.01	32	25.97	4340	138.06
3	CANARA BANK	62	0.96	704	15.63	159	3.88	92	1.82	1	0.01	37	0.78	1055	23.08
4	CENTRAL BANK OF INDIA	604	5.82	23	0.97	99	2.06	31	1.75	1	0.01	14	1.34	772	11.95
5	PUNJAB NATIONAL BANK	8	0.15	868	24.26	0	0	7	0.38	0	0	7	0.69	890	25.48
6	UNION BANK OF INDIA	12	0.32	1377	30.52	0	0	13	0.28	1	0.07	7	0.5	1410	31.69
7	UCO BANK	4	0.09	231	6.97	1	0.01	2	0.04	0	0	0	0	238	7.11
	<b>OTHER BANKS</b>														
8	BANK OF INDIA	11	0.24	1713	30.09	3	0.03	9	0.2	0	0	4	0.11	1740	30.67
9	BANK OF MAHARASHTRA	8	0.01	1607	3.84	5	0	10	0.02	0	0	9	0.01	1639	3.88
10	INDIAN BANK	48	11.38	1177	38.5	6	0.16	16	1.12	0	0	2	0.06	1249	51.22
11	INDIAN OVERSEAS BANK	0	0	15	1.28	0	0	0	0	0	0	0	0	15	1.28
12	PUNJAB AND SIND BANK	0	0	2	0.15	0	0	0	0	0	0	0	0	2	0.15
	<b>Total Public Sector Bank</b>	<b>1228</b>	<b>27.47</b>	<b>28926</b>	<b>829.75</b>	<b>1117</b>	<b>10.26</b>	<b>356</b>	<b>12.22</b>	<b>8</b>	<b>0.11</b>	<b>139</b>	<b>34.57</b>	<b>31774</b>	<b>914.38</b>
	<b>PRIVATE BANKS</b>														
13	AXIS BANK	2	0.03	2273	37.71	2	0.17	6	0.76	0	0	0	0	2283	38.67
14	BANDHAN BANK	62	0.43	76441	580.53	12	0.13	10	0.11	1	0.02	65	0.38	76591	581.6
15	FEDERAL BANK	68	0.74	891	15.75	84	2	5	0.18	0	0	0	0	1048	18.67
16	HDFC BANK	93	0.5	17511	169.71	0	0	3	0.89	1	0.01	0	1.51	17608	172.62
17	ICICI BANK	9	1.36	1783	52.47	1	0.05	8	0.55	0	0	1	0.05	1802	54.48
18	IDBI BANK	6	0.19	1668	21.49	3	0.38	1	0.03	0	0	2	0.07	1680	22.16
19	INDUSIND BANK	355	1.5	120137	497.94	165	0.6	0	0	0	0	0	0	120657	500.04
20	J & K BANK	1	0.33	38	4.58	0	0	0	0	0	0	0	0	39	4.91
21	KARNATAKA BANK	0	0	2	0.05	0	0	0	0	0	0	0	0	2	0.05
22	KOTAK MAHINDRA BANK	2	0.13	219	12.38	0	0	0	0	0	0	0	0	221	12.51
23	SOUTH INDIAN BANK	0	0	0	0	0	0	0	0	0	0	0	0	0	0
24	YES BANK	2	0.01	363	2.81	0	0	0	0	0	0	1	0	366	2.82
25	KARUR VYSYA BANK	0	0	2	0.04	0	0	0	0	0	0	0	0	2	0.04
26	IDFC FIRST BANK	5	0	5468	21.02	2	0.01	64	0.22	3	0.01	2	0	5544	21.26
27	RBL BANK	20	0.08	26761	119.89	0	0	1	0	0	0	2	0.01	26784	119.98
	<b>Total Private Sector Bank</b>	<b>625</b>	<b>5.3</b>	<b>253557</b>	<b>1536.4</b>	<b>269</b>	<b>3.34</b>	<b>98</b>	<b>2.74</b>	<b>5</b>	<b>0.04</b>	<b>73</b>	<b>2.02</b>	<b>254627</b>	<b>1549.81</b>
	<b>Total COMM. BANKS</b>	<b>1853</b>	<b>32.77</b>	<b>282483</b>	<b>2366.1</b>	<b>1386</b>	<b>13.6</b>	<b>454</b>	<b>14.96</b>	<b>13</b>	<b>0.15</b>	<b>212</b>	<b>36.59</b>	<b>286401</b>	<b>2464.19</b>
	<b>CO-OPERATIVE BANKS</b>														
28	STATE CO-OP. BANK	10	0.03	1210	4.55	221	47.23	0	0	0	0	0	0	1441	51.81
	<b>Total Cooperative Bank</b>	<b>10</b>	<b>0.03</b>	<b>1210</b>	<b>4.55</b>	<b>221</b>	<b>47.23</b>	<b>0</b>	<b>0</b>	<b>0</b>	<b>0</b>	<b>0</b>	<b>0</b>	<b>1441</b>	<b>51.81</b>
	<b>REGIONAL RURAL BANKS</b>														
29	DAKSHIN BIHAR GRAMIN BANK	3	0.01	91	1.13	1	0	0	0	0	0	1	0	96	1.14
30	UTTAR BIHAR GRAMIN BANK	485	0.7	48029	130.39	10	0.02	35	0.21	894	1.66	0	0	49453	132.98
	<b>Total Region Rural Bank</b>	<b>488</b>	<b>0.71</b>	<b>48120</b>	<b>131.52</b>	<b>11</b>	<b>0.02</b>	<b>35</b>	<b>0.21</b>	<b>894</b>	<b>1.66</b>	<b>1</b>	<b>0</b>	<b>49549</b>	<b>134.12</b>
	<b>SMALL FINANCE BANK</b>														
31	JANA SMALL FIN. BANK	55	0.43	925	6.16	641	5.5	0	0	0	0	9	0.07	1630	12.16
32	UJJIVAN SMALL FIN. BANK	15	0.12	9111	54.62	8	0.07	7	0.05	1	0.01	2	0.02	9144	54.89
33	UTKARSH SMALL FIN. BANK	65	0.43	12975	64.86	4	0.02	11	0.06	2	0.02	159	0.97	13216	66.36
34	ESAF SMALL FIN. BANK	17	0.07	2269	10.29	0	0	2	0.02	0	0	0	0	2288	10.38
35	UNITY SMALL FINANCE BANK	5	0.02	7296	29.89	2	0.01	2	0	2	0.02	8	0.03	7315	29.97
	<b>Total Small Financial Bank</b>	<b>157</b>	<b>1.07</b>	<b>32576</b>	<b>165.82</b>	<b>655</b>	<b>5.6</b>	<b>22</b>	<b>0.13</b>	<b>5</b>	<b>0.05</b>	<b>178</b>	<b>1.09</b>	<b>33593</b>	<b>173.76</b>
	<b>TOTAL FOR BIHAR</b>	<b>2508</b>	<b>34.58</b>	<b>364389</b>	<b>2668</b>	<b>2273</b>	<b>66.45</b>	<b>511</b>	<b>15.3</b>	<b>912</b>	<b>1.86</b>	<b>391</b>	<b>37.68</b>	<b>370984</b>	<b>2823.88</b>

## STATE LEVEL BANKERS' COMMITTEE BIHAR, PATNA

(CONVENOR- STATE BANK OF INDIA) FY : 2024 - 25

## DISTRICT WISE LOANS DISBURSEMENT TO MINORITY COMMUNITIES AS ON 30.06.2024

No. in Actual and Amount in Crore

SR.	DISTRICT NAME	CHRISTIANS		MUSLIMS		BUDDHISTS		SIKHS		ZORASTRIANS		JAINS		TOTAL	
		No.	Amt.	No.	Amt.	No.	Amt.	No.	Amt.	No.	Amt.	No.	Amt.	No.	Amt.
1	ARARIA	39	0.59	18402	151.51	7	0.12	28	0.92	4	0.07	15	1.45	18495	154.66
2	ARWAL	1	0	373	3.77	1	0.01	3	0.22	0	0	2	0.01	380	4.01
3	AURANGABAD	28	0.54	1780	23.28	7	0.04	14	0.43	0	0	23	0.14	1852	24.43
4	BANKA	7	0.63	1813	15.68	1	0	4	0.01	0	0	5	0.04	1830	16.36
5	BEGUSARAI	17	0.43	5933	57.39	181	2.21	6	0.05	0	0	20	0.3	6157	60.38
6	BHAGALPUR	32	0.83	7035	75.62	71	0.63	13	0.27	1	0.01	12	0.73	7164	78.09
7	BHOJPUR	20	0.2	5493	34.36	1	0	8	0.46	0	0	11	1.7	5533	36.72
8	BUXAR	6	0.07	1011	10.32	2	0.02	1	0.03	0	0	4	0.04	1024	10.48
9	DARBHANGA	38	0.63	11574	81.64	86	1.08	13	0.17	0	0	14	0.2	11725	83.72
10	GAYA	407	2.53	15539	116.71	881	3.73	60	0.83	4	0.01	33	2.63	16924	126.44
11	GOPALGANJ	251	0.54	3878	49.35	14	0.4	6	0.09	1	0.01	6	0.04	4156	50.43
12	JAMUI	8	0.2	1910	19.14	2	0	6	0.19	0	0	11	0.06	1937	19.59
13	JEHANABAD	0	0	716	8.27	0	0	1	0.01	0	0	0	0	717	8.28
14	KAIMUR (BHABUA)	3	0.03	1245	14.18	2	0	2	0.02	0	0	3	0.02	1255	14.25
15	KATI HAR	234	1.73	22997	153.83	8	0.34	33	0.42	0	0	12	0.09	23284	156.41
16	KHAGARIA	5	0.07	1504	16.68	7	0.11	9	0.02	1	0.02	5	0.15	1531	17.05
17	KISHANGANJ	159	1.34	25837	210.2	4	0.03	7	0.04	9	0.07	12	2.01	26028	213.69
18	LAKHISARAI	2	0.01	437	4.03	1	0.01	4	0.04	1	0.01	2	0.01	447	4.11
19	MADHEPURA	8	0.08	3152	22.02	9	0.01	4	0	4	0.01	3	0.02	3180	22.14
20	MADHUBANI	73	0.32	7116	65.88	3	0	14	0.34	0	0	7	0.54	7213	67.08
21	MUNGER	35	0.3	1197	15.92	1	0.01	5	0.22	1	0	5	0.02	1244	16.47
22	MUZAFFARPUR	119	2.73	15211	117.49	104	1.62	19	0.59	8	0.02	17	0.29	15478	122.74
23	NALANDA	16	0.47	2026	22.82	21	0.49	6	0.34	0	0	9	0.18	2078	24.3
24	NAWADA	10	0.26	1891	18.41	11	0.25	1	0	0	0	3	0.02	1916	18.94
25	PASHCHIM CHAMPARAN	152	1.62	8593	79.48	15	0.38	24	0.81	421	0.91	7	0.09	9212	83.29
26	PATNA	181	11.82	47678	317.71	379	4.57	79	4.87	4	0.1	30	1.51	48351	340.58
27	PURBI CHAMPARAN	53	0.76	15214	119.79	265	48.09	18	0.35	8	0.03	25	0.22	15583	169.24
28	PURNIA	82	1.24	20549	191.49	16	0.29	13	0.24	430	0.52	20	24.26	21110	218.04
29	ROHTAS	14	0.13	1991	26.26	8	0.09	27	1.21	0	0	11	0.05	2051	27.74
30	SAHARSA	23	0.56	4599	34.21	6	0.03	6	0.92	2	0	0	0	4636	35.72
31	SAMASTIPUR	43	0.63	4380	48.53	10	0.18	15	0.19	0	0	11	0.09	4459	49.62
32	SARAN	35	0.53	4800	42.49	16	0.17	16	0.26	1	0	13	0.07	4881	43.52
33	SHEIKHPURA	4	0.12	287	3.3	6	0.04	0	0	0	0	2	0.02	299	3.48
34	SHEOHAR	1	0.12	926	7.33	2	0.03	3	0.02	0	0	3	0.08	935	7.58
35	SITAMARHI	8	0.38	5296	45.73	10	0.41	10	0.17	2	0.03	3	0.02	5329	46.74
36	SIWAN	238	1.02	27992	165.83	80	0.35	2	0.1	4	0	11	0.17	28327	167.47
37	SUPAUL	18	0.45	3591	30.6	5	0.22	8	0.17	3	0	5	0.23	3630	31.67
38	VAISHALI	138	0.67	60423	246.76	30	0.49	23	0.28	3	0.04	16	0.18	60633	248.42
	TOTAL	2508	34.58	364389	2668.01	2273	66.45	511	15.3	912	1.86	391	37.68	370984	2823.88

STATE LEVEL BANKERS' COMMITTEE BIHAR,PATNA					
(CONVENOR- STATE BANK OF INDIA) FY : 2024 - 25					
BANK WISE DISBURSEMENT UNDER MICRO ENTERPRISES (MANUFACTURING + SERVICE) (INCLUDING KHADI & VILLAGE INDUSTRIES)					
AS ON 30.06.2024					
Amount in Crore					
SR.NO.	NAME OF BANK	TARGET	DISBURSED		%AGE ACHIV.
		AMT.	NO. OF AC	AMT.	AMT.
	<b>LEAD BANKS</b>				
1	STATE BANK OF INDIA	7190.08	38388	3695.54	51.40
2	BANK OF BARODA	3114.71	21924	1212.4	38.92
3	CANARA BANK	2646.35	4020	436.02	16.48
4	CENTRAL BANK OF INDIA	4316.5	22721	1071.89	24.83
5	PUNJAB NATIONAL BANK	6751.18	10205	745.34	11.04
6	UNION BANK OF INDIA	1579.19	10154	727	46.04
7	UCO BANK	1649.59	5398	247.42	15.00
	<b>OTHER BANKS</b>				
8	BANK OF INDIA	2028.72	25918	1428.23	70.40
9	BANK OF MAHARASHTRA	109.77	1220	46.56	42.42
10	INDIAN BANK	3146.09	3992	513.83	16.33
11	INDIAN OVERSEAS BANK	630.71	321	26.17	4.15
12	PUNJAB AND SIND BANK	214.08	70	5.63	2.63
	<b>Total Public Sector Bank</b>	<b>33376.97</b>	<b>144331</b>	<b>10156.03</b>	<b>30.43</b>
	<b>PRIVATE BANKS</b>				
13	AXIS BANK	2166.95	1454	588.81	27.17
14	BANDHAN BANK	3218.73	503	52.62	1.63
15	FEDERAL BANK	85.38	155	27.02	31.65
16	HDFC BANK	3001.12	4051	1412.94	47.08
17	ICICI BANK	2965.2	2760	1320.01	44.52
18	IDBI BANK	653.83	2577	232.83	35.61
19	INDUSIND BANK	1765.42	31179	319.87	18.12
20	J & K BANK	13.51	64	5.6	41.45
21	KARNATAKA BANK	4.44	7	1.49	33.56
22	KOTAK MAHINDRA BANK	247.6	194	38.22	15.44
23	SOUTH INDIAN BANK	14.33	0	0	0.00
24	YES BANK	256.26	125	56.67	22.11
25	KARUR VYSYA BANK	1.1	1	0.4	36.36
26	IDFC FIRST BANK	35.63	127	6.4	17.96
27	RBL BANK	5.69	1	0.45	7.91
	<b>Total Private Sector Bank</b>	<b>14435.19</b>	<b>43198</b>	<b>4063.33</b>	<b>28.15</b>
	<b>Total COMM. BANKS</b>	<b>47812.16</b>	<b>187529</b>	<b>14219.36</b>	<b>29.74</b>
	<b>CO-OPERATIVE BANKS</b>				
28	STATE CO-OP. BANK	0	49	0.68	0.00
	<b>Total Cooperative Bank</b>	<b>0</b>	<b>49</b>	<b>0.68</b>	<b>0.00</b>
	<b>REGIONAL RURAL BANKS</b>				
29	DAKSHIN BIHAR GRAMIN BANK	1759.47	20994	645.09	36.66
30	UTTAR BIHAR GRAMIN BANK	1750.8	62285	769.9	43.97
	<b>Total Region Rural Bank</b>	<b>3510.27</b>	<b>83279</b>	<b>1414.99</b>	<b>40.31</b>
	<b>SMALL FINANCE BANK</b>				
31	JANA SMALL FIN. BANK	85.55	183	21.03	24.58
32	UJJIVAN SMALL FIN. BANK	952.12	7193	47.35	4.97
33	UTKARSH SMALL FIN. BANK	2361.77	640	40.81	1.73
34	ESAF SMALL FIN. BANK	72.26	945	4.91	6.79
35	UNITY SMALL FINANCE BANK	205.87	103	1.21	0.59
	<b>Total Small Financial Bank</b>	<b>3677.57</b>	<b>9064</b>	<b>115.31</b>	<b>3.14</b>
	<b>TOTAL FOR BIHAR</b>	<b>55000</b>	<b>279921</b>	<b>15750.34</b>	<b>28.64</b>

STATE LEVEL BANKERS' COMMITTEE BIHAR,PATNA					
(CONVENOR- STATE BANK OF INDIA) FY : 2024 - 25					
BANK WISE DISBURSEMENT UNDER SMALL ENTERPRISES (MANUFACTURING + SERVICE)					
AS ON 30.06.2024					
					Amount in Crore
SR.NO.	NAME OF BANK	TARGET	DISBURSED		%AGE ACHIV.
		AMT.	NO. OF AC	AMT.	AMT.
	<b>LEAD BANKS</b>				
1	STATE BANK OF INDIA	3531.31	2255	1579.12	44.72
2	BANK OF BARODA	1189.34	429	376.56	31.66
3	CANARA BANK	1202.86	240	194.11	16.14
4	CENTRAL BANK OF INDIA	1852.02	601	374.45	20.22
5	PUNJAB NATIONAL BANK	3070.32	807	211.18	6.88
6	UNION BANK OF INDIA	601.69	380	240.1	39.90
7	UCO BANK	798.41	85	44.27	5.54
	<b>OTHER BANKS</b>				
8	BANK OF INDIA	791.46	354	360.47	45.54
9	BANK OF MAHARASHTRA	174.92	30	9.73	5.56
10	INDIAN BANK	1210.05	136	157	12.97
11	INDIAN OVERSEAS BANK	213.37	9	4.54	2.13
12	PUNJAB AND SIND BANK	71.93	1	0.79	1.10
	<b>Total Public Sector Bank</b>	<b>14707.68</b>	<b>5327</b>	<b>3552.32</b>	<b>24.15</b>
	<b>PRIVATE BANKS</b>				
13	AXIS BANK	731.25	705	732.66	100.19
14	BANDHAN BANK	1423.02	1	0.1	0.01
15	FEDERAL BANK	29.23	31	29.28	100.17
16	HDFC BANK	2235.41	2194	1996.23	89.30
17	ICICI BANK	1871.85	1675	2079.42	111.09
18	IDBI BANK	258.53	139	93.2	36.05
19	INDUSIND BANK	618.84	97	139.44	22.53
20	J & K BANK	4.95	0	0	0.00
21	KARNATAKA BANK	4.95	2	1.5	30.30
22	KOTAK MAHINDRA BANK	215.8	66	54.73	25.36
23	SOUTH INDIAN BANK	9.9	0	0	0.00
24	YES BANK	121.66	70	82.5	67.81
25	KARUR VYSSA BANK	4.95	0	0	0.00
26	IDFC FIRST BANK	64.38	28	2.59	4.02
27	RBL BANK	21.28	32	3.35	15.74
	<b>Total Private Sector Bank</b>	<b>7616.00</b>	<b>5040</b>	<b>5215</b>	<b>68.47</b>
	<b>Total COMM. BANKS</b>	<b>22323.68</b>	<b>10367</b>	<b>8767.32</b>	<b>39.27</b>
	<b>CO-OPERATIVE BANKS</b>				
28	STATE CO-OP. BANK	0	0	0	0.00
	<b>Total Cooperative Bank</b>	<b>0</b>	<b>0</b>	<b>0</b>	<b>0.00</b>
	<b>REGIONAL RURAL BANKS</b>				
29	DAKSHIN BIHAR GRAMIN BANK	799.77	0	0	0.00
30	UTTAR BIHAR GRAMIN BANK	795.81	0	0	0.00
	<b>Total Region Rural Bank</b>	<b>1595.58</b>	<b>0</b>	<b>0</b>	<b>0.00</b>
	<b>SMALL FINANCE BANK</b>				
31	JANA SMALL FIN. BANK	120.47	0	0	0.00
32	UJJIVAN SMALL FIN. BANK	172.96	1	0.13	0.08
33	UTKARSH SMALL FIN. BANK	660.91	5	3.45	0.52
34	ESAF SMALL FIN. BANK	32.83	0	0	0.00
35	UNITY SMALL FINANCE BANK	93.57	0	0	0.00
	<b>Total Small Financial Bank</b>	<b>1080.74</b>	<b>6</b>	<b>3.58</b>	<b>0.33</b>
	<b>TOTAL FOR BIHAR</b>	<b>25000.00</b>	<b>10373</b>	<b>8770.90</b>	<b>35.08</b>

STATE LEVEL BANKERS' COMMITTEE BIHAR,PATNA					
(CONVENOR- STATE BANK OF INDIA) FY : 2024 - 25					
BANK WISE DISBURSEMENT UNDER MEDIUM ENTERPRISES (MANUFACTURING + SERVICE)					
AS ON 30.06.2024					
Amount in Crore					
SR.NO.	NAME OF BANK	TARGET	DISBURSED		%AGE ACHIV.
		AMT.	NO. OF AC	AMT.	AMT.
	<b>LEAD BANKS</b>				
1	STATE BANK OF INDIA	1531.41	190	598.23	39.06
2	BANK OF BARODA	520.69	50	169.13	32.48
3	CANARA BANK	481.18	8	49.23	10.23
4	CENTRAL BANK OF INDIA	806.93	2	0	0.00
5	PUNJAB NATIONAL BANK	1683.88	80	63.13	3.75
6	UNION BANK OF INDIA	320.65	35	52.66	16.42
7	UCO BANK	329.37	0	0	0.00
	<b>OTHER BANKS</b>				
8	BANK OF INDIA	450.42	66	28.09	6.24
9	BANK OF MAHARASHTRA	69.97	1	0.4	0.57
10	INDIAN BANK	514.91	3	8.7	1.69
11	INDIAN OVERSEAS BANK	85.34	0	0	0.00
12	PUNJAB AND SIND BANK	28.77	0	0	0.00
	<b>Total Public Sector Bank</b>	<b>6823.52</b>	<b>435</b>	<b>969.57</b>	<b>14.21</b>
	<b>PRIVATE BANKS</b>				
13	AXIS BANK	192.35	88	354.41	184.25
14	BANDHAN BANK	553.2	0	0	0.00
15	FEDERAL BANK	11.68	5	19.08	163.36
16	HDFC BANK	509.12	431	984.37	193.35
17	ICICI BANK	426.89	167	560.9	131.39
18	IDBI BANK	103.41	6	9.9	9.57
19	INDUSIND BANK	276.47	5	0.57	0.21
20	J & K BANK	1.98	0	0	0.00
21	KARNATAKA BANK	1.98	0	0	0.00
22	KOTAK MAHINDRA BANK	38.45	4	2.93	7.62
23	SOUTH INDIAN BANK	3.96	0	0	0.00
24	YES BANK	12.66	11	61.97	489.49
25	KARUR VYSYA BANK	1.98	0	0	0.00
26	IDFC FIRST BANK	25.75	7	0.36	1.40
27	RBL BANK	8.51	3	2.85	33.49
	<b>Total Private Sector Bank</b>	<b>2168.39</b>	<b>727</b>	<b>1997.34</b>	<b>92.11</b>
	<b>Total COMM. BANKS</b>	<b>8991.91</b>	<b>1162</b>	<b>2966.91</b>	<b>33.00</b>
	<b>CO-OPERATIVE BANKS</b>				
28	STATE CO-OP. BANK	0	2	0.05	0.00
	<b>Total Cooperative Bank</b>	<b>0</b>	<b>2</b>	<b>0.05</b>	<b>0.00</b>
	<b>REGIONAL RURAL BANKS</b>				
29	DAKSHIN BIHAR GRAMIN BANK	286.86	0	0	0.00
30	UTTAR BIHAR GRAMIN BANK	288.91	0	0	0.00
	<b>Total Region Rural Bank</b>	<b>575.77</b>	<b>0</b>	<b>0</b>	<b>0.00</b>
	<b>SMALL FINANCE BANK</b>				
31	JANA SMALL FIN. BANK	48.2	0	0	0.00
32	UJJIVAN SMALL FIN. BANK	69.18	0	0	0.00
33	UTKARSH SMALL FIN. BANK	264.37	0	0	0.00
34	ESAF SMALL FIN. BANK	13.15	0	0	0.00
35	UNITY SMALL FINANCE BANK	37.42	0	0	0.00
	<b>Total Small Financial Bank</b>	<b>432.32</b>	<b>0</b>	<b>0</b>	<b>0.00</b>
	<b>TOTAL FOR BIHAR</b>	<b>10000</b>	<b>1164</b>	<b>2966.96</b>	<b>29.67</b>



STATE LEVEL BANKERS' COMMITTEE BIHAR,PATNA					
(CONVENOR- STATE BANK OF INDIA) FY : 2024 - 25					
BANK WISE DISBURSEMENT UNDER MICRO ENTERPRISES (MANUFACTURING + SERVICE)					
(INCLUDING KHADI & VILLAGE INDUSTRIES)					
AS ON 30.06.2024					
Amount in Crore					
SR.NO.	NAME OF District	TARGET	DISBURSED		%AGE ACHIV.
		AMT.	NO. OF AC	AMT.	AMT.
1	ARARIA	1104.36	6549	399.86	36.21
2	ARWAL	385.82	1456	57.59	14.93
3	AURANGABAD	1045.71	4493	321.47	30.74
4	BANKA	783.81	3098	110.77	14.13
5	BEGUSARAI	1670.52	8996	557.3	33.36
6	BHAGALPUR	2165.37	11282	618.93	28.58
7	BHOJPUR	1618.17	5001	285.15	17.62
8	BUXAR	806.05	2827	181.84	22.56
9	DARBHANGA	1615.6	15851	483.39	29.92
10	GAYA	2355.82	10557	616.7	26.18
11	GOPALGANJ	853.71	6463	288.25	33.76
12	JAMUI	636.9	2585	136.87	21.49
13	JEHANABAD	684.58	3647	109.24	15.96
14	KAIMUR (BHABUA)	789.97	2476	140.77	17.82
15	KATI HAR	1474.82	6872	363.75	24.66
16	KHAGARIA	713.34	2983	182.21	25.54
17	KISHANGANJ	726.41	4144	163.49	22.51
18	LAKHISARAI	569.08	1631	127.84	22.46
19	MADHEPURA	786.34	4659	191.52	24.36
20	MADHUBANI	1606.44	11428	367.88	22.90
21	MUNGER	874.62	2979	150.07	17.16
22	MUZAFFARPUR	2974.68	17342	1105.56	37.17
23	NALANDA	1425.91	7831	366.79	25.72
24	NAWADA	757.37	3023	194.29	25.65
25	PASHCHIM CHAMPARAN	1365.4	9788	476.47	34.90
26	PATNA	10470.16	28650	3209.78	30.66
27	PURBI CHAMPARAN	1896.83	11434	631.57	33.30
28	PURNIA	1670.97	13371	756.62	45.28
29	ROHTAS	1489.84	4598	401.96	26.98
30	SAHARSA	702.19	5454	247.56	35.26
31	SAMASTIPUR	1874.15	10659	553.99	29.56
32	SARAN	1782.67	8962	436.65	24.49
33	SHEIKHPURA	369.44	1153	68.96	18.67
34	SHEOHAR	312.46	1551	52.59	16.83
35	SITAMARHI	1069.83	8249	366.66	34.27
36	SIWAN	1568.61	12934	378.33	24.12
37	SUPAUL	854.19	5780	213.73	25.02
38	VAISHALI	1147.86	9165	433.94	37.80
<b>TOTAL</b>		<b>55000</b>	<b>279921</b>	<b>15750.34</b>	<b>28.64</b>

**STATE LEVEL BANKERS' COMMITTEE BIHAR,PATNA  
(CONVENOR- STATE BANK OF INDIA) FY : 2024 - 25**

**BANK WISE DISBURSEMENT UNDER SMALL ENTERPRISES (MANUFACTURING + SERVICE)  
AS ON 30.06.2024**

Amount in Crore

SR.N O.	NAME OF District	TARGET	DISBURSED		%AGE ACHIV.
		AMT.	NO. OF AC	AMT.	AMT.
1	ARARIA	501.98	252	221.61	44.15
2	ARWAL	175.37	59	21.17	12.07
3	AURANGABAD	475.32	131	99.26	20.88
4	BANKA	356.28	39	25.85	7.26
5	BEGUSARAI	759.33	340	396.28	52.19
6	BHAGALPUR	984.26	341	363.29	36.91
7	BHOJPUR	735.53	191	144.86	19.69
8	BUXAR	366.39	265	73.25	19.99
9	DARBHANGA	734.37	321	235.67	32.09
10	GAYA	1070.83	374	312.87	29.22
11	GOPALGANJ	388.05	141	88.35	22.77
12	JAMUI	289.5	77	67.98	23.48
13	JEHANABAD	311.17	86	26.75	8.60
14	KAIMUR (BHABUA)	359.08	83	43.6	12.14
15	KATIHAR	670.37	221	233.23	34.79
16	KHAGARIA	324.24	117	97.01	29.92
17	KISHANGANJ	330.19	106	96.8	29.32
18	LAKHISARAI	258.67	39	16.72	6.46
19	MADHEPURA	357.43	107	76.4	21.37
20	MADHUBANI	730.2	165	113.91	15.60
21	MUNGER	397.55	63	23.53	5.92
22	MUZAFFARPUR	1352.13	679	650.51	48.11
23	NALANDA	648.14	330	153.91	23.75
24	NAWADA	344.26	170	44.64	12.97
25	PASHCHIM CHAMPARAN	620.62	304	219.77	35.41
26	PATNA	4759.16	2753	2988.36	62.79
27	PURBI CHAMPARAN	862.2	366	256.66	29.77
28	PURNIA	759.53	417	445.71	58.68
29	ROHTAS	677.2	220	169.09	24.97
30	SAHARSA	319.18	150	127.23	39.86
31	SAMASTIPUR	851.89	400	247.72	29.08
32	SARAN	810.3	205	133.48	16.47
33	SHEIKHPURA	167.93	38	19.94	11.87
34	SHEOHAR	142.03	10	4.47	3.15
35	SITAMARHI	486.29	168	131.57	27.06
36	SIWAN	713	228	145.75	20.44
37	SUPAUL	388.27	162	89.51	23.05
38	VAISHALI	521.76	255	164.19	31.47
<b>TOTAL</b>		<b>25000</b>	<b>10373</b>	<b>8770.9</b>	<b>35.08</b>

<b>STATE LEVEL BANKERS' COMMITTEE BIHAR,PATNA</b>					
<b>(CONVENOR- STATE BANK OF INDIA) FY : 2024 - 25</b>					
<b>BANK WISE DISBURSEMENT UNDER MEDIUM ENTERPRISES (MANUFACTURING + SERVICE)</b>					
<b>AS ON 30.06.2024</b>					
<b>Amount in Crore</b>					
<b>SR.NO.</b>	<b>NAME OF DISTRICT</b>	<b>TARGET</b>	<b>DISBURSED</b>		<b>%AGE ACHIV.</b>
		<b>AMT.</b>	<b>NO. OF AC</b>	<b>AMT.</b>	<b>AMT.</b>
1	ARARIA	200.79	16	38.42	19.13
2	ARWAL	70.15	7	0.37	0.53
3	AURANGABAD	190.13	12	3.31	1.74
4	BANKA	142.51	2	8.11	5.69
5	BEGUSARAI	303.73	45	190.47	62.71
6	BHAGALPUR	393.70	19	95.2	24.18
7	BHOJPUR	294.21	8	15.42	5.24
8	BUXAR	146.55	7	3.3	2.25
9	DARBHANGA	293.75	30	50.18	17.08
10	GAYA	428.33	33	96.48	22.52
11	GOPALGANJ	155.22	14	51.48	33.17
12	JAMUI	115.80	7	8	6.91
13	JEHANABAD	124.47	13	5.84	4.69
14	KAIMUR (BHABUA)	143.63	7	10.16	7.07
15	KATIHAR	268.15	11	38.09	14.20
16	KHAGARIA	129.70	1	6	4.63
17	KISHANGANJ	132.07	6	13.53	10.24
18	LAKHISARAI	103.47	0	0	0.00
19	MADHEPURA	142.97	10	6.54	4.57
20	MADHUBANI	292.08	10	6.61	2.26
21	MUNGER	159.02	7	0.76	0.48
22	MUZAFFARPUR	540.85	53	121.82	22.52
23	NALANDA	259.26	15	9.54	3.68
24	NAWADA	137.70	18	26.01	18.89
25	PASHCHIM CHAMPARAN	248.26	9	3.33	1.34
26	PATNA	1903.67	638	1767.63	92.85
27	PURBI CHAMPARAN	344.88	39	43.16	12.51
28	PURNIA	303.81	41	196.09	64.54
29	ROHTAS	270.88	13	8.94	3.30
30	SAHARSA	127.67	11	6.06	4.75
31	SAMASTIPUR	340.76	17	51.63	15.15
32	SARAN	324.12	4	25.01	7.72
33	SHEIKHPURA	67.17	1	0.52	0.77
34	SHEOHAR	56.81	1	0.1	0.18
35	SITAMARHI	194.52	14	14.85	7.63
36	SIWAN	285.20	7	5.54	1.94
37	SUPAUL	155.31	8	0.14	0.09
38	VAISHALI	208.70	10	38.32	18.36
<b>TOTAL</b>		<b>10000.00</b>	<b>1164</b>	<b>2966.96</b>	<b>29.67</b>

STATE LEVEL BANKERS' COMMITTEE BIHAR,PATNA													
(CONVENOR- STATE BANK OF INDIA) FY : 2024 - 25													
BANK WISE ANNUAL CREDIT PLAN (ACP) - MSME DISBURSEMENT AS ON 30.06.2024													
No. in Actual and Amount in Crore													
Sr. No.	Name of Bank	Micro Enterprises (Manufacturing + Service) (including Khadi & Village Industries)		Small Enterprises (Manufacturing + Service)		Medium Enterprises (Manufacturing + Service)		Other finance to MSMEs (As indicated in Master Direction on PSL)		Out of Other finance to MSMEs above, loans upto 50 crores to Start-ups		Total MSMEs (PS)	
		A/c	Amt	A/c	Amt	A/c	Amt	A/c	Amt	A/c	Amt	A/c	Amt
<b>LEAD BANKS</b>													
1	STATE BANK OF INDIA	38388	3695.54	2255	1579.12	190	598.23	23	1.03	0	0	40856	5873.92
2	BANK OF BARODA	21924	1212.4	429	376.56	50	169.13	0	0	0	0	22403	1758.09
3	CANARA BANK	4020	436.02	240	194.11	8	49.23	6	0.09	0	0	4274	679.45
4	CENTRAL BANK OF INDIA	22721	1071.89	601	374.45	2	0	58	20.04	0	0	23382	1466.38
5	PUNJAB NATIONAL BANK	10205	745.34	807	211.18	80	63.13	0	0	0	0	11092	1019.65
6	UNION BANK OF INDIA	10154	727	380	240.1	35	52.66	0	0	0	0	10569	1019.76
7	UCO BANK	5398	247.42	85	44.27	0	0	0	0	0	0	5483	291.69
<b>OTHER BANKS</b>													
8	BANK OF INDIA	25918	1428.23	354	360.47	66	28.09	0	0	0	0	26338	1816.79
9	BANK OF MAHARASHTRA	1220	46.56	30	9.73	1	0.4	0	0	0	0	1251	56.69
10	INDIAN BANK	3992	513.83	136	157	3	8.7	0	0	0	0	4131	679.53
11	INDIAN OVERSEAS BANK	321	26.17	9	4.54	0	0	0	0	0	0	330	30.71
12	PUNJAB AND SIND BANK	70	5.63	1	0.79	0	0	0	0	0	0	71	6.42
<b>Total Public Sector Bank</b>		<b>144331</b>	<b>10156.03</b>	<b>5327</b>	<b>3552.32</b>	<b>435</b>	<b>969.57</b>	<b>87</b>	<b>21.16</b>	<b>0</b>	<b>0</b>	<b>150180</b>	<b>14699.08</b>
<b>PRIVATE BANKS</b>													
13	AXIS BANK	1454	588.81	705	732.66	88	354.41	0	0	0	0	2247	1675.88
14	BANDHAN BANK	503	52.62	1	0.1	0	0	0	0	0	0	504	52.72
15	FEDERAL BANK	155	27.02	31	29.28	5	19.08	0	0	0	0	191	75.38
16	HDFC BANK	4051	1412.94	2194	1996.23	431	984.37	0	0	0	0	6676	4393.54
17	ICICI BANK	2760	1320.01	1675	2079.42	167	560.9	0	0	0	0	4602	3960.33
18	IDBI BANK	2577	232.83	139	93.2	6	9.9	0	0	0	0	2722	335.93
19	INDUSIND BANK	31179	319.87	97	139.44	5	0.57	0	0	0	0	31281	459.88
20	J & K BANK	64	5.6	0	0	0	0	0	0	0	0	64	5.6
21	KARNATAKA BANK	7	1.49	2	1.5	0	0	0	0	0	0	9	2.99
22	KOTAK MAHINDRA BANK	194	38.22	66	54.73	4	2.93	0	0	0	0	264	95.88
23	SOUTH INDIAN BANK	0	0	0	0	0	0	0	0	0	0	0	0
24	YES BANK	125	56.67	70	82.5	11	61.97	0	0	0	0	206	201.14
25	KARUR VYSYA BANK	1	0.4	0	0	0	0	0	0	0	0	1	0.4
26	IDFC FIRST BANK	127	6.4	28	2.59	7	0.36	0	0	0	0	162	9.35
27	RBL BANK	1	0.45	32	3.35	3	2.85	0	0	0	0	36	6.65
<b>Total Private Sector Bank</b>		<b>43198</b>	<b>4063.33</b>	<b>5040</b>	<b>5215</b>	<b>727</b>	<b>1997.34</b>	<b>0</b>	<b>0</b>	<b>0</b>	<b>0</b>	<b>48965</b>	<b>11275.67</b>
<b>Total COMM. BANKS</b>		<b>187529</b>	<b>14219.36</b>	<b>10367</b>	<b>8767.32</b>	<b>1162</b>	<b>2966.91</b>	<b>87</b>	<b>21.16</b>	<b>0</b>	<b>0</b>	<b>199145</b>	<b>25974.75</b>
<b>CO-OPERATIVE BANKS</b>													
28	STATE CO-OP. BANK	49	0.68	0	0	2	0.05	0	0	0	0	51	0.73
<b>Total Cooperative Bank</b>		<b>49</b>	<b>0.68</b>	<b>0</b>	<b>0</b>	<b>2</b>	<b>0.05</b>	<b>0</b>	<b>0</b>	<b>0</b>	<b>0</b>	<b>51</b>	<b>0.73</b>
<b>REGIONAL RURAL BANKS</b>													
29	DAKSHIN BIHAR GRAMIN BANK	20994	645.09	0	0	0	0	0	0	0	0	20994	645.09
30	UTTAR BIHAR GRAMIN BANK	62285	769.9	0	0	0	0	0	0	0	0	62285	769.9
<b>Total Region Rural Bank</b>		<b>83279</b>	<b>1414.99</b>	<b>0</b>	<b>0</b>	<b>0</b>	<b>0</b>	<b>0</b>	<b>0</b>	<b>0</b>	<b>0</b>	<b>83279</b>	<b>1414.99</b>
<b>SMALL FINANCE BANK</b>													
31	JANA SMALL FIN. BANK	183	21.03	0	0	0	0	0	0	0	0	183	21.03
32	UJJIVAN SMALL FIN. BANK	7193	47.35	1	0.13	0	0	0	0	0	0	7194	47.48
33	UTKARSH SMALL FIN. BANK	640	40.81	5	3.45	0	0	0	0	0	0	645	44.26
34	ESAF SMALL FIN. BANK	945	4.91	0	0	0	0	0	0	0	0	945	4.91
35	UNITY SMALL FINANCE BANK	103	1.21	0	0	0	0	0	0	0	0	103	1.21
<b>Total Small Financial Bank</b>		<b>9064</b>	<b>115.31</b>	<b>6</b>	<b>3.58</b>	<b>0</b>	<b>0</b>	<b>0</b>	<b>0</b>	<b>0</b>	<b>0</b>	<b>9070</b>	<b>118.89</b>
<b>TOTAL FOR BIHAR</b>		<b>279921</b>	<b>15750.34</b>	<b>10373</b>	<b>8770.9</b>	<b>1164</b>	<b>2966.96</b>	<b>87</b>	<b>21.16</b>	<b>0</b>	<b>0</b>	<b>291545</b>	<b>27509.36</b>

STATE LEVEL BANKERS' COMMITTEE BIHAR,PATNA														
(CONVENOR- STATE BANK OF INDIA) FY : 2024 - 25														
DISTRICT WISE ANNUAL CREDIT PLAN (ACP) - MSME DISBURSEMENT AS ON 30.06.2024														
No. in Actual and Amount in Crore														
Sr. No.	Name of Bank	Micro Enterprises (Manufacturing + Service) (including Khadi & Village Industries)		Small Enterprises (Manufacturing + Service)		Medium Enterprises (Manufacturing + Service)		Other finance to MSMEs (As indicated in Master Direction on PSL)		Out of Other finance to MSMEs above, loans upto 50 crores to Start-ups)		Total MSMEs (PS)		
		A/c	Amt	A/c	Amt	A/c	Amt	A/c	Amt	A/c	Amt	A/c	Amt	
1	ARARIA	6549	399.86	252	221.61	16	38.42	7	3.24	0	0	6824	663.13	
2	ARWAL	1456	57.59	59	21.17	7	0.37	0	0	0	0	1522	79.13	
3	AURANGABAD	4493	321.47	131	99.26	12	3.31	2	0.1	0	0	4638	424.14	
4	BANKA	3098	110.77	39	25.85	2	8.11	0	0	0	0	3139	144.73	
5	BEGUSARAI	8996	557.3	340	396.28	45	190.47	1	0	0	0	9382	1144.05	
6	BHAGALPUR	11282	618.93	341	363.29	19	95.2	0	0	0	0	11642	1077.42	
7	BHOJPUR	5001	285.15	191	144.86	8	15.42	1	0.01	0	0	5201	445.44	
8	BUXAR	2827	181.84	265	73.25	7	3.3	1	0.02	0	0	3100	258.41	
9	DARBHANGA	15851	483.39	321	235.67	30	50.18	3	1.11	0	0	16205	770.35	
10	GAYA	10557	616.7	374	312.87	33	96.48	1	0.28	0	0	10965	1026.33	
11	GOPALGANJ	6463	288.25	141	88.35	14	51.48	1	0	0	0	6619	428.08	
12	JAMUI	2585	136.87	77	67.98	7	8	0	0	0	0	2669	212.85	
13	JEHANABAD	3647	109.24	86	26.75	13	5.84	0	0	0	0	3746	141.83	
14	KAIMUR (BHABUA)	2476	140.77	83	43.6	7	10.16	1	0.18	0	0	2567	194.71	
15	KATIHAR	6872	363.75	221	233.23	11	38.09	6	1.61	0	0	7110	636.68	
16	KHAGARIA	2983	182.21	117	97.01	1	6	1	0.15	0	0	3102	285.37	
17	KISHANGANJ	4144	163.49	106	96.8	6	13.53	2	0.1	0	0	4258	273.92	
18	LAKHISARAI	1631	127.84	39	16.72	0	0	1	0	0	0	1671	144.56	
19	MADHEPURA	4659	191.52	107	76.4	10	6.54	1	0	0	0	4777	274.46	
20	MADHUBANI	11428	367.88	165	113.91	10	6.61	1	0.1	0	0	11604	488.5	
21	MUNGER	2979	150.07	63	23.53	7	0.76	0	0	0	0	3049	174.36	
22	MUZAFFARPUR	17342	1105.56	679	650.51	53	121.82	2	0.6	0	0	18076	1878.49	
23	NALANDA	7831	366.79	330	153.91	15	9.54	1	0	0	0	8177	530.24	
24	NAWADA	3023	194.29	170	44.64	18	26.01	6	0.65	0	0	3217	265.59	
25	PASHCHIM CHAMPARAN	9788	476.47	304	219.77	9	3.33	1	0	0	0	10102	699.57	
26	PATNA	28650	3209.78	2753	2988.36	638	1767.63	10	2.44	0	0	32051	7968.21	
27	PURBI CHAMPARAN	11434	631.57	366	256.66	39	43.16	9	3.92	0	0	11848	935.31	
28	PURNIA	13371	756.62	417	445.71	41	196.09	2	0.02	0	0	13831	1398.44	
29	ROHTAS	4598	401.96	220	169.09	13	8.94	0	0	0	0	4831	579.99	
30	SAHARSA	5454	247.56	150	127.23	11	6.06	1	3	0	0	5616	383.85	
31	SAMASTIPUR	10659	553.99	400	247.72	17	51.63	7	0.72	0	0	11083	854.06	
32	SARAN	8962	436.65	205	133.48	4	25.01	6	2.55	0	0	9177	597.69	
33	SHEIKHPURA	1153	68.96	38	19.94	1	0.52	0	0	0	0	1192	89.42	
34	SHEOHAR	1551	52.59	10	4.47	1	0.1	1	0.2	0	0	1563	57.36	
35	SITAMARHI	8249	366.66	168	131.57	14	14.85	7	0.03	0	0	8438	513.11	
36	SIWAN	12934	378.33	228	145.75	7	5.54	1	0	0	0	13170	529.62	
37	SUPAUL	5780	213.73	162	89.51	8	0.14	2	0.13	0	0	5952	303.51	
38	VAISHALI	9165	433.94	255	164.19	10	38.32	1	0	0	0	9431	636.45	
<b>TOTAL</b>		<b>279921</b>	<b>15750.34</b>	<b>10373</b>	<b>8770.9</b>	<b>1164</b>	<b>2966.96</b>	<b>87</b>	<b>21.16</b>	<b>0</b>	<b>0</b>	<b>291545</b>	<b>27509.36</b>	

STATE LEVEL BANKERS' COMMITTEE BIHAR, PATNA																
(CONVENOR- STATE BANK OF INDIA) FY : 2024 - 25																
BANK WISE TOTAL ACP - AGRICULTURE DISBURSEMENT AS ON 30.06.2024																
No. in Actual and Amount in Crore																
Sr. No.	Bank Name	Farm Credit				Out of Farm Credit, total allied activities	Agri. Infrastructure	Ancillary Activities	Total Agriculture (PS)				Out of Agriculture, loans to Small & Marginal Farmers			
		Crop Loan		Term Loan					G=(A+B+D+E)		H					
		A		B					C		D		E			
		A/c	Amt	A/c	Amt				A/c	Amt	A/c	Amt	A/c	Amt	A/c	Amt
<b>LEAD BANKS</b>																
1	STATE BANK OF INDIA	82060	528.93	67847	372.09	450	9.06	1	1.63	675	272.1	150583	1174.75	96165	609.49	
2	BANK OF BARODA	13785	147.5	22692	206.28	16687	145.31	336	14.65	2811	223.89	39624	592.32	8173	135.37	
3	CANARA BANK	7410	128.11	1249	24.66	856	10.87	35	9.23	200	24.47	8894	186.47	7804	125.79	
4	CENTRAL BANK OF INDIA	10856	52.53	56683	369.89	217	3.55	10	4.97	425	45.24	67974	472.63	1079	14.97	
5	PUNJAB NATIONAL BANK	15465	204.18	3554	79.62	2689	39.22	111	19.68	523	62.77	19653	366.25	15811	170.33	
6	UNION BANK OF INDIA	9534	129.12	6441	97.9	4666	65.42	69	4.64	1615	96.52	17659	328.18	16126	215.74	
7	UCO BANK	7215	167.54	351	5.35	0	0	21	10.37	38	7.48	7625	190.74	441	7.85	
<b>OTHER BANKS</b>																
8	BANK OF INDIA	6537	44.87	14380	192.37	4885	54.77	24	6.34	22184	354.51	43125	598.09	36091	375.81	
9	BANK OF MAHARASHTRA	64	0.16	639	16.74	15	0.15	82	2.65	126	2.54	911	22.09	787	19	
10	INDIAN BANK	2284	28.1	1577	53.06	2406	54.78	9	2.5	162	73.77	4032	157.43	3206	23.78	
11	INDIAN OVERSEAS BANK	300	7.73	67	2.07	94	1.95	0	0	20	4.01	387	13.81	194	4.17	
12	PUNJAB AND SIND BANK	7	0.07	19	0.57	4	0.04	0	0	6	0.2	32	0.84	0	0	
	<b>Total Public Sector Bank</b>	<b>155517</b>	<b>1438.84</b>	<b>175499</b>	<b>1420.6</b>	<b>32969</b>	<b>385.12</b>	<b>698</b>	<b>76.66</b>	<b>28785</b>	<b>1167.5</b>	<b>360499</b>	<b>4103.6</b>	<b>185877</b>	<b>1702.3</b>	
<b>PRIVATE BANKS</b>																
13	AXIS BANK	7919	302.8	7831	57.93	1742	7.34	7	1.69	381	515.98	16138	878.4	10968	328.88	
14	BANDHAN BANK	0	0	55366	388.79	55366	388.79	3551	22.32	4725	35.76	63642	446.87	58273	406.81	
15	FEDERAL BANK	3711	47.47	0	0	0	0	1	0.54	32	11.93	3744	59.94	3664	45.03	
16	HDFC BANK	824	28.16	82976	625.8	8457	73.17	25	11.07	205	326.86	84030	991.89	10596	163.71	
17	ICICI BANK	945	58.88	10453	157.94	9817	136.96	0	0	135	150.8	11533	367.62	5919	85.53	
18	IDBI BANK	1167	14.81	10114	83.36	89	1.99	7	1.22	156	15.69	11444	115.08	10176	84.15	
19	INDUSIND BANK	0	0	390050	1726.41	25210	126.38	0	0	0	0	390050	1726.41	0	0	
20	J & K BANK	0	0	0	0	0	0	0	0	0	0	0	0	0	0	
21	KARNATAKA BANK	1	0.02	0	0	0	0	0	0	1	1	2	1.02	0	0	
22	KOTAK MAHINDRA BANK	0	0	91295	500.32	90539	460.35	0	0	0	0	91295	500.32	0	0	
23	SOUTH INDIAN BANK	0	0	0	0	0	0	0	0	0	0	0	0	0	0	
24	YES BANK	0	0	8255	36.27	8255	36.27	0	0	9	4.32	8264	40.59	8251	36.26	
25	KARUR VYSYA BANK	0	0	0	0	0	0	0	0	0	0	0	0	0	0	
26	IDFC FIRST BANK	0	0	30337	120.14	29760	113.89	0	0	0	0	30337	120.14	10985	39.77	
27	RBL BANK	0	0	102770	471.22	64328	281.5	0	0	145	8.74	102915	479.96	92499	425.77	
	<b>Total Private Sector Bank</b>	<b>14567</b>	<b>452.14</b>	<b>789447</b>	<b>4168.18</b>	<b>293563</b>	<b>1626.64</b>	<b>3591</b>	<b>36.84</b>	<b>5789</b>	<b>1071.08</b>	<b>813394</b>	<b>5728.24</b>	<b>211331</b>	<b>1615.91</b>	
	<b>Total COMM. BANKS</b>	<b>170084</b>	<b>1890.98</b>	<b>964946</b>	<b>5588.78</b>	<b>326532</b>	<b>2011.76</b>	<b>4289</b>	<b>113.5</b>	<b>34574</b>	<b>2238.58</b>	<b>1173893</b>	<b>9831.84</b>	<b>397208</b>	<b>3318.21</b>	
<b>CO-OPERATIVE BANKS</b>																
28	STATE CO-OP. BANK	29478	220.61	293	2.27	0	0	0	0	0	0	29771	222.88	0	0	
	<b>Total Cooperative Bank</b>	<b>29478</b>	<b>220.61</b>	<b>293</b>	<b>2.27</b>	<b>0</b>	<b>0</b>	<b>0</b>	<b>0</b>	<b>0</b>	<b>0</b>	<b>29771</b>	<b>222.88</b>	<b>0</b>	<b>0</b>	
<b>REGIONAL RURAL BANKS</b>																
29	DAKSHIN BIHAR GRAMIN BANK	128139	580.45	1835	22.88	75	0.44	0	0	0	0	129974	603.33	128139	580.45	
30	UTTAR BIHAR GRAMIN BANK	145868	1084.91	340	2.26	82	0.06	1	0	5	0.04	146214	1087.21	146198	1087.1	
	<b>Total Region Rural Bank</b>	<b>274007</b>	<b>1665.36</b>	<b>2175</b>	<b>25.14</b>	<b>157</b>	<b>0.5</b>	<b>1</b>	<b>0</b>	<b>5</b>	<b>0.04</b>	<b>276188</b>	<b>1690.54</b>	<b>274337</b>	<b>1667.55</b>	
<b>SMALL FINANCE BANK</b>																
31	JANA SMALL FIN. BANK	0	0	21783	113.21	18592	96.35	0	0	0	0	21783	113.21	16339	78.5	
32	UJIVAN SMALL FIN. BANK	16	0.11	45135	283.88	3136	27.52	0	0	0	0	45151	283.99	45011	279.53	
33	UTKARSH SMALL FIN. BANK	0	0	102875	552.13	94947	511.27	0	0	0	0	102875	552.13	102875	552.13	
34	ESAF SMALL FIN. BANK	0	0	8166	47.46	8166	47.46	0	0	0	0	8166	47.46	8166	47.46	
35	UNITY SMALL FINANCE BANK	0	0	21492	92.23	15895	70.03	0	0	0	0	21492	92.23	0	0	
	<b>Total Small Financial Bank</b>	<b>16</b>	<b>0.11</b>	<b>199451</b>	<b>1088.91</b>	<b>140736</b>	<b>752.63</b>	<b>0</b>	<b>0</b>	<b>0</b>	<b>0</b>	<b>199467</b>	<b>1089.02</b>	<b>172391</b>	<b>957.62</b>	
	<b>TOTAL FOR BIHAR</b>	<b>473585</b>	<b>3777.06</b>	<b>1166865</b>	<b>6705.1</b>	<b>467425</b>	<b>2764.89</b>	<b>4290</b>	<b>113.5</b>	<b>34579</b>	<b>2238.62</b>	<b>1679319</b>	<b>12834.28</b>	<b>843936</b>	<b>5943.38</b>	

STATE LEVEL BANKERS' COMMITTEE BIHAR, PATNA																			
(CONVENOR- STATE BANK OF INDIA) FY : 2024 - 25																			
DISTRICT WISE TOTAL ACP - AGRICULTURE DISBURSEMENT AS ON 30.06.2024																			
Sr. No.	Name of Bank	Farm Credit												No. in Actual and Amount in Crore					
		Crop Loan				Term Loan				Out of Farm Credit, total allied activities		Agri. Infrastructure		Ancillary Activities		Total Agriculture (PS)		Out of Agriculture, loans to Small & Marginal Farmers	
		A/c	Amt	A/c	Amt	A/c	Amt	A/c	Amt	A/c	Amt	A/c	Amt	A/c	Amt	A/c	Amt		
1	ARARIA	11805	117.5	19289	116.34	7647	53.46	25	0.79	514	74.36	31633	308.99	17336	157.29				
2	ARWAL	4505	76.79	1783	12.17	967	7.08	49	0.4	85	6.44	6422	95.8	5807	34.45				
3	AURANGABAD	13490	82.17	10503	81.74	5393	32.9	122	1.77	736	36.91	24851	202.59	21349	139.87				
4	BANKA	7040	97.31	10604	64.83	8180	43.86	5	0.41	487	9.95	18136	172.5	11325	68.96				
5	BEGUSARAI	18192	159.36	25844	185.53	15793	109.77	30	7.45	635	107.63	44701	459.97	26420	210.01				
6	BHAGALPUR	9889	116.42	19655	141.38	9795	65.87	17	3.93	860	31.99	30421	293.72	23477	178.63				
7	BHOJPUR	12150	64.18	29076	151.46	10400	60.72	130	0.67	329	64.13	41685	280.44	18386	101.92				
8	BUXAR	8169	41.73	8444	61.25	4088	26.76	27	1.34	277	54.54	16917	158.86	15217	86.91				
9	DARBHANGA	14596	103.1	40145	231.3	29917	161.58	65	0.97	816	57.5	55622	392.87	22106	157.12				
10	GAYA	21707	157.15	71565	362.24	14250	86.82	54	5.46	3628	125.55	96954	650.4	28851	183.15				
11	GOPALGANJ	12660	99.6	21494	140.28	13604	80.4	154	1.11	211	12.73	34519	253.72	18346	141.86				
12	JAMUI	7468	36.77	5093	32.49	4069	24.54	1	0.08	301	27.84	12863	97.18	11462	63.25				
13	JEHANABAD	5118	48.01	2757	25.3	904	7	2	0.09	286	12.06	8163	85.46	6385	47.66				
14	KAIMUR (BHABUA)	11639	105.71	6894	48.87	3829	22.87	8	0.48	525	69.17	19066	224.23	16710	129.39				
15	KATIHAR	11549	106.14	37633	235.27	24614	138.13	1818	13.93	785	47.03	51785	402.37	21328	153.15				
16	KHAGARIA	7632	59.56	10006	74.73	6823	48.5	7	2.41	380	18.14	18025	154.84	14123	107.16				
17	KISHANGANJ	7334	67.62	12785	85.17	5381	40.43	269	5.78	653	18.7	21041	177.27	11776	106.43				
18	LAKHISARAI	4519	33.28	3238	24.68	2641	17.37	12	0.6	213	11.55	7982	70.11	6390	46.22				
19	MADHEPURA	8968	59.57	17664	84.18	8374	42.84	4	0.86	603	8.38	27239	152.99	16704	100.07				
20	MADHUBANI	20017	151.43	19640	115.38	10041	52.14	6	0.53	553	17	40216	284.34	28478	200.21				
21	MUNGER	3224	21.71	4800	36.42	4270	28.33	2	0.02	177	10.25	8203	68.4	6651	43.01				
22	MUZAFFARPUR	25779	207.16	48118	331.53	25013	153.25	134	5.87	2970	162.69	77001	707.25	56447	376.81				
23	NALANDA	10400	62.33	7858	64.54	4738	33.99	6	1.52	596	25.6	18860	153.99	15911	104.76				
24	NAWADA	25474	114.13	4657	41.21	3127	20.95	2	0.02	574	14.92	30707	170.28	14775	83.73				
25	PASHCHIM CHAMPARAN	19562	156.86	23125	148.11	10962	64.11	15	2.19	625	58.54	43327	365.7	29207	221.6				
26	PATNA	13238	157.44	219411	1181.53	97525	543.92	243	20.76	3336	552.19	236228	1911.92	111437	681.62				
27	PURBI CHAMPARAN	23380	203.86	50815	292.81	24193	131.93	15	0.55	2453	105.33	76663	602.55	42718	341.03				
28	PURNIA	18888	155.18	24800	160.9	11430	69.24	699	15.56	555	132.22	44942	463.86	29552	227.57				
29	ROHTAS	14366	108.47	10045	71.24	5884	37.05	172	1.77	819	63.58	25402	245.06	22280	155.03				
30	SAHARSA	7186	56.6	11265	70.95	4635	26.59	2	0.14	1213	25.42	19666	153.11	14541	105.12				
31	SAMASTIPUR	21825	160.62	27372	226.52	12341	90.69	26	11.82	838	104.14	50061	503.1	33661	239.34				
32	SARAN	14597	108.55	38963	224.99	27777	150.61	68	1.19	1793	22.09	55421	356.82	31327	215.5				
33	SHEIKHPURA	3392	29.82	1921	11.83	1620	11.57	0	0	70	2.83	5383	44.48	4692	37.24				
34	SHEOHAR	3019	25.97	4125	28.08	2028	12.55	2	0.03	256	3.96	7402	58.04	3312	33.02				
35	SITAMARHI	11135	80.03	14124	99.61	4268	29.08	19	1.21	1366	19.73	26644	200.58	15557	112.87				
36	SIWAN	13977	110.36	91346	466.19	20119	113.56	29	0.36	856	27.03	106208	603.94	32863	224.59				
37	SUPAUL	9230	68.78	9600	53.01	2493	18.95	7	0.47	878	15.99	19715	138.25	12813	93.21				
38	VAISHALI	16466	165.79	200408	921.04	18292	105.48	44	0.96	2327	80.51	219245	1168.3	24216	233.62				
	<b>TOTAL</b>	<b>473585</b>	<b>3777.06</b>	<b>1166865</b>	<b>6705.1</b>	<b>467425</b>	<b>2764.89</b>	<b>4290</b>	<b>113.5</b>	<b>34579</b>	<b>2238.62</b>	<b>1679319</b>	<b>12834.28</b>	<b>843936</b>	<b>5943.38</b>				

**STATE LEVEL BANKERS' COMMITTEE BIHAR, PATNA  
( CONVENOR - STATE BANK OF INDIA ) FY 2024-25**

**BANK WISE DISBURSEMENT : ANNUAL CREDIT PLAN (ACP) OTHER PRIORITY SECTOR AS ON : 30.06.2024**

**No. in Actual and Amount in Crore**

Sr. No.	Name of Bank	Export Credit		Education (PS)		Housing (PS)		Social Infrastructure		Renewable Energy		Other Priority		Out of Other Priority above, loans upto 50 crore to Start-ups (other than Agri/ MSME)		Total Other Priority	
		A/c	Amt	A/c	Amt	A/c	Amt	A/c	Amt	A/c	Amt	A/c	Amt	A/c	Amt	A/c	Amt
	<b>LEAD BANKS</b>																
1	STATE BANK OF INDIA	0	0	1492	20.74	1923	67.17	0	0	3	3.55	0	0	0	0	3418	91.46
2	BANK OF BARODA	0	0	293	5.05	144	4.19	2	0.01	0	0	0	0	0	0	439	9.25
3	CANARA BANK	0	0	475	6.37	478	27.26	0	0	1	0.02	3	0.01	0	0	957	33.66
4	CENTRAL BANK OF INDIA	0	0	309	4.52	419	17.55	3	0.15	0	0	0	0	0	0	731	22.22
5	PUNJAB NATIONAL BANK	0	0	547	8.34	650	40.46	0	0	1	0.04	43	0.37	0	0	1241	49.21
6	UNION BANK OF INDIA	0	0	343	4.92	144	7.55	2	0.16	0	0	0	0	0	0	489	12.63
7	UCO BANK	0	0	91	1.16	276	15.98	1	6.38	0	0	2241	85.82	0	0	2609	109.34
	<b>OTHER BANKS</b>																
8	BANK OF INDIA	0	0	221	2.49	229	11.49	0	0	0	0	22	3.33	0	0	472	17.31
9	BANK OF MAHARASHTRA	0	0	57	0.88	123	8.03	0	0	0	0	36	1.25	0	0	216	10.16
10	INDIAN BANK	0	0	58	0.97	47	2.74	0	0	0	0	0	0	0	0	105	3.71
11	INDIAN OVERSEAS BANK	0	0	29	0.39	166	11.16	0	0	0	0	4	0.11	4	0.11	199	11.66
12	PUNJAB AND SIND BANK	0	0	1	0	0	0	0	0	0	0	4	0.08	0	0	5	0.08
	<b>Total Public Sector Bank</b>	<b>0</b>	<b>0</b>	<b>3916</b>	<b>55.83</b>	<b>4599</b>	<b>213.58</b>	<b>8</b>	<b>6.7</b>	<b>5</b>	<b>3.61</b>	<b>2353</b>	<b>90.97</b>	<b>4</b>	<b>0.11</b>	<b>10881</b>	<b>370.69</b>
	<b>PRIVATE BANKS</b>																
13	AXIS BANK	0	0	168	4.77	156	5.52	0	0	0	0	18181	77.37	0	0	18505	87.66
14	BANDHAN BANK	0	0	0	0	162	8.08	0	0	0	0	127487	801.75	0	0	127649	809.83
15	FEDERAL BANK	0	0	0	0	2	0.21	0	0	0	0	414	2.04	0	0	416	2.25
16	HDFC BANK	0	0	28	0.32	889	17.06	0	0	0	0	3414	19.05	0	0	4331	36.43
17	ICICI BANK	0	0	25	2.76	25	5.79	0	0	0	0	431	1.28	0	0	481	9.83
18	IDBI BANK	0	0	55	0.76	37	2.89	15	1.07	0	0	0	0	0	0	107	4.72
19	INDUSIND BANK	0	0	0	0	0	0	159	0.23	0	0	22	0.06	0	0	181	0.29
20	J & K BANK	0	0	0	0	2	0	0	0	0	0	2	0.52	0	0	4	0.52
21	KARNATAKA BANK	0	0	1	0.01	1	0.06	0	0	0	0	0	0	0	0	2	0.07
22	KOTAK MAHINDRA BANK	0	0	0	0	0	0	0	0	0	0	5164	26.08	0	0	5164	26.08
23	SOUTH INDIAN BANK	0	0	0	0	0	0	0	0	0	0	0	0	0	0	0	0
24	YES BANK	0	0	5	0.2	0	0	0	0	0	0	1	0.01	0	0	6	0.21
25	KARUR VYSYA BANK	0	0	0	0	0	0	0	0	0	0	0	0	0	0	0	0
26	IDFC FIRST BANK	0	0	0	0	18	1.74	0	0	0	0	0	0	0	0	18	1.74
27	RBL BANK	0	0	0	0	0	0	0	0	0	0	252	1.11	0	0	252	1.11
	<b>Total Private Sector Bank</b>	<b>0</b>	<b>0</b>	<b>282</b>	<b>8.82</b>	<b>1292</b>	<b>41.35</b>	<b>174</b>	<b>1.3</b>	<b>0</b>	<b>0</b>	<b>155368</b>	<b>929.27</b>	<b>0</b>	<b>0</b>	<b>157116</b>	<b>980.74</b>
	<b>Total COMM. BANKS</b>	<b>0</b>	<b>0</b>	<b>4198</b>	<b>64.65</b>	<b>5891</b>	<b>254.93</b>	<b>182</b>	<b>8</b>	<b>5</b>	<b>3.61</b>	<b>157721</b>	<b>1020.24</b>	<b>4</b>	<b>0.11</b>	<b>167997</b>	<b>1351.43</b>
	<b>CO-OPERATIVE BANKS</b>																
28	STATE CO-OP. BANK	0	0	0	0	9	1.03	0	0	0	0	565	4.57	0	0	574	5.6
	<b>Total Cooperative Bank</b>	<b>0</b>	<b>0</b>	<b>0</b>	<b>0</b>	<b>9</b>	<b>1.03</b>	<b>0</b>	<b>0</b>	<b>0</b>	<b>0</b>	<b>565</b>	<b>4.57</b>	<b>0</b>	<b>0</b>	<b>574</b>	<b>5.6</b>
	<b>REGIONAL RURAL BANKS</b>																
29	DAKSHIN BIHAR GRAMIN BANK	0	0	332	0.76	1155	52.24	0	0	0	0	0	0	0	0	1487	53
30	UTTAR BIHAR GRAMIN BANK	0	0	13	0.17	242	12.43	0	0	0	0	255	12.61	0	0	510	25.21
	<b>Total Region Rural Bank</b>	<b>0</b>	<b>0</b>	<b>345</b>	<b>0.93</b>	<b>1397</b>	<b>64.67</b>	<b>0</b>	<b>0</b>	<b>0</b>	<b>0</b>	<b>255</b>	<b>12.61</b>	<b>0</b>	<b>0</b>	<b>1997</b>	<b>78.21</b>
	<b>SMALL FINANCE BANK</b>																
31	JANA SMALL FIN. BANK	0	0	0	0	136	1.43	0	0	0	0	2703	19.69	0	0	2839	21.12
32	UJJIVAN SMALL FIN. BANK	0	0	0	0	377	8.08	0	0	0	0	6884	45.08	0	0	7261	53.16
33	UTKARSH SMALL FIN. BANK	0	0	0	0	136	2.42	4	0.02	0	0	68770	383.09	0	0	68910	385.53
34	ESAF SMALL FIN. BANK	0	0	0	0	1	0.02	0	0	0	0	1202	5.17	0	0	1203	5.19
35	UNITY SMALL FINANCE BANK	0	0	0	0	0	0	0	0	0	0	6344	24.81	0	0	6344	24.81
	<b>Total Small Financial Bank</b>	<b>0</b>	<b>0</b>	<b>0</b>	<b>0</b>	<b>650</b>	<b>11.95</b>	<b>4</b>	<b>0.02</b>	<b>0</b>	<b>0</b>	<b>85903</b>	<b>477.84</b>	<b>0</b>	<b>0</b>	<b>86557</b>	<b>489.81</b>
	<b>TOTAL FOR BIHAR</b>	<b>0</b>	<b>0</b>	<b>4543</b>	<b>65.58</b>	<b>7947</b>	<b>332.58</b>	<b>186</b>	<b>8.02</b>	<b>5</b>	<b>3.61</b>	<b>244444</b>	<b>1515.26</b>	<b>4</b>	<b>0.11</b>	<b>257125</b>	<b>1925.05</b>



STATE LEVEL BANKERS' COMMITTEE BIHAR,PATNA																		
( CONVENOR - STATE BANK OF INDIA ) FY 2024-25																		
DISTRICT WISE DISBURSEMENT : ANNUAL CREDIT PLAN (ACP) OTHER PRIORITY SECTOR AS ON : 30.06.2024																		
No. in Actual and Amount in Crore																		
Sr. No.	Name of Bank	Export Credit		Education (PS)		Housing (PS)		Social Infrastructure		Renewable Energy		Other Priority		Out of Other Priority above, loans upto 50 crore to Start-ups (other than Agri/ MSME)		Total Other Priority		
		A/c	Amt	A/c	Amt	A/c	Amt	A/c	Amt	A/c	Amt	A/c	Amt	A/c	Amt	A/c	Amt	
1	ARARIA	0	0	45	0.65	108	2.25	2	0.18	0	0	11998	76.16	0	0	12153	79.24	
2	ARWAL	0	0	20	0.11	27	1.04	0	0	0	0	1271	6.22	0	0	1318	7.37	
3	AURANGABAD	0	0	103	0.95	174	10.92	0	0	0	0	4441	24.4	0	0	4718	36.27	
4	BANKA	0	0	40	0.67	60	2.55	0	0	0	0	3839	41.79	0	0	3939	45.01	
5	BEGUSARAI	0	0	113	1.51	199	10.65	0	0	0	0	6141	45.42	0	0	6453	57.58	
6	BHAGALPUR	0	0	191	3.07	292	13.33	0	0	0	0	10186	80.46	0	0	10669	96.86	
7	BHOJPUR	0	0	106	1.2	306	11.99	1	0.01	0	0	4194	24.05	0	0	4607	37.25	
8	BUXAR	0	0	68	0.79	168	4.62	0	0	0	0	3058	17.63	0	0	3294	23.04	
9	DARBHANGA	0	0	165	2.33	174	7.24	1	0.03	0	0	6358	37.71	0	0	6698	47.31	
10	GAYA	0	0	325	3.61	349	12.68	35	0.05	0	0	7460	44.74	0	0	8169	61.08	
11	GOPALGANJ	0	0	47	0.72	103	4.12	0	0	1	0.04	5058	29.05	0	0	5209	33.93	
12	JAMUI	0	0	24	0.26	62	2.37	1	0.02	0	0	5817	38.38	0	0	5904	41.03	
13	JEHANABAD	0	0	59	0.58	125	5.95	0	0	0	0	797	4.68	0	0	981	11.21	
14	KAIMUR (BHABUA)	0	0	36	0.44	106	3	0	0	0	0	4087	21.55	0	0	4229	24.99	
15	KATIHAR	0	0	55	0.85	175	7.64	0	0	0	0	9457	58.7	0	0	9687	67.19	
16	KHAGARIA	0	0	20	0.26	32	1.13	4	0.3	0	0	2316	15.27	0	0	2372	16.96	
17	KISHANGANJ	0	0	42	0.6	55	2.09	0	0	0	0	9381	61.12	0	0	9478	63.81	
18	LAKHISARAI	0	0	32	0.39	48	1.55	0	0	0	0	2750	15.55	0	0	2830	17.49	
19	MADHEPURA	0	0	26	0.45	30	1.05	0	0	0	0	3891	23.31	0	0	3947	24.81	
20	MADHUBANI	0	0	101	1.15	123	5.17	0	0	0	0	5401	29.28	0	0	5625	35.6	
21	MUNGER	0	0	49	0.6	99	4.25	0	0	0	0	4149	27.17	0	0	4297	32.02	
22	MUZAFFARPUR	0	0	285	4.23	412	18.32	1	0.02	0	0	14245	84.55	1	0.02	14943	107.12	
23	NALANDA	0	0	115	0.85	160	6.27	3	0.06	0	0	6435	35.61	0	0	6713	42.79	
24	NAWADA	0	0	56	0.86	193	6.63	0	0	0	0	5810	32.89	0	0	6059	40.38	
25	PASHCHIM CHAMPARAN	0	0	83	1.11	92	4.31	1	0.01	0	0	6080	34.9	0	0	6256	40.33	
26	PATNA	0	0	1338	23.86	2555	111.91	79	7.04	1	0.02	19783	124.87	0	0	23756	267.7	
27	PURBI CHAMPARAN	0	0	146	2.16	182	5.53	0	0	0	0	14160	76.12	0	0	14488	83.81	
28	PURNIA	0	0	108	1.57	291	11.77	2	0.1	1	0.05	7363	46.38	1	0.04	7765	59.87	
29	ROHTAS	0	0	123	1.32	227	11	0	0	1	3.32	6342	34.36	1	0.04	6693	50	
30	SAHARSA	0	0	49	0.56	48	1.47	1	0.02	0	0	2622	18.56	0	0	2720	20.61	
31	SAMASTIPUR	0	0	147	1.96	240	11.5	0	0	0	0	6433	40.9	0	0	6820	54.36	
32	SARAN	0	0	116	1.67	119	5.65	0	0	0	0	12026	72.52	0	0	12261	79.84	
33	SHEIKHPURA	0	0	14	0.2	29	1.25	0	0	0	0	1298	7.61	0	0	1341	9.06	
34	SHEOHAR	0	0	10	0.15	20	0.63	0	0	1	0.18	347	2.24	0	0	378	3.2	
35	SITAMARHI	0	0	78	1.14	144	4.66	0	0	0	0	3973	26.5	0	0	4195	32.3	
36	SIWAN	0	0	58	0.71	143	5.42	54	0.08	0	0	9926	60.67	0	0	10181	66.88	
37	SUPAUL	0	0	31	0.38	38	1.32	0	0	0	0	3347	18.58	0	0	3416	20.28	
38	VAISHALI	0	0	119	1.66	239	9.35	1	0.1	0	0	12204	75.36	1	0.01	12563	86.47	
	<b>TOTAL</b>	<b>0</b>	<b>0</b>	<b>4543</b>	<b>65.58</b>	<b>7947</b>	<b>332.58</b>	<b>186</b>	<b>8.02</b>	<b>5</b>	<b>3.61</b>	<b>244444</b>	<b>1515.26</b>	<b>4</b>	<b>0.11</b>	<b>257125</b>	<b>1925.05</b>	

STATE LEVEL BANKERS' COMMITTEE BIHAR,PATNA													
( CONVENOR - STATE BANK OF INDIA ) FY 2024-25													
BANK WISE DISBURSEMENT : ANNUAL CREDIT PLAN (ACP) NON PRIORITY SECTOR AS ON : 30.06.2024													
No. in Actual and Amount in Crore													
Sr. No.	Name of Bank	Agriculture (NPS)		Education (NPS)		Housing (NPS)		Personal Loans under NPS		Others NPS		Total Non Priority Sector	
		A/c	Amt	A/c	Amt	A/c	Amt	A/c	Amt	A/c	Amt	A/c	Amt
	<b>LEAD BANKS</b>												
1	STATE BANK OF INDIA	24	27.53	181	9.1	5712	531	4339	146.98	83525	5328.24	93781	6042.85
2	BANK OF BARODA	2	0	36	3.71	585	63.36	5907	127.28	5591	894.09	12121	1088.44
3	CANARA BANK	18	0.49	33	2.76	629	89.04	3163	98.44	1636	586.73	5479	777.46
4	CENTRAL BANK OF INDIA	0	0	0	0	9	0.07	7187	345.51	4694	197.38	11890	542.96
5	PUNJAB NATIONAL BANK	11	2.54	39	4.31	1439	213.21	1235	67.45	4498	1593.83	7222	1881.34
6	UNION BANK OF INDIA	41	5.52	117	7.02	334	38.49	2243	154.05	1848	218.14	4583	423.22
7	UCO BANK	0	0	0	0	232	24.85	76	2.09	1114	77.96	1422	104.9
	<b>OTHER BANKS</b>												
8	BANK OF INDIA	0	0	15	1.57	295	42.05	1356	93.68	5002	326.83	6668	464.13
9	BANK OF MAHARASHTRA	0	0	5	0.39	78	8.3	45	2.79	1106	44.48	1234	55.96
10	INDIAN BANK	176	4.68	15	0.84	445	76.49	3323	174.66	4	66.31	3963	322.98
11	INDIAN OVERSEAS BANK	1	0.02	4	0.39	207	29.74	58	2.04	602	22.24	872	54.43
12	PUNJAB AND SIND BANK	0	0	0	0	11	2.11	12	0.83	186	5.12	209	8.06
	<b>Total Public Sector Bank</b>	<b>273</b>	<b>40.78</b>	<b>445</b>	<b>30.09</b>	<b>9976</b>	<b>1118.71</b>	<b>28944</b>	<b>1215.8</b>	<b>109806</b>	<b>9361.35</b>	<b>149444</b>	<b>11766.73</b>
	<b>PRIVATE BANKS</b>												
13	AXIS BANK	0	0	10	1.74	59	3.73	874	19.54	14942	888.44	15885	913.45
14	BANDHAN BANK	0	0	0	0	112	10.38	253	26.4	121041	1192.26	121406	1229.04
15	FEDERAL BANK	0	0	0	0	5	1	69	1.52	573	126.31	647	128.83
16	HDFC BANK	155	30.89	3	0.09	558	103.81	9776	595.27	42495	2644.46	52987	3374.52
17	ICICI BANK	0	0	9	3.25	232	98.29	5461	221.56	195007	2532.4	200709	2855.5
18	IDBI BANK	0	0	4	0.41	230	38.09	130	7.93	4347	134	4711	180.43
19	INDUSIND BANK	0	0	0	0	0	0	0	0	69971	394.62	69971	394.62
20	J & K BANK	0	0	0	0	3	2.42	39	1.67	10	0.36	52	4.45
21	KARNATAKA BANK	0	0	0	0	2	0.69	2	0.12	17	1.53	21	2.34
22	KOTAK MAHINDRA BANK	0	0	0	0	0	0	0	0	4969	77.83	4969	77.83
23	SOUTH INDIAN BANK	0	0	0	0	0	0	0	0	1	0	1	0
24	YES BANK	0	0	2	0.64	0	0	211	11.24	6520	98.16	6733	110.04
25	KARUR VYSYA BANK	0	0	0	0	0	0	15	0.42	52	0.18	67	0.6
26	IDFC FIRST BANK	0	0	0	0	21	2.32	222	2.31	31673	220.36	31916	224.99
27	RBL BANK	0	0	0	0	0	0	0	0	492	3.84	492	3.84
	<b>Total Private Sector Bank</b>	<b>155</b>	<b>30.89</b>	<b>28</b>	<b>6.13</b>	<b>1222</b>	<b>260.73</b>	<b>17052</b>	<b>887.98</b>	<b>492110</b>	<b>8314.75</b>	<b>510567</b>	<b>9500.48</b>
	<b>Total COMM. BANKS</b>	<b>428</b>	<b>71.67</b>	<b>473</b>	<b>36.22</b>	<b>11198</b>	<b>1379.44</b>	<b>45996</b>	<b>2103.78</b>	<b>601916</b>	<b>17676.1</b>	<b>660011</b>	<b>21267.21</b>
	<b>CO-OPERATIVE BANKS</b>												
28	STATE CO-OP. BANK	187	1.33	0	0	6	1.75	114	3.12	1110	36.32	1417	42.52
	<b>Total Cooperative Bank</b>	<b>187</b>	<b>1.33</b>	<b>0</b>	<b>0</b>	<b>6</b>	<b>1.75</b>	<b>114</b>	<b>3.12</b>	<b>1110</b>	<b>36.32</b>	<b>1417</b>	<b>42.52</b>
	<b>REGIONAL RURAL BANKS</b>												
29	DAKSHIN BIHAR GRAMIN BANK	0	0	1	0.03	362	49.23	447	24.28	4035	113.09	4845	186.63
30	UTTAR BIHAR GRAMIN BANK	0	0	0	0	66	5.57	157	7.81	38304	80.96	38527	94.34
	<b>Total Region Rural Bank</b>	<b>0</b>	<b>0</b>	<b>1</b>	<b>0.03</b>	<b>428</b>	<b>54.8</b>	<b>604</b>	<b>32.09</b>	<b>42339</b>	<b>194.05</b>	<b>43372</b>	<b>280.97</b>
	<b>SMALL FINANCE BANK</b>												
31	JANA SMALL FIN. BANK	0	0	0	0	53	1.45	0	0	1396	11.42	1449	12.87
32	UJJIVAN SMALL FIN. BANK	0	0	0	0	76	8.85	14	0.23	1404	13.03	1494	22.11
33	UTKARSH SMALL FIN. BANK	0	0	0	0	0	0	0	0	11369	82.43	11369	82.43
34	ESAF SMALL FIN. BANK	0	0	0	0	0	0	0	0	195	2.58	195	2.58
35	UNITY SMALL FINANCE BANK	0	0	0	0	0	0	0	0	3433	22.05	3433	22.05
	<b>Total Small Financial Bank</b>	<b>0</b>	<b>0</b>	<b>0</b>	<b>0</b>	<b>129</b>	<b>10.3</b>	<b>14</b>	<b>0.23</b>	<b>17797</b>	<b>131.51</b>	<b>17940</b>	<b>142.04</b>
	<b>TOTAL FOR BIHAR</b>	<b>615</b>	<b>73</b>	<b>474</b>	<b>36.25</b>	<b>11761</b>	<b>1446.29</b>	<b>46728</b>	<b>2139.22</b>	<b>663162</b>	<b>18038</b>	<b>722740</b>	<b>21732.74</b>

## STATE LEVEL BANKERS' COMMITTEE BIHAR,PATNA

( CONVENOR - STATE BANK OF INDIA ) FY 2024-25

DISTRICT WISE DISBURSEMENT : ANNUAL CREDIT PLAN (ACP) NON PRIORITY SECTOR AS ON : 30.06.2024

No. in Actual and Amount in Crore

Sr. No.	Name of Bank	Agriculture (NPS)		Education (NPS)		Housing (NPS)		Personal Loans under NPS		Others NPS		Total Non Priority Sector	
		A/c	Amt	A/c	Amt	A/c	Amt	A/c	Amt	A/c	Amt	A/c	Amt
1	ARARIA	4	0.02	4	0.46	97	11.59	743	27.54	15903	336.86	16751	376.47
2	ARWAL	7	0.29	1	0.00	25	2.88	247	10.62	2648	51.96	2928	65.75
3	AURANGABAD	9	0.12	1	0.25	133	13.19	779	35.20	6739	194.68	7661	243.44
4	BANKA	3	0.09	1	0.02	54	4.44	447	17.32	4988	126.99	5493	148.86
5	BEGUSARAI	26	16.62	9	0.73	343	39.20	1783	69.95	19409	418.61	21570	545.11
6	BHAGALPUR	6	9.89	19	1.76	565	73.84	1492	70.37	20512	572.03	22594	727.89
7	BHOJPUR	4	0.07	4	0.37	268	31.06	1032	43.46	12882	282.67	14190	357.63
8	BUXAR	24	0.83	5	0.40	126	10.94	651	31.45	6296	137.44	7102	181.06
9	DARBHANGA	4	0.04	11	1.23	379	41.99	1724	75.62	23939	394.60	26057	513.48
10	GAYA	8	0.16	120	2.23	612	70.70	1937	87.72	28121	582.39	30798	743.20
11	GOPALGANJ	12	1.10	4	0.24	106	13.70	1066	42.69	11762	239.74	12950	297.47
12	JAMUI	1	0.35	0	0.00	54	6.31	364	28.54	6104	147.33	6523	182.53
13	JEHANABAD	1	0.00	1	0.01	91	8.49	474	21.54	5728	93.30	6295	123.34
14	KAIMUR (BHABUA)	6	3.03	3	0.46	78	8.61	418	19.81	4032	115.05	4537	146.96
15	KATIHAR	131	0.64	4	0.15	250	24.69	1006	47.83	14276	331.36	15667	404.67
16	KHAGARIA	12	0.11	2	0.03	51	8.83	583	24.73	6594	131.20	7242	164.90
17	KISHANGANJ	5	0.55	3	0.26	70	5.52	473	15.21	8905	201.43	9456	222.97
18	LAKHISARAI	1	0.05	2	0.05	41	6.23	321	13.62	3928	90.18	4293	110.13
19	MADHEPURA	6	0.59	0	0.00	77	6.95	432	20.49	7185	158.05	7700	186.08
20	MADHUBANI	24	0.21	6	0.58	195	18.90	1223	51.50	18305	285.14	19753	356.33
21	MUNGER	2	0.02	2	0.06	69	9.80	797	42.14	7155	168.23	8025	220.25
22	MUZAFFARPUR	24	2.51	30	2.45	708	83.47	3000	125.28	41317	1193.91	45079	1407.62
23	NALANDA	9	0.18	8	0.72	269	31.07	1002	47.13	15906	287.59	17194	366.69
24	NAWADA	3	0.03	2	0.22	134	13.71	573	25.81	9654	151.84	10366	191.61
25	PASHCHIM CHAMPARAN	13	1.27	10	1.33	176	13.81	1388	60.22	14644	348.37	16231	425.00
26	PATNA	186	31.58	174	16.62	4522	645.88	9808	516.68	151294	7671.56	165984	8882.32
27	PURBI CHAMPARAN	9	0.36	4	0.55	211	23.72	1927	84.81	27730	590.45	29881	699.89
28	PURNIA	7	0.70	6	0.48	468	49.60	995	49.51	17790	424.77	19266	525.06
29	ROHTAS	8	0.14	3	0.47	177	18.26	928	40.22	10828	278.58	11944	337.67
30	SAHARSA	3	0.01	5	1.10	123	14.75	582	31.99	7501	166.50	8214	214.35
31	SAMASTIPUR	14	0.20	8	0.53	305	29.36	1986	91.27	20249	392.02	22562	513.38
32	SARAN	10	0.19	0	0.12	218	25.65	1468	66.50	20045	357.15	21741	449.61
33	SHEIKHPURA	3	0.05	0	0.00	36	6.01	164	7.28	2173	58.01	2376	71.35
34	SHEOHAR	3	0.04	0	0.00	20	1.14	237	8.86	1671	32.93	1931	42.97
35	SITAMARHI	9	0.56	10	0.65	147	13.62	1084	41.60	11553	215.57	12803	272.00
36	SIWAN	6	0.21	4	0.67	181	15.82	1242	50.59	24234	267.15	25667	334.44
37	SUPAUL	2	0.03	2	0.28	70	7.46	629	24.62	7913	179.23	8616	211.62
38	VAISHALI	10	0.16	6	0.77	312	35.10	1723	69.50	43249	363.11	45300	468.64
<b>TOTAL</b>		<b>615</b>	<b>73</b>	<b>474</b>	<b>36.25</b>	<b>11761</b>	<b>1446.29</b>	<b>46728</b>	<b>2139.22</b>	<b>663162</b>	<b>18038</b>	<b>722740</b>	<b>21732.7</b>

STATE LEVEL BANKERS' COMMITTEE BIHAR, PATNA			
(CONVENOR- STATE BANK OF INDIA) FY : 2024 - 25			
BANK WISE TOTAL ANNUAL CREDIT PLAN (ACP ) DISBURSEMENT AS ON 30.06.2024			
Amount in Crore			
SL.NO.	BANK NAME	LOANS TO WEAKER SECTIONS UNDER PRIORITY SECTOR	OUT OF LOANS TO WEAKER SECTIONS UNDER PRIORITY SECTOR, LOANS TO INDIVIDUAL WOMEN BENEFICIARIES UP TO ₹1 LAKH
	<b>LEAD BANKS</b>		
1	STATE BANK OF INDIA	1045.88	50.97
2	BANK OF BARODA	456.71	7.79
3	CANARA BANK	172.75	11.50
4	CENTRAL BANK OF INDIA	485.82	0.41
5	PUNJAB NATIONAL BANK	243.72	11.06
6	UNION BANK OF INDIA	238.83	9.13
7	UCO BANK	237.04	2.85
	<b>OTHER BANKS</b>		
8	BANK OF INDIA	424.23	9.12
9	BANK OF MAHARASHTRA	21.84	0.41
10	INDIAN BANK	122.93	0.82
11	INDIAN OVERSEAS BANK	4.59	0.32
12	PUNJAB AND SIND BANK	0.45	0.10
	<b>Total Public Sector Bank</b>	<b>3454.79</b>	<b>104.48</b>
	<b>PRIVATE BANKS</b>		
13	AXIS BANK	400.27	61.59
14	BANDHAN BANK	996.95	0.00
15	FEDERAL BANK	45.54	0.01
16	HDFC BANK	658.70	421.60
17	ICICI BANK	128.26	3.41
18	IDBI BANK	97.68	5.38
19	INDUSIND BANK	1742.35	0.00
20	J & K BANK	1.73	0.00
21	KARNATAKA BANK	0.38	0.00
22	KOTAK MAHINDRA BANK	523.22	0.00
23	SOUTH INDIAN BANK	0.00	0.00
24	YES BANK	37.48	36.28
25	KARUR VYSYA BANK	0.00	0.00
26	IDFC FIRST BANK	114.54	114.28
27	RBL BANK	473.21	447.88
	<b>Total Private Sector Bank</b>	<b>5220.31</b>	<b>1090.43</b>
	<b>Total COMM. BANKS</b>		
	<b>CO-OPERATIVE BANKS</b>		
28	STATE CO-OP. BANK	0.31	0.00
	<b>Total Cooperative Bank</b>	<b>0.31</b>	<b>0.00</b>
	<b>REGIONAL RURAL BANKS</b>		
29	DAKSHIN BIHAR GRAMIN BANK	603.20	23.59
30	UTTAR BIHAR GRAMIN BANK	417.13	38.27
	<b>Total Region Rural Bank</b>	<b>1020.33</b>	<b>61.86</b>
	<b>SMALL FINANCE BANK</b>		
31	JANA SMALL FIN. BANK	132.56	49.16
32	UJJIVAN SMALL FIN. BANK	304.16	304.07
33	UTKARSH SMALL FIN. BANK	911.48	849.60
34	ESAF SMALL FIN. BANK	42.78	42.78
35	UNITY SMALL FINANCE BANK	117.78	0.00
	<b>Total Small Financial Bank</b>	<b>1508.76</b>	<b>1245.61</b>
	<b>TOTAL FOR BIHAR</b>	<b>11204.50</b>	<b>2502.38</b>

STATE LEVEL BANKERS' COMMITTEE BIHAR, PATNA			
(CONVENOR- STATE BANK OF INDIA) FY : 2024 - 25			
DISTRICT WISE TOTAL ANNUAL CREDIT PLAN (ACP ) DISBURSEMENT AS ON 30.06.2024			
Amount in Crore			
SL.NO.	DISTRICT NAME	LOANS TO WEAKER SECTIONS UNDER PRIORITY SECTOR	OUT OF LOANS TO WEAKER SECTIONS UNDER PRIORITY SECTOR, LOANS TO INDIVIDUAL WOMEN BENEFICIARIES UP TO ₹1 LAKH
1	ARARIA	281.49	52.19
2	ARWAL	40.68	8.48
3	AURANGABAD	193.04	52.51
4	BANKA	202.36	35.20
5	BEGUSARAI	367.66	88.82
6	BHAGALPUR	339.97	86.22
7	BHOJPUR	241.27	54.58
8	BUXAR	116.31	26.65
9	DARBHANGA	361.33	77.12
10	GAYA	529.94	106.64
11	GOPALGANJ	224.98	42.48
12	JAMUI	108.41	25.26
13	JEHANABAD	63.65	9.51
14	KAIMUR (BHABUA)	169.41	37.10
15	KATIHAR	391.54	37.22
16	KHAGARIA	147.13	41.04
17	KISHANGANJ	199.86	20.53
18	LAKHISARAI	67.41	15.62
19	MADHEPURA	151.90	35.44
20	MADHUBANI	247.38	62.23
21	MUNGER	81.66	23.90
22	MUZAFFARPUR	557.02	201.44
23	NALANDA	162.37	34.05
24	NAWADA	123.51	34.91
25	PASHCHIM CHAMPARAN	296.92	100.02
26	PATNA	1440.99	495.40
27	PURBI CHAMPARAN	509.46	107.85
28	PURNIA	366.61	65.72
29	ROHTAS	215.95	52.79
30	SAHARSA	139.93	46.23
31	SAMASTIPUR	392.07	105.38
32	SARAN	371.99	78.29
33	SHEIKHPURA	52.19	10.49
34	SHEOHAR	48.77	7.68
35	SITAMARHI	184.60	53.91
36	SIWAN	592.55	97.39
37	SUPAUL	115.25	9.39
38	VAISHALI	1106.94	62.70
<b>TOTAL</b>		<b>11204.50</b>	<b>2502.38</b>

STATE LEVEL BANKERS' COMMITTEE BIHAR, PATNA					
(CONVENOR- STATE BANK OF INDIA) FY : 2024 - 25					
BANK WISE TOTAL PROGRESS UNDER FINANCE TO WOMEN -OUTSTANDING & DISBURSEMENT AS ON 30.06.2024					
No. in Actual and Amount in Crore					
SR.NO.	NAME OF BANK	OUTSTANDING LOANS TO WOMEN		LOANS DISBURSED TO WOMEN FROM 01 APRIL TO END OF CURRENT QUARTER	
		A/C	AMT.	A/C	AMT.
	<b>LEAD BANKS</b>				
1	STATE BANK OF INDIA	338782	10549.53	37286	1199.15
2	BANK OF BARODA	45256	1112.04	8528	159.58
3	CANARA BANK	35942	1454.11	8367	176.65
4	CENTRAL BANK OF INDIA	61621	1411.37	10362	262.8
5	PUNJAB NATIONAL BANK	119654	2837.21	6537	235.08
6	UNION BANK OF INDIA	33704	760.16	5877	130.49
7	UCO BANK	69297	687.52	1492	41.48
	<b>OTHER BANKS</b>				
8	BANK OF INDIA	91614	2435.7	31767	419.98
9	BANK OF MAHARASHTRA	3287	116.05	4825	16.19
10	INDIAN BANK	32372	910.87	3508	90.54
11	INDIAN OVERSEAS BANK	4055	201.13	495	21.94
12	PUNJAB AND SIND BANK	716	40.85	57	2.21
	<b>Total Public Sector Bank</b>	<b>836300</b>	<b>22516.54</b>	<b>119101</b>	<b>2756.09</b>
	<b>PRIVATE BANKS</b>				
13	AXIS BANK	418009	1692.76	19287	176.11
14	BANDHAN BANK	1562299	7769.45	288000	2128.91
15	FEDERAL BANK	36477	160.32	3139	34.04
16	HDFC BANK	650527	2915.92	91067	649.18
17	ICICI BANK	82821	4961.53	22325	464.72
18	IDBI BANK	71461	706.5	12475	139.37
19	INDUSIND BANK	31218	236.29	2387	29.91
20	J & K BANK	81	5.21	15	3.01
21	KARNATAKA BANK	30	3.51	5	0.57
22	KOTAK MAHINDRA BANK	637114	1949.72	96535	503.44
23	SOUTH INDIAN BANK	0	0	0	0
24	YES BANK	38680	167.53	8314	40.11
25	KARUR VYSYA BANK	20	0.7	4	0.23
26	IDFC FIRST BANK	211029	620.5	36169	145.87
27	RBL BANK	1013250	2751.4	102587	450.97
	<b>Total Private Sector Bank</b>	<b>4753016</b>	<b>23941.34</b>	<b>682309</b>	<b>4766.44</b>
	<b>Total COMM. BANKS</b>	<b>5589316</b>	<b>46457.88</b>	<b>801410</b>	<b>7522.53</b>
	<b>CO-OPERATIVE BANKS</b>				
28	STATE CO-OP. BANK	36453	117.37	2466	14.02
	<b>Total Cooperative Bank</b>	<b>36453</b>	<b>117.37</b>	<b>2466</b>	<b>14.02</b>
	<b>REGIONAL RURAL BANKS</b>				
29	DAKSHIN BIHAR GRAMIN BANK	1930	24.77	1929	36.28
30	UTTAR BIHAR GRAMIN BANK	428553	5637.88	65023	546.63
	<b>Total Region Rural Bank</b>	<b>430483</b>	<b>5662.65</b>	<b>66952</b>	<b>582.91</b>
	<b>SMALL FINANCE BANK</b>				
31	JANA SMALL FIN. BANK	258780	828.09	25052	136.33
32	UJJIVAN SMALL FIN. BANK	463515	1796.04	59605	374.94
33	UTKARSH SMALL FIN. BANK	1244790	4838.53	178511	969.6
34	ESAF SMALL FIN. BANK	72315	200.48	9827	42.78
35	UNITY SMALL FINANCE BANK	159663	455.73	31343	139.61
	<b>Total Small Financial Bank</b>	<b>2199063</b>	<b>8118.87</b>	<b>304338</b>	<b>1663.26</b>
	<b>TOTAL FOR BIHAR</b>	<b>8255315</b>	<b>60356.77</b>	<b>1175166</b>	<b>9782.72</b>

STATE LEVEL BANKERS' COMMITTEE BIHAR, PATNA					
(CONVENOR- STATE BANK OF INDIA) FY : 2024 - 25					
DISTRICT WISE TOTAL PROGRESS UNDER FINANCE TO WOMEN -OUTSTANDING & DISBURSEMENT AS ON 30.06.2024					
No. in Actual and Amount in Crore					
SR.	NAME OF BANK	OUTSTANDING LOANS TO WOMEN		LOANS DISBURSED TO WOMEN FROM 01 APRIL TO END OF CURRENT QUARTER	
		A/C	AMT.	A/C	AMT.
1	ARARIA	237595	1670.43	36174	301.57
2	ARWAL	24216	172.84	3513	28.25
3	AURANGABAD	115377	826.26	16868	137.69
4	BANKA	100330	583.04	15340	104.98
5	BEGUSARAI	300729	2044.88	41894	359.15
6	BHAGALPUR	227618	2008.79	35359	351.21
7	BHOJPUR	139002	895.11	18138	146.36
8	BUXAR	84455	590.73	12808	108.14
9	DARBHANGA	403990	2515.27	58223	422.42
10	GAYA	301907	2174.64	37462	336.22
11	GOPALGANJ	210578	1311.55	27364	209.38
12	JAMUI	78608	529.58	12682	105.82
13	JEHANABAD	34539	344.79	4781	50.29
14	KAIMUR (BHABUA)	68772	474.86	11810	91.73
15	KATI HAR	312196	1942.71	48688	348.21
16	KHAGARIA	104602	715.5	14745	133.85
17	KISHANGANJ	145541	1002.55	24695	199.57
18	LAKHISARAI	51281	376.59	7856	69.87
19	MADHEPURA	172310	1043.46	21086	154.84
20	MADHUBANI	254148	1958.36	36340	295.84
21	MUNGER	71297	578.49	10736	101.45
22	MUZAFFARPUR	605702	4183.69	77196	625.04
23	NALANDA	127436	1019.34	18140	164.76
24	NAWADA	91507	755.64	15293	133.74
25	PASHCHIM CHAMPARAN	235502	1655.36	30928	251.1
26	PATNA	1372267	12072.67	182808	1681.46
27	PURBI CHAMPARAN	411148	2680.33	67483	486.45
28	PURNIA	314137	2091.77	39063	334.4
29	ROHTAS	125300	991.18	18953	159.52
30	SAHARSA	118308	964.28	17185	142.98
31	SAMASTIPUR	273292	1886.77	37526	333.94
32	SARAN	344903	2129.2	55779	407.13
33	SHEIKHPURA	29819	246.51	4297	39.74
34	SHEOHAR	25664	199.34	2975	27.57
35	SITAMARHI	146880	1277.72	20668	187.09
36	SIWAN	290091	1837.06	41736	320.12
37	SUPAUL	82759	780.4	13186	120.4
38	VAISHALI	221509	1825.08	35388	310.44
<b>TOTAL</b>		<b>8255315</b>	<b>60356.77</b>	<b>1175166</b>	<b>9782.72</b>





STATE LEVEL BANKERS' COMMITTEE BIHAR, PATNA																			
(CONVENOR- STATE BANK OF INDIA) FY : 2024-25																			
DISTRICT WISE NON PERFORMING ASSETS IN VARIOUS SECTOR AS ON 30.06.2024																			
(Amount in Rs in Crore)																			
SL. NO.	District Name	1			2			3			4			5			6		
		AGRICULTURE			MSME			OPS			TOTAL PRIORITY SECTOR			NPS			NPA IN TOTAL ADVANCE		
		TOTAL O/S	TOTAL NPA	%AGE	TOTAL O/S	TOTAL NPA	%AGE	TOTAL O/S	TOTAL NPA	%AGE	TOTAL O/S	TOTAL NPA	%AGE	TOTAL O/S	TOTAL NPA	%AGE	TOTAL O/S	TOTAL NPA	%AGE
1	ARARIA	1612.86	303.55	18.82	1262.86	77.2	6.11	408.74	12.33	3.02	3284.47	393.08	11.97	1866	34.5	1.85	5149.99	427.58	8.30
2	ARWAL	381.52	157.95	41.40	198.38	35.3	17.79	68.35	9.23	13.50	648.24	202.48	31.24	347	8.22	2.37	995.73	210.7	21.16
3	AURANGABAD	1645.23	572.19	34.78	989.71	100.31	10.14	322.79	32.43	10.05	2957.73	704.93	23.83	2795	39.63	1.42	5752.72	744.56	12.94
4	BANKA	1046.69	300.83	28.74	515.8	127.22	24.66	209.43	11.4	5.44	1771.92	439.45	24.80	862	28.51	3.31	2633.93	467.96	17.77
5	BEGUSARAI	2831.23	483.42	17.07	2327.43	135.97	5.84	477.34	25.6	5.36	5636	644.99	11.44	3184	42.78	1.34	8819.5	687.77	7.80
6	BHAGALPUR	1761.65	371.38	21.08	2292.13	137.59	6.00	683.26	18.3	2.68	4737.05	527.27	11.13	4229	67.31	1.59	8965.82	594.58	6.63
7	BHOJPUR	1662.7	423.67	25.48	1067.56	104.44	9.78	379.57	24.87	6.55	3109.83	552.98	17.78	2299	48.46	2.11	5408.91	601.44	11.12
8	BUXAR	1197.17	499.51	41.72	642.02	105.85	16.49	242.7	12.07	4.97	2081.88	617.43	29.66	1269	33.96	2.68	3351.37	651.39	19.44
9	DARBHANGA	1877.07	146.57	7.81	1976.42	124.67	6.31	562.77	23.56	4.19	4416.26	294.8	6.68	3572	39.4	1.10	7988.4	334.2	4.18
10	GAYA	3756.64	755.33	20.11	2489.46	313.87	12.61	768.14	45.35	5.90	7014.24	1114.55	15.89	4544	114.77	2.53	11557.81	1229.32	10.64
11	GOPALGANJ	1946.89	317.25	16.30	1098.95	81.14	7.38	282.15	11.83	4.19	3327.98	410.22	12.33	1529	27.18	1.78	4856.84	437.4	9.01
12	JAMUI	1084.29	450.25	41.52	448.21	67.39	15.04	215.88	6.92	3.21	1748.38	524.56	30.00	1069	24.77	2.32	2816.97	549.33	19.50
13	JEHANABAD	598.86	206.48	34.48	396.23	66.89	16.88	123.11	15.09	12.26	1118.21	288.46	25.80	792	22.97	2.90	1910.03	311.43	16.30
14	KAIMUR (BHABUA)	1244.4	488.47	39.25	465.58	84.76	18.21	177.1	17.37	9.81	1887.07	590.6	31.30	924	16.98	1.84	2811.51	607.58	21.61
15	KATI HAR	2301.87	326.99	14.21	1334.23	84.84	6.36	436.74	10.88	2.49	4072.84	422.71	10.38	2319	32.63	1.41	6391.48	455.34	7.12
16	KHAGARIA	1258.39	303.27	24.10	545.4	47.77	8.76	154.56	8.85	5.73	1958.35	359.89	18.38	998	18.7	1.87	2956.44	378.59	12.81
17	KISHANGANJ	1149.04	212.76	18.52	643.98	52.61	8.17	296.46	10.93	3.69	2089.48	276.3	13.22	1208	17.01	1.41	3297.36	293.31	8.90
18	LAKHISARAI	641.87	258.29	40.24	299.8	30.98	10.33	123.69	11.03	8.92	1065.36	300.3	28.19	722	13.24	1.83	1787.45	313.54	17.54
19	MADHEPURA	1219.66	226.67	18.58	680.93	75.22	11.05	168.69	8.74	5.18	2069.27	310.63	15.01	1219	14.58	1.20	3288.68	325.21	9.89
20	MADHUBANI	1748.88	234.11	13.39	1662.82	115.33	6.94	388.7	27.14	6.98	3800.4	376.58	9.91	2363	25.18	1.07	6163.64	401.76	6.52
21	MUNGER	616.6	220.28	35.72	537.61	87.16	16.21	234.24	12.31	5.26	1388.44	319.75	23.03	1593	28.75	1.80	2981.16	348.5	11.69
22	MUZAFFARPUR	4183.81	510.87	12.21	4043.27	278.67	6.89	1251.64	44.53	3.56	9478.73	834.07	8.80	8394	138.32	1.65	17872.76	972.39	5.44
23	NALANDA	1822.22	551.85	30.28	1255.95	173.49	13.81	410.74	33.48	8.15	3488.92	758.82	21.75	2191	62.96	2.87	5680.4	821.78	14.47
24	NAWADA	1261.52	436.08	34.57	745.62	74.45	9.98	288.31	15.88	5.51	2295.44	526.41	22.93	1233	27.49	2.23	3528.84	553.9	15.70
25	PASHCHIM CHAMPARAN	2281.47	446.44	19.57	1590.83	110.63	6.95	521.65	21.76	4.17	4393.94	578.83	13.17	2391	39.44	1.65	6784.44	618.27	9.11
26	PATNA	8814.31	907.55	10.30	15548.77	1155.69	7.43	4940.7	110.08	2.23	29303.78	2173.32	7.42	52753	631.08	1.20	82056.77	2804.4	3.42
27	PURBI CHAMPARAN	3820.8	688.34	18.02	2217.49	161.87	7.30	649.36	24.46	3.77	6687.65	874.67	13.08	3545	52.59	1.48	10232.47	927.26	9.06
28	PURNIA	2650.19	473.1	17.85	2490.07	134.75	5.41	615.09	21.65	3.52	5755.35	629.5	10.94	3189	46.54	1.46	8943.91	676.04	7.56
29	ROHTAS	2002.68	857.12	42.80	1481.48	214.6	14.49	420.31	39.36	9.36	3904.48	1111.08	28.46	2298	46	2.00	6202.68	1157.08	18.65
30	SAHARSA	1185.41	226.07	19.07	861.63	83.11	9.65	165.7	8.96	5.41	2212.74	318.14	14.38	1354	17.65	1.30	3566.36	335.79	9.42
31	SAMASTIPUR	3157.27	733.52	23.23	1811.62	129.03	7.12	543.5	23.56	4.33	5512.39	886.11	16.07	3146	54.39	1.73	8658.68	940.5	10.86
32	SARAN	2282.28	415.97	18.23	1519.75	167.41	11.02	503.15	24.66	4.90	4305.19	608.04	14.12	2787	40.42	1.45	7091.73	648.46	9.14
33	SHEIKHPURA	422.42	133.41	31.58	265.51	31.65	11.92	92.76	8.57	9.24	780.69	173.63	22.24	487	7.27	1.49	1267.24	180.9	14.28
34	SHEOHAR	419.12	75.56	18.03	177.67	31.77	17.88	45.52	2.75	6.04	642.31	110.08	17.14	314	7.02	2.24	956.74	117.1	12.24
35	SITAMARHI	1578.02	363.59	23.04	1272.15	97.48	7.66	290.98	16.32	5.61	3141.15	477.39	15.20	1820	26.47	1.45	4961.47	503.86	10.16
36	SIWAN	3239.18	319.19	9.85	1522.33	119.93	7.88	552.25	22.8	4.13	5313.76	461.92	8.69	2061	39.44	1.91	7374.83	501.36	6.80
37	SUPAUL	1154.23	308.61	26.74	686	57.32	8.36	171.03	11.89	6.95	2011.26	377.82	18.79	1388	14.71	1.06	3399.66	392.53	11.55
38	VAISHALI	5420.12	457	8.43	1648.3	131.76	7.99	502.46	28.8	5.73	7570.89	617.56	8.16	2953	54.41	1.84	10524.38	671.97	6.38
	GRAND TOTAL	77278.56	15163.5	19.62	61013.95	5210.12	8.54	18689.56	815.74	4.36	156982.1	21189.4	13.50	132007	2005.7	1.52	288989.1	23195.08	8.03





STATE LEVEL BANKERS' COMMITTEE									
(CONVENOR- STATE BANK OF INDIA) FY : 2024-25									
Cases Pending with District Authorities for Disposal under SECTION 14 of SARFAESI as on 30.06.2024									
(Amt. in lakh)									
S.N.	Bank Name	Pending Cases as on 31.03.2024		Cases filed during the quarter - June 2024		Cases disposed during the quarter June 2024		Pending Cases as on 30.06.2024	
		No. of Acs	Amt	No. of Acs	Amt	No. of Acs	Amt	No. of Acs	Amt
	<b>LEAD BANKS</b>								
1	STATE BANK OF INDIA	18	227	16	142	10	140	24	229
2	CENTRAL BANK OF INDIA	96	2147	70	582	49	476	117	2253
3	PUNJAB NATIONAL BANK	192	1579	37	582	33	423	196	1738
4	CANARA BANK	30	1001	7	124	23	705	14	420
5	UCO BANK	15	213	0	0	0	0	15	213
6	BANK OF BARODA	10	641	0	0	0	0	10	641
7	UNION BANK OF INDIA	2	117	0	0	2	117	0	0
	<b>OTHER BANKS</b>								
8	BANK OF INDIA	27	1357	37	8003	16	5006	48	4354
9	BANK OF MAHARASHTRA	0	0	0	0	0	0	0	0
10	INDIAN BANK	38	1406	20	637	7	498	51	1545
11	INDIAN OVERSEAS BANK	4	159	0	0	0	0	4	159
12	PUNJAB AND SIND BANK	0	0	0	0	0	0	0	0
	Total Public Sector Bank	432	8847	187	10070	140	7365	479	11552
	<b>PRIVATE BANKS</b>								
13	IDBI	58	1317	4	110	13	616	49	811
14	ICICI BANK	27	1372	21	1263	13	521	35	2114
15	FEDERAL BANK	0	0	0	0	0	0	0	0
16	JAMMU KASHMIR BANK	0	0	0	0	0	0	0	0
17	SOUTH INDIAN BANK	0	0	0	0	0	0	0	0
18	AXIS BANK	0	0	0	0	0	0	0	0
19	HDFC BANK	4	217	1	1550	0	0	5	1767
20	INDUSIND BANK	0	0	0	0	0	0	0	0
21	KARNATAKA BANK	0	0	0	0	0	0	0	0
22	KOTAK MAHINDRA	0	0	0	0	0	0	0	0
23	YES BANK	0	0	0	0	0	0	0	0
24	BANDHAN BANK	0	0	0	0	0	0	0	0
25	RBL BANK	0	0	0	0	0	0	0	0
26	IDFC FIRST BANK Ltd	0	0	0	0	0	0	0	0
27	Karur Vysya Bank	0	0	0	0	0	0	0	0
	Total Private Sector Bank	89	2906	26	2923	26	1137	89	4692
	Total COMM. BANKS	521	11753	213	12993	166	8502	568	16244
	<b>CO-OPERATIVE BANKS</b>								
28	STATE CO-OP. BANK	0	0	0	0	0	0	0	0
	Total Cooperative Bank	0	0	0	0	0	0	0	0
	<b>REGIONAL RURAL BANKS</b>								
29	DAKSHIN BIHAR GRAMIN BANK	52	1487	1	87	5	275	48	1299
30	UTTAR BIHAR GRAMIN BANK	51	388	1	6	14	120	38	274
	Total Region Rural Bank	103	1875	2	93	19	395	86	1573
	<b>SMALL FINANCE BANK</b>								
31	JANA SFB	0	0	0	0	0	0	0	0
32	UTKARSH SFB	1	100	7	112	4	52	4	160
33	UJJIVAN SFB	0	0	0	0	0	0	0	0
34	ESAF SFB	0	0	0	0	0	0	0	0
35	UNITY SFB	0	0	0	0	0	0	0	0
	Total Small Financial Bank	1	100	7	112	4	52	4	160
	TOTAL FOR BIHAR	625	13728	222	13198	189	8949	658	17977

STATE LEVEL BANKERS' COMMITTEE									
(CONVENOR- STATE BANK OF INDIA) FY : 2024-25									
Cases Pending with District Authorities for Disposal under SECTION 14 of SARFAESI 30.06.2024									
(Amt. in lakh)									
S.N.	District	Pending Cases as on 31.03.2024		Cases filed during the quarter - June 2024		Cases disposed during the quarter June 2024		Pending Cases as on 30.06.2024	
		No. of Acs	Amt	No. of Acs	Amt	No. of Acs	Amt	No. of Acs	Amt
1	Araria	3	91	1	10	0	0	4	101
2	Arwal	3	72	1	30	0	0	4	102
3	Aurangabad	8	280	4	172	2	77	10	375
4	Banka	0	0	0	0	0	0	0	0
5	Begusarai	23	536	4	50	6	266	21	320
6	Bhagalpur	16	435	6	1636	2	34	20	2037
7	Bhojpur	9	307	5	158	5	57	9	408
8	Buxar	8	161	7	184	3	38	12	307
9	Darbhanga	15	525	0	0	0	0	15	525
10	East Champaran	30	484	19	349	18	367	31	466
11	Gaya	20	919	4	80	13	824	11	175
12	Gopalganj	17	209	2	50	6	151	13	108
13	Jamui	3	31	1	2	0	0	4	33
14	Jehanabad	8	111	0	0	0	0	8	111
15	Kaimur	4	74	9	229	5	120	8	183
16	Katihar	12	190	2	17	4	32	10	175
17	Khagaria	11	380	0	0	4	177	7	203
18	Kishanganj	19	158	6	50	8	48	17	160
19	Lakhisarai	1	15	1	12	0	0	2	27
20	Madhepura	10	159	1	13	2	37	9	135
21	Madhubani	3	33	0	0	2	19	1	14
22	Munger	13	591	0	0	2	30	11	561
23	Muzaffarpur	61	1030	9	206	19	735	51	501
24	Nalanda	49	741	6	84	4	62	51	763
25	Nawada	3	29	1	16	0	0	4	45
26	Patna	38	1022	23	8043	23	4774	38	4291
27	Purnea	41	1024	21	700	11	174	51	1550
28	Rohtas	50	379	22	279	2	41	70	617
29	Saharsa	13	699	0	0	3	351	10	348
30	Samastipur	7	566	1	52	1	78	7	540
31	Saran	20	228	10	75	8	32	22	271
32	Sheikhpura	7	140	1	17	3	77	5	80
33	Sheohar	3	40	5	88	0	0	8	128
34	Sitamarhi	9	132	0	0	2	35	7	97
35	Siwan	37	521	21	151	24	99	34	573
36	Supaul	3	165	3	47	1	127	5	85
37	Vaishali	23	835	8	123	3	49	28	909
38	West Champaran	25	416	18	275	3	38	40	653
<b>Total</b>		<b>625</b>	<b>13728</b>	<b>222</b>	<b>13198</b>	<b>189</b>	<b>8949</b>	<b>658</b>	<b>17977</b>

STATE LEVEL BANKERS' COMMITTEE BIHAR, PATNA			
(CONVENOR- STATE BANK OF INDIA)			
CERTIFICATE CASES FY : 2024 - 25 AS ON 30.06.2024			
			Amt. (in Crore)
SL.NO.	Bank Name	No of cases pending 30.06.2024	
		No.	Amt.
	<b>LEAD BANKS</b>		
1	STATE BANK OF INDIA	139097	1109
2	BANK OF BARODA	3841	35
3	CANARA BANK	8138	41
4	CENTRAL BANK OF INDIA	50270	300
5	PUNJAB NATIONAL BANK	2219	55
6	UNION BANK OF INDIA	0	0
7	UCO BANK	27006	473
	<b>OTHER BANKS</b>		
8	BANK OF INDIA	9034	95
9	BANK OF MAHARASHTRA	1176	35
10	INDIAN BANK	38	12
11	INDIAN OVERSEAS BANK	1144	49
12	PUNJAB AND SIND BANK	17	0
	<b>TOTAL PUBLIC SECTOR BANKS</b>	<b>241980</b>	<b>2204</b>
	<b>PRIVATE BANKS</b>		
13	AXIS BANK	0	0
14	BANDHAN BANK	0	0
15	FEDERAL BANK	0	0
16	HDFC BANK	0	0
17	ICICI BANK	0	0
18	IDBI BANK	665	15
19	INDUSIND BANK	0	0
20	J & K BANK	0	0
21	KARNATAKA BANK	0	0
22	KOTAK MAHINDRA BANK	0	0
23	SOUTH INDIAN BANK	0	0
24	YES BANK	0	0
25	KARUR VYSYA BANK	0	0
26	IDFC FIRST BANK	0	0
27	RBL BANK	0	0
	<b>TOTAL PRIVATE SECTOR BANKS</b>	<b>665</b>	<b>15</b>
	<b>Total COMM. BANKS</b>	<b>242645</b>	<b>2219</b>
	<b>CO-OPERATIVE BANKS</b>		
28	STATE CO-OP. BANK	11187	95
	<b>TOTAL CO-OPERATIVE BANKS</b>	<b>11187</b>	<b>95</b>
	<b>REGIONAL RURAL BANKS</b>		
29	DAKSHIN BIHAR GRAMIN BANK	83151	1345
30	UTTAR BIHAR GRAMIN BANK	25113	499
	<b>TOTAL REGIONAL RURAL BANKS</b>	<b>108264</b>	<b>1844</b>
	<b>SMALL FINANCE BANK</b>		
31	JANA SMALL FIN. BANK	0	0
32	UJJIVAN SMALL FIN. BANK	0	0
33	UTKARSH SMALL FIN. BANK	0	0
34	ESAF SMALL FIN. BANK	0	0
35	UNITY SMALL FINANCE BANK	0	0
	<b>TOTAL SMALL FINANCE BANK</b>	<b>0</b>	<b>0</b>
	<b>GRAND TOTAL</b>	<b>362096</b>	<b>4159</b>

<b>STATE LEVEL BANKERS' COMMITTEE BIHAR, PATNA</b>			
<b>(CONVENOR- STATE BANK OF INDIA)</b>			
<b>CERTIFICATE CASES AS FY : 2024 - 25 AS ON 30.06.2024</b>			
			<b>Amt. (in Crore)</b>
<b>SL.NO.</b>	<b>District Name</b>	<b>No of cases pending 30.06.2024</b>	
		<b>No.</b>	<b>Amt.</b>
1	ARARIA	6834	59
2	ARWAL	2728	42
3	AURANGABAD	7269	94
4	BANKA	28080	329
5	BEGUSARAI	13226	172
6	BHAGALPUR	30221	372
7	BHOJPUR	9721	148
8	BUXAR	6261	115
9	DARBHANGA	2623	30
10	GAYA	5756	64
11	GOPALGANJ	6741	76
12	JAMUI	5327	69
13	JEHANABAD	3649	51
14	KAIMUR (BHABUA)	15045	174
15	KATIHAR	10992	106
16	KHAGARIA	7181	97
17	KISHANGANJ	9001	84
18	LAKHISARAI	5725	81
19	MADHEPURA	7463	76
20	MADHUBANI	4067	43
21	MUNGER	9617	101
22	MUZAFFARPUR	18522	172
23	NALANDA	11326	132
24	NAWADA	6283	97
25	PASHCHIM CHAMPARAN	16031	112
26	PATNA	6860	145
27	PURBI CHAMPARAN	16805	168
28	PURNIA	11692	100
29	ROHTAS	13547	237
30	SAHARSA	5794	65
31	SAMASTIPUR	13687	133
32	SARAN	8681	107
33	SHEIKHPURA	4623	48
34	SHEOHAR	7426	43
35	SITAMARHI	6774	48
36	SIWAN	5809	63
37	SUPAUL	5504	61
38	VAISHALI	5205	48
	<b>GRAND TOTAL</b>	<b>362096</b>	<b>4159</b>

STATE LEVEL BANKERS' COMMITTEE BIHAR, PATNA															
(CONVENOR- STATE BANK OF INDIA) FY: 2024 - 25															
BANK WISE TOTAL LOANS OUTSTANDING TO MINORITY COMMUNITIES AS ON 30.06.2024															
SR.	NAME OF BANK	No. in Actual and Amount in Crore													
		CHRISTIANS		MUSLIMS		BUDDHISTS		SIKHS		ZORASTRIANS		JAINS		TOTAL	
		No.	Amt.	No.	Amt.	No.	Amt.	No.	Amt.	No.	Amt.	No.	Amt.	No.	Amt.
	<b>LEAD BANKS</b>														
1	STATE BANK OF INDIA	3168	59.19	102904	3748.67	11990	32.51	2263	32.03	369	0.96	128	6.83	120822	3880.19
2	BANK OF BARODA	22	0.71	8758	150.71	36	1.17	49	2.46	4	0.04	37	4.8	8906	159.89
3	CANARA BANK	1975	52.74	14144	453.97	1869	65.07	2008	68.51	40	1	487	15.55	20523	656.84
4	CENTRAL BANK OF INDIA	3124	40.16	144	3.73	360	7.07	91	5.22	3	0.02	35	3.98	3757	60.18
5	PUNJAB NATIONAL BANK	160	4.53	20531	377.14	10	0.2	73	4.49	1	0.07	43	3.62	20818	390.05
6	UNION BANK OF INDIA	115	4.32	12568	228.35	20	0.25	71	3.48	2	0.34	40	2.47	12816	239.21
7	UCO BANK	127	4.03	19446	178.97	10	0.03	101	2.02	0	0	10	0.33	19694	185.38
	<b>OTHER BANKS</b>														
8	BANK OF INDIA	92	3.05	12967	230.15	5	0.08	60	4.33	0	0	29	2.67	13153	240.28
9	BANK OF MAHARASHTRA	6	0.34	1160	37.75	5	0.2	7	0.39	0	0	8	0.15	1186	38.83
10	INDIAN BANK	310	20.91	13926	292.88	20	0.52	109	3.53	3	0.02	9	1.49	14377	319.35
11	INDIAN OVERSEAS BANK	22	3.77	517	14.37	1	0	2	0.03	0	0	1	0.14	543	18.31
12	PUNJAB AND SIND BANK	0	0	54	2.37	0	0	11	0.38	0	0	1	0.01	66	2.76
	<b>Total Public Sector Bank</b>	<b>9121</b>	<b>193.75</b>	<b>207119</b>	<b>5719.06</b>	<b>14326</b>	<b>107.1</b>	<b>4845</b>	<b>126.87</b>	<b>422</b>	<b>2.45</b>	<b>828</b>	<b>42.04</b>	<b>236661</b>	<b>6191.27</b>
	<b>PRIVATE BANKS</b>														
13	AXIS BANK	86	4.62	35204	263.37	11	0.53	74	3.52	1	0	35	1.53	35411	273.57
14	BANDHAN BANK	353	1.82	399014	2128.85	96	0.6	86	0.69	9	0.06	327	1.28	399885	2133.3
15	FEDERAL BANK	162	2.1	6979	52.18	214	4.9	11	0.37	0	0	29	0.08	7395	59.63
16	HDFC BANK	462	1.63	121981	694.58	0	0	42	7.79	1	0	33	15.6	122519	719.6
17	ICICI BANK	80	7.56	15827	523.12	38	5	63	11.03	4	0.16	20	2.62	16032	549.49
18	IDBI BANK	23	1.6	10001	126.57	4	0.6	15	1.16	0	0	22	2.69	10065	132.62
19	INDUSIND BANK	2688	5.86	766083	1875.46	561	1.4	6	0.07	0	0	2	0.06	769340	1882.85
20	J & K BANK	3	0.24	139	11.5	0	0	1	0	0	0	0	0	143	11.74
21	KARNATAKA BANK	0	0	6	0.24	0	0	2	1.21	0	0	0	0	8	1.45
22	KOTAK MAHINDRA BANK	12	0.61	2226	83.18	0	0	12	0.4	0	0	2	0.14	2252	84.33
23	SOUTH INDIAN BANK	0	0	0	0	0	0	0	0	0	0	0	0	0	0
24	YES BANK	5	0.02	1328	7.95	0	0	4	1	0	0	17	0.19	1354	9.16
25	KARUR VYSYA BANK	0	0	4	0.14	0	0	0	0	0	0	0	0	4	0.14
26	IDFC FIRST BANK	36	0.09	30175	81.09	8	0.01	256	0.84	7	0.02	3	0	30485	82.05
27	RBL BANK	141	0.41	239506	665.42	5	0.01	7	0.02	2	0.01	18	0.07	239679	665.94
	<b>Total Private Sector Bank</b>	<b>4051</b>	<b>26.56</b>	<b>1628473</b>	<b>6513.65</b>	<b>937</b>	<b>13.05</b>	<b>579</b>	<b>28.1</b>	<b>24</b>	<b>0.25</b>	<b>508</b>	<b>24.26</b>	<b>1634572</b>	<b>6605.87</b>
	<b>Total COMM. BANKS</b>	<b>13172</b>	<b>220.31</b>	<b>1835592</b>	<b>12232.71</b>	<b>15263</b>	<b>120.15</b>	<b>5424</b>	<b>154.97</b>	<b>446</b>	<b>2.7</b>	<b>1336</b>	<b>66.3</b>	<b>1871233</b>	<b>12797.14</b>
	<b>CO-OPERATIVE BANKS</b>														
28	STATE CO-OP. BANK	2034	6.83	21063	29.88	320	48.02	5	0.38	2	0.44	0	0	23424	85.55
	<b>Total Cooperative Bank</b>	<b>2034</b>	<b>6.83</b>	<b>21063</b>	<b>29.88</b>	<b>320</b>	<b>48.02</b>	<b>5</b>	<b>0.38</b>	<b>2</b>	<b>0.44</b>	<b>0</b>	<b>0</b>	<b>23424</b>	<b>85.55</b>
	<b>REGIONAL RURAL BANKS</b>														
29	DAKSHIN BIHAR GRAMIN BANK	143	2.36	12122	108.42	20	0.82	18	0.27	3	0.01	40	0.36	12346	112.24
30	UTTAR BIHAR GRAMIN BANK	76	1.33	57683	519.63	8	0.05	75	1.7	1	0.01	367	4.02	58210	526.74
	<b>Total Region Rural Bank</b>	<b>219</b>	<b>3.69</b>	<b>69805</b>	<b>628.05</b>	<b>28</b>	<b>0.87</b>	<b>93</b>	<b>1.97</b>	<b>4</b>	<b>0.02</b>	<b>407</b>	<b>4.38</b>	<b>70556</b>	<b>638.98</b>
	<b>SMALL FINANCE BANK</b>														
31	JANA SMALL FIN. BANK	1113	3.56	45769	118.75	6545	26.57	4	0.01	0	0	170	0.46	53601	149.35
32	UJJIVAN SMALL FIN. BANK	134	0.52	67994	253.93	32	0.2	65	0.22	5	0.03	16	0.07	68246	254.97
33	UTKARSH SMALL FIN. BANK	414	1.77	72905	298.22	117	0.25	99	0.3	41	0.08	747	3.23	74323	303.85
34	ESAF SMALL FIN. BANK	71	0.2	17944	58.34	1	0	14	0.27	0	0	0	0	18030	58.81
35	UNITY SMALL FINANCE BANK	18	0.05	33391	87.9	160	0.71	17	0.01	300	1.33	13	0.05	33899	90.05
	<b>Total Small Financial Bank</b>	<b>1750</b>	<b>6.1</b>	<b>238003</b>	<b>817.14</b>	<b>6855</b>	<b>27.73</b>	<b>199</b>	<b>0.81</b>	<b>346</b>	<b>1.44</b>	<b>946</b>	<b>3.81</b>	<b>248099</b>	<b>857.03</b>
	<b>TOTAL FOR BIHAR</b>	<b>17175</b>	<b>236.93</b>	<b>2164463</b>	<b>13707.78</b>	<b>22466</b>	<b>196.77</b>	<b>5721</b>	<b>158.13</b>	<b>798</b>	<b>4.6</b>	<b>2689</b>	<b>74.49</b>	<b>2213312</b>	<b>14378.7</b>



## STATE LEVEL BANKERS' COMMITTEE BIHAR, PATNA

(CONVENOR- STATE BANK OF INDIA) FY : 2024 - 25

## DISTRICT WISE TOTAL LOANS OUTSTANDING TO MINORITY COMMUNITIES AS ON 30.06.2024

No. in Actual and Amount in Crore

SR.	NAME OF BANK	CHRISTIANS		MUSLIMS		BUDDHISTS		SIKHS		ZORASTRIANS		JAINS		TOTAL	
		No.	Amt.	No.	Amt.	No.	Amt.	No.	Amt.	No.	Amt.	No.	Amt.	No.	Amt.
1	ARARIA	251	6.3	94283	764.16	65	1.36	86	2.28	2	0.15	124	5.31	94811	779.56
2	ARWAL	36	0.36	2753	26.47	10	0.25	24	0.38	0	0	12	0.06	2835	27.52
3	AURANGABAD	123	3.07	11586	123.58	42	0.47	65	5.86	8	0.3	88	0.92	11912	134.2
4	BANKA	98	1.97	12135	93.59	27	0.51	72	0.99	0	0	20	0.12	12352	97.18
5	BEGUSARAI	178	2.97	41565	294.79	1589	11.52	81	1.66	1	0.04	92	1.45	43506	312.43
6	BHAGALPUR	214	5.94	42228	378.43	614	3.89	101	3.58	1	0	75	7.35	43233	399.19
7	BHOJPUR	165	1.85	41743	173.43	30	0.31	73	2.6	0	0	83	8.07	42094	186.26
8	BUXAR	51	2.93	7560	63.39	28	0.64	49	2.92	0	0	35	0.55	7723	70.43
9	DARBHANGA	308	6.47	41641	429.58	959	7.08	79	6.31	4	0.07	57	2.48	43048	451.99
10	GAYA	2642	16.37	98374	495.2	11861	31.92	1168	7.73	366	0.92	186	9.24	114597	561.38
11	GOPALGANJ	137	1.72	22321	233.84	92	2.67	85	1.77	2	0.09	56	0.41	22693	240.5
12	JAMUI	204	2.94	12850	108.62	64	0.2	75	0.95	1	0.01	43	0.31	13237	113.03
13	JEHANABAD	6	0.15	4730	43.97	5	0.48	11	0.99	0	0	4	0.11	4756	45.7
14	KAIMUR (BHABUA)	46	0.79	7930	86.36	10	0.17	22	0.48	0	0	23	0.3	8031	88.1
15	KATIHAR	3116	23.35	84821	818.18	66	1.17	251	4.63	2	0.01	46	0.39	88302	847.73
16	KHAGARIA	71	1.38	9220	87.2	31	0.5	47	0.59	5	0.08	28	0.37	9402	90.12
17	KISHANGANJ	682	8.57	120993	1075.69	72	0.59	53	1.96	0	0	112	3.66	121912	1090.47
18	LAKHISARAI	17	0.2	2958	24.67	4	0.01	28	0.33	5	0.04	13	0.17	3025	25.42
19	MADHEPURA	142	2.01	35348	181.81	45	0.39	69	0.31	0	0	51	0.58	35655	185.1
20	MADHUBANI	178	3.27	46233	391.98	36	0.54	70	1.67	5	0.06	55	0.86	46577	398.38
21	MUNGER	108	1.74	7460	91.79	41	1.16	89	2.03	6	0.03	34	0.6	7738	97.35
22	MUZAFFARPUR	798	10.53	105105	687.17	1365	11.02	380	14.01	7	0.08	200	1.65	107855	724.46
23	NALANDA	185	5.7	14983	129.61	263	2.45	69	3.34	5	0.44	50	0.77	15555	142.31
24	NAWADA	59	1.22	11653	101.02	43	1.82	15	0.23	0	0	47	0.22	11817	104.51
25	PASHCHIM CHAMPARAN	541	14.62	41856	413.16	110	2.27	179	3.68	3	0	100	1.22	42789	434.95
26	PATNA	1464	55.15	344535	1748.77	2665	36.75	672	55.4	309	1.83	257	10.33	349902	1908.23
27	PURBI CHAMPARAN	354	8.18	79307	622.94	609	51.3	246	2.36	8	0.01	162	1.42	80686	686.21
28	PURNIA	868	10.16	118692	1039.87	500	4.63	141	4.34	5	0.03	135	8.29	120341	1067.32
29	ROHTAS	134	2.75	15216	159.83	84	1.72	324	7.06	14	0.04	42	0.33	15814	171.73
30	SAHARSA	260	3.29	18832	170.98	35	0.25	66	0.99	1	0.01	13	0.1	19207	175.62
31	SAMASTIPUR	341	5.24	29690	278.23	127	2.56	219	3.33	6	0.08	80	0.9	30463	290.34
32	SARAN	227	3.42	22539	220.25	134	1.91	125	2.39	11	0.07	79	1.01	23115	229.05
33	SHEIKHPURA	95	2.01	2662	28.45	54	1.07	40	0.59	3	0.05	28	0.38	2882	32.55
34	SHEOHAR	17	0.26	4388	40.95	39	0.38	17	0.29	1	0	8	0.24	4470	42.12
35	SITAMARHI	123	2.63	24951	236.93	120	3.27	253	3.53	0	0	52	0.78	25499	247.14
36	SIWAN	1789	7.99	178404	693.2	268	2.34	113	2.14	6	0.04	69	1.21	180649	706.92
37	SUPAUL	347	4.12	15591	177.65	77	0.93	68	1.67	1	0	30	0.91	16114	185.28
38	VAISHALI	800	5.31	387327	972.04	282	6.27	196	2.76	10	0.12	100	1.42	388715	987.92
	<b>TOTAL</b>	<b>17175</b>	<b>236.93</b>	<b>2164463</b>	<b>13707.78</b>	<b>22466</b>	<b>196.77</b>	<b>5721</b>	<b>158.13</b>	<b>798</b>	<b>4.6</b>	<b>2689</b>	<b>74.49</b>	<b>2213312</b>	<b>14378.7</b>

STATE LEVEL BANKERS' COMMITTEE BIHAR, PATNA									
(CONVENOR- STATE BANK OF INDIA) FY : 2024 - 25									
BANK WISE TOTAL PROGRESS UNDER PRADHAN MANTRI MUDRA YOJNA (PMMY) - DISBURSEMENT AS ON 30.06.2024									
No. in Actual and Amount in Crore									
SR.	NAME OF BANK	Shishu		Kishor		Tarun		Total	
		Account	Amount	Account	Amount	Account	Amount	Account	Amount
	<b>LEAD BANKS</b>								
1	STATE BANK OF INDIA	7786	16.69	23139	288.81	11489	619.96	42414	925.46
2	BANK OF BARODA	804	1.09	7200	85.4	3650	160.18	11654	246.67
3	CANARA BANK	603	1.78	3837	92.38	1123	94.39	5563	188.55
4	CENTRAL BANK OF INDIA	6050	80.18	8642	103.4	4643	202.81	19335	386.39
5	PUNJAB NATIONAL BANK	1373	2.14	2942	53.98	1680	124.13	5995	180.25
6	UNION BANK OF INDIA	885	3.46	3351	70.75	1066	89.88	5302	164.09
7	UCO BANK	258	0.6	859	19.12	256	15.89	1373	35.61
	<b>OTHER BANKS</b>								
8	BANK OF INDIA	383	0.74	1138	30.4	491	36.81	2012	67.95
9	BANK OF MAHARASHTRA	117	0.25	609	9.75	143	9.79	869	19.79
10	INDIAN BANK	713	1.34	4426	50.86	2718	123.73	7857	175.93
11	INDIAN OVERSEAS BANK	75	0.23	141	3.56	61	4.68	277	8.47
12	PUNJAB AND SIND BANK	14	0.03	16	0.62	21	1.84	51	2.49
	<b>Total Public Sector Bank</b>	<b>19061</b>	<b>108.53</b>	<b>56300</b>	<b>809.03</b>	<b>27341</b>	<b>1484.09</b>	<b>102702</b>	<b>2401.65</b>
	<b>PRIVATE BANKS</b>								
13	AXIS BANK	21770	81.79	3792	53.51	450	35.78	26012	171.08
14	BANDHAN BANK	95314	366.76	138663	1452.76	512	34.23	234489	1853.75
15	FEDERAL BANK	1608	7.83	40	1.13	70	5.36	1718	14.32
16	HDFC BANK	1431	6.52	3086	37.64	1439	95.33	5956	139.49
17	ICICI BANK	871	2.04	3999	83.32	512	32.2	5382	117.56
18	IDBI BANK	3	0.02	53	1.84	108	8.64	164	10.5
19	INDUSIND BANK	282900	937.83	137306	1035.46	168	13.22	420374	1986.51
20	J & K BANK	24	0.05	25	0.85	5	0.37	54	1.27
21	KARNATAKA BANK	0	0	1	0.05	0	0	1	0.05
22	KOTAK MAHINDRA BANK	0	0	0	0	0	0	0	0
23	SOUTH INDIAN BANK	0	0	0	0	0	0	0	0
24	YES BANK	7374	31.29	883	5.04	6	0.48	8263	36.81
25	KARUR VYSYA BANK	0	0	0	0	0	0	0	0
26	IDFC FIRST BANK	24121	86.59	2996	28.02	48	3.54	27165	118.15
27	RBL BANK	31737	130.29	0	0	0	0	31737	130.29
	<b>Total Private Sector Bank</b>	<b>467153</b>	<b>1651.01</b>	<b>290844</b>	<b>2699.62</b>	<b>3318</b>	<b>229.15</b>	<b>761315</b>	<b>4579.78</b>
	<b>Total COMM. BANKS</b>	<b>486214</b>	<b>1759.54</b>	<b>347144</b>	<b>3508.65</b>	<b>30659</b>	<b>1713.24</b>	<b>864017</b>	<b>6981.43</b>
	<b>CO-OPERATIVE BANKS</b>								
28	STATE CO-OP. BANK	0	0	0	0	0	0	0	0
	<b>Total Cooperative Bank</b>	<b>0</b>	<b>0</b>	<b>0</b>	<b>0</b>	<b>0</b>	<b>0</b>	<b>0</b>	<b>0</b>
	<b>REGIONAL RURAL BANKS</b>								
29	DAKSHIN BIHAR GRAMIN BANK	157	0.54	235	2.62	227	2.76	619	5.92
30	UTTAR BIHAR GRAMIN BANK	6078	15.46	63310	392.52	26532	185.67	95920	593.65
	<b>Total Region Rural Bank</b>	<b>6235</b>	<b>16</b>	<b>63545</b>	<b>395.14</b>	<b>26759</b>	<b>188.43</b>	<b>96539</b>	<b>599.57</b>
	<b>SMALL FINANCE BANK</b>								
31	JANA SMALL FIN. BANK	549	2.55	216	1.66	0	0	765	4.21
32	UJJIVAN SMALL FIN. BANK	30874	146.35	26928	211.59	0	0	57802	357.94
33	UTKARSH SMALL FIN. BANK	88204	372.73	51557	366.51	0	0	139761	739.24
34	ESAF SMALL FIN. BANK	4521	18.34	631	4.1	0	0	5152	22.44
35	UNITY SMALL FINANCE BANK	0	0	0	0	0	0	0	0
	<b>Total Small Financial Bank</b>	<b>124148</b>	<b>539.97</b>	<b>79332</b>	<b>583.86</b>	<b>0</b>	<b>0</b>	<b>203480</b>	<b>1123.83</b>
	<b>TOTAL FOR BIHAR</b>	<b>616597</b>	<b>2315.51</b>	<b>490021</b>	<b>4487.65</b>	<b>57418</b>	<b>1901.67</b>	<b>1164036</b>	<b>8704.83</b>

STATE LEVEL BANKERS' COMMITTEE BIHAR, PATNA									
(CONVENOR- STATE BANK OF INDIA) FY : 2024 - 25									
DISTRICT WISE TOTAL PROGRESS UNDER PRADHAN MANTRI MUDRA YOJNA (PMMY) - DISBURSEMENT AS ON 30.06.2024									
No. in Actual and Amount in Crore									
SR.	NAME OF BANK	Shishu		Kishor		Tarun		Total	
		Account	Amount	Account	Amount	Account	Amount	Account	Amount
1	ARARIA	20701	76.43	17816	176.46	1334	46.22	39851	199.08
2	ARWAL	2764	10.89	1243	13.53	144	8.82	4151	30.6
3	AURANGABAD	9574	38.4	6541	61.57	581	33.63	16696	110.43
4	BANKA	13040	46.4	6737	67.63	288	16.13	20065	108.93
5	BEGUSARAI	26987	95.39	22722	202.85	1065	56.05	50774	246.83
6	BHAGALPUR	21525	78.56	17022	172.74	930	56.12	39477	213.24
7	BHOJPUR	8522	32.91	6168	59.63	629	36.42	15319	102.24
8	BUXAR	7005	27.96	4679	46.9	402	24.48	12086	80.4
9	DARBHANGA	20526	73.08	23381	182.24	2990	65.78	46897	211.94
10	GAYA	25582	93.86	17041	139.22	1310	63.08	43933	250.8
11	GOPALGANJ	10813	40.95	11810	101.75	1851	41.95	24474	123.85
12	JAMUI	11175	39.45	7900	74.55	360	20.36	19435	99.26
13	JEHANABAD	3426	12.9	3723	36.22	278	14.76	7427	40.56
14	KAIMUR (BHABUA)	5846	22.3	4202	39.32	295	18.33	10343	62.93
15	KATI HAR	19423	67.65	16426	150.09	1651	55.45	37500	190.75
16	KHAGARIA	11197	42.48	7875	78.74	464	27.89	19536	112.85
17	KISHANGANJ	14307	49.33	13103	132.21	643	22.64	28053	121.3
18	LAKHISARAI	4301	16.41	3744	39.29	218	13.51	8263	46.33
19	MADHEPURA	10228	34.97	9436	88.62	1038	32.8	20702	102.74
20	MADHUBANI	25417	85.27	21474	175.65	4429	86.67	51320	257.21
21	MUNGER	8902	31.31	5834	56.48	425	24.93	15161	87.55
22	MUZAFFARPUR	38606	148.95	29906	260.17	3798	121.17	72310	419.07
23	NALANDA	10302	39.86	7835	80.3	815	45.89	18952	125.61
24	NAWADA	11137	43.26	8235	75.19	447	27.41	19819	113.93
25	PASHCHIM CHAMPARAN	16062	65.84	13218	112.25	2501	65.73	31781	197.41
26	PATNA	67583	280.34	32482	346.77	3817	212.58	103882	773.26
27	PURBI CHAMPARAN	25011	100.98	22749	202.34	4682	106.9	52442	308.86
28	PURNIA	16410	62.93	17940	162.34	2521	76.47	36871	202.33
29	ROHTAS	16456	59.07	9415	87.68	796	46.74	26667	164.88
30	SAHARSA	9887	35.92	8882	75.95	893	24.78	19662	96.62
31	SAMASTIPUR	31250	111.74	23927	224.11	1408	74.98	56585	298.46
32	SARAN	22576	89.5	18607	168.87	4591	86.34	45774	265.34
33	SHEIKHPURA	2563	9.81	1429	16.93	225	13.24	4217	32.86
34	SHEOHAR	1880	6.52	1903	19.5	352	9.69	4135	22.73
35	SITAMARHI	15509	53.38	13983	115.91	2421	52.51	31913	159.27
36	SIWAN	16275	65.01	19473	166.16	2549	60.42	38297	190.44
37	SUPAUL	6581	23.51	7431	68.44	1187	37.69	15199	84.71
38	VAISHALI	27248	101.99	23729	209.05	3090	73.11	54067	277.09
	<b>TOTAL</b>	<b>616597</b>	<b>2315.51</b>	<b>490021</b>	<b>4487.65</b>	<b>57418</b>	<b>1901.67</b>	<b>1164036</b>	<b>8704.83</b>



**STATE LEVEL BANKERS' COMMITTEE BIHAR, PATNA**  
(CONVENOR- STATE BANK OF INDIA) FY : 2024 - 25

**DISTRICT WISE TOTAL OUTSTANDING & NPA OF PRADHAN MANTRI MUDRA AS ON 30.06.2024**

No. in Actual and Amount in Crore

SR.	NAME OF BANK	Shishu (Loans up to Rs. 50,000)				Kishore (Loans from Rs. 50,001 to Rs. 5.00 Lakh)				Tarun (Loans from Rs. 5.00 to Rs. 10.00 Lakh)				Total (Loans up to Rs. 10.00 Lakh)				% Age NPA	
		Total Outstanding as of quarter ended		Out of which under NPA		Total Outstanding as of quarter ended		Out of which under NPA		Total Outstanding as of quarter ended		Out of which under NPA		Total Outstanding as of quarter ended		Out of which under NPA		No.	Amt.
		No.	Amt.	No.	Amt.	No.	Amt.	No.	Amt.	No.	Amt.	No.	Amt.	No.	Amt.				
1	ARARIA	143133	301.26	6254	13.08	127140	885.24	3305	30.85	14233	343.79	252	10.82	284506	1530.29	9811	54.75	3.45	3.58
2	ARWAL	18011	42.44	1150	2.38	10069	83.37	917	12.26	899	60.47	118	8.39	28979	186.28	2185	23.03	7.54	12.36
3	AURANGABAD	73605	164.14	5857	13.16	50333	350.76	3639	43.27	2684	172.05	244	13.45	126622	686.95	9740	69.88	7.69	10.17
4	BANKA	74165	163.97	5213	8.00	51634	365.97	2471	20.02	1524	89.26	113	5.31	127323	619.20	7797	33.33	6.12	5.38
5	BEGUSARAI	198949	394.17	11728	19.84	159626	951.10	6710	47.48	3691	213.55	342	15.08	362266	1558.82	18780	82.40	5.18	5.29
6	BHAGALPUR	131836	296.66	8067	14.95	117340	818.64	5001	41.69	4414	272.11	349	17.28	253590	1387.41	13417	73.92	5.29	5.33
7	BHOJPUR	59777	142.81	5361	17.07	44231	315.12	3819	40.47	2976	167.95	313	15.57	106984	625.88	9493	73.11	8.87	11.68
8	BUXAR	49818	114.07	5204	12.87	36654	272.20	3522	46.82	1982	117.39	254	14.16	88454	503.66	8980	73.85	10.15	14.66
9	DARBHANGA	186264	415.41	11362	24.02	132296	1001.67	5432	42.43	25433	586.90	352	16.48	343993	2003.98	17146	82.93	4.98	4.14
10	GAYA	189936	418.91	8434	19.40	173932	1001.40	9772	141.20	6066	353.18	579	34.69	369934	1773.49	18785	195.29	5.08	11.01
11	GOPALGANJ	89882	208.34	7317	10.04	70581	600.04	3308	27.94	14174	386.61	414	16.03	174637	1194.99	11039	54.01	6.32	4.52
12	JAMUI	68650	142.60	3707	6.40	53842	338.24	2029	18.40	1516	93.90	217	13.69	124008	574.74	5953	38.49	4.80	6.70
13	JEHANABAD	30275	66.12	2539	7.52	24602	193.74	1988	26.08	1354	82.38	201	13.01	56231	342.24	4728	46.61	8.41	13.62
14	KAIMUR (BHABUA)	34619	78.22	5436	9.76	31699	219.23	2967	34.43	1508	90.55	215	11.13	67826	388.00	8618	55.32	12.71	14.26
15	KATI HAR	132148	287.16	6704	10.98	114692	855.69	4007	30.89	14293	431.34	242	11.55	261133	1574.19	10953	53.42	4.19	3.39
16	KHAGARIA	96249	196.00	4981	8.28	62890	401.90	2674	22.60	1609	93.41	169	7.71	160748	691.31	7824	38.59	4.87	5.58
17	KISHANGANJ	69419	150.81	3405	8.87	88810	634.15	2104	19.01	8740	174.29	98	4.45	166969	959.25	5607	32.33	3.36	3.37
18	LAKHISARAI	30462	66.80	1563	2.48	28115	192.94	1046	7.93	879	52.39	61	3.20	59456	312.13	2670	13.61	4.49	4.36
19	MADHEPURA	85575	171.98	5148	10.22	64985	496.11	2411	22.02	10731	247.47	205	8.77	161291	915.56	7764	41.01	4.81	4.48
20	MADHUBANI	189777	383.51	9509	23.30	114124	1011.06	4256	44.84	32715	831.86	330	17.83	336616	2226.43	14095	85.97	4.19	3.86
21	MUNGER	53098	113.28	5356	10.00	42147	295.62	2675	28.29	1824	119.66	240	14.41	97069	528.56	8271	52.70	8.52	9.97
22	MUZAFFARPUR	356774	784.17	16079	34.21	187900	1303.64	9419	85.71	21916	661.92	1018	55.12	566590	2749.73	26516	175.04	4.68	6.37
23	NALANDA	65034	149.59	4334	9.76	55726	454.28	5473	71.86	3765	231.19	405	21.55	124525	835.06	10212	103.17	8.20	12.35
24	NAWADA	68586	152.78	4312	10.79	56696	368.52	2803	24.77	2845	169.81	287	14.69	128127	691.11	7402	50.25	5.78	7.27
25	PASHCHIM CHAMPARAN	140931	326.56	24914	41.74	90283	781.13	7907	46.20	22488	561.05	414	20.08	253702	1668.74	33235	108.02	13.10	6.47
26	PATNA	712601	1710.49	28823	68.56	231960	1647.04	15426	148.38	16421	960.28	2097	116.66	960982	4317.81	46346	333.60	4.82	7.73
27	PURBI CHAMPARAN	183439	416.18	21069	36.22	153657	1065.53	8136	57.41	15706	540.72	485	25.18	352802	2022.43	29690	118.81	8.42	5.87
28	PURNIA	116646	264.10	7419	14.75	123802	860.22	4454	36.07	13818	424.22	444	19.67	254266	1548.54	12317	70.49	4.84	4.55
29	ROHTAS	117096	242.52	10791	17.64	65510	458.75	5405	67.08	4304	268.46	734	46.00	186910	969.73	16930	130.72	9.06	13.48
30	SAHARSA	83201	166.05	5906	11.52	61210	492.34	2940	28.80	11124	268.85	266	14.33	155535	927.24	9112	54.65	5.86	5.89
31	SAMASTIPUR	243488	499.27	10902	23.94	177713	1087.43	6321	47.13	4516	282.13	342	18.57	425717	1868.83	17565	89.64	4.13	4.80
32	SARAN	176269	411.99	17465	27.84	135474	878.69	8660	56.23	15395	490.82	505	28.31	327138	1781.50	26630	112.38	8.14	6.31
33	SHEIKHPURA	16140	40.36	859	1.90	12271	109.16	1234	12.96	962	60.85	102	5.66	29373	210.37	2195	20.52	7.47	9.75
34	SHEQHAR	18648	37.07	2352	3.57	11720	113.74	1179	13.15	2611	62.71	83	5.32	32979	213.52	3614	22.04	10.96	10.32
35	SITAMARHI	127126	243.48	7247	16.49	90725	743.91	4106	42.39	19043	456.52	376	19.51	236894	1443.91	11729	78.39	4.95	5.43
36	SIWAN	150354	329.72	8544	14.93	109106	887.79	3852	33.32	14860	510.06	319	15.78	274320	1727.57	12715	64.03	4.64	3.71
37	SUPAUL	53025	102.61	4612	11.50	48066	432.37	2355	21.32	11675	270.29	148	5.90	112766	805.27	7115	38.72	6.31	4.81
38	VAISHALI	208649	406.40	13455	21.95	159120	1073.56	6646	50.26	16232	477.48	499	24.58	384001	1957.44	20600	96.79	5.36	4.94
<b>TOTAL</b>		<b>4843655</b>	<b>10602.00</b>	<b>313378</b>	<b>619.93</b>	<b>3370681</b>	<b>24042.29</b>	<b>170369</b>	<b>1591.96</b>	<b>350926</b>	<b>11677.87</b>	<b>13832</b>	<b>729.92</b>	<b>8565262</b>	<b>46322.16</b>	<b>497579</b>	<b>2941.81</b>	<b>5.81</b>	<b>6.35</b>

STATE LEVEL BANKERS' COMMITTEE BIHAR, PATNA					
(CONVENOR- STATE BANK OF INDIA) FY : 2024 - 25					
BANK WISE BRANCH NETWORK AS ON 30.06.2024					
					No. in Actual
SR. NO.	Name of Bank	Rural	Semi-Urban	Urban	Total
	<b>LEAD BANKS</b>				
1	STATE BANK OF INDIA	379	384	263	1026
2	BANK OF BARODA	97	99	107	303
3	CANARA BANK	119	89	109	317
4	CENTRAL BANK OF INDIA	198	138	92	428
5	PUNJAB NATIONAL BANK	380	194	132	706
6	UNION BANK OF INDIA	64	70	99	233
7	UCO BANK	113	77	51	241
	<b>OTHER BANKS</b>				
8	BANK OF INDIA	138	133	78	349
9	BANK OF MAHARASHTRA	31	0	31	62
10	INDIAN BANK	119	87	95	301
11	INDIAN OVERSEAS BANK	13	18	29	60
12	PUNJAB AND SIND BANK	2	2	15	19
	<b>Total Public Sector Bank</b>	<b>1653</b>	<b>1291</b>	<b>1101</b>	<b>4045</b>
	<b>PRIVATE BANKS</b>				
13	AXIS BANK	18	55	71	144
14	BANDHAN BANK	297	280	99	676
15	FEDERAL BANK	0	3	7	10
16	HDFC BANK	12	95	87	194
17	ICICI BANK	14	54	73	141
18	IDBI BANK	21	19	30	70
19	INDUSIND BANK	5	8	43	56
20	J & K BANK	0	0	1	1
21	KARNATAKA BANK	0	0	1	1
22	KOTAK MAHINDRA BANK	6	8	12	26
23	SOUTH INDIAN BANK	0	0	2	2
24	YES BANK	0	0	7	7
25	KARUR VYSYA BANK	0	0	1	1
26	IDFC FIRST BANK	1	3	9	13
27	RBL BANK	4	0	2	6
	<b>Total Private Sector Bank</b>	<b>378</b>	<b>525</b>	<b>445</b>	<b>1348</b>
	<b>Total COMM. BANKS</b>	<b>2031</b>	<b>1816</b>	<b>1546</b>	<b>5393</b>
	<b>CO-OPERATIVE BANKS</b>				
28	STATE CO-OP. BANK	110	133	59	302
	<b>Total Cooperative Bank</b>	<b>110</b>	<b>133</b>	<b>59</b>	<b>302</b>
	<b>REGIONAL RURAL BANKS</b>				
29	DAKSHIN BIHAR GRAMIN BANK	813	204	61	1078
30	UTTAR BIHAR GRAMIN BANK	637	346	44	1027
	<b>Total Region Rural Bank</b>	<b>1450</b>	<b>550</b>	<b>105</b>	<b>2105</b>
	<b>SMALL FINANCE BANK</b>				
31	JANA SMALL FIN. BANK	1	1	19	21
32	UJJIVAN SMALL FIN. BANK	9	24	20	53
33	UTKARSH SMALL FIN. BANK	88	102	32	222
34	ESAF SMALL FIN. BANK	2	2	6	10
35	UNITY SMALL FINANCE BANK	25	3	2	30
	<b>Total Small Financial Bank</b>	<b>125</b>	<b>132</b>	<b>79</b>	<b>336</b>
	<b>TOTAL FOR BIHAR</b>	<b>3716</b>	<b>2631</b>	<b>1789</b>	<b>8136</b>

STATE LEVEL BANKERS' COMMITTEE BIHAR, PATNA					
(CONVENOR- STATE BANK OF INDIA) FY : 2024 - 25					
DISTRICT WISE BRANCH NETWORK AS ON 30.06.2024					
No. in Actual					
SR. NO.	Name of District	Rural	Semi-Urban	Urban	Total
1	ARARIA	87	80	2	169
2	ARWAL	41	22	1	64
3	AURANGABAD	120	50	33	203
4	BANKA	77	48	1	126
5	BEGUSARAI	87	100	48	235
6	BHAGALPUR	101	98	94	293
7	BHOJPUR	122	64	55	241
8	BUXAR	85	42	31	158
9	DARBHANGA	117	63	76	256
10	GAYA	186	43	94	323
11	GOPALGANJ	126	68	1	195
12	JAMUI	72	53	1	126
13	JEHANABAD	59	10	31	100
14	KAIMUR (BHABUA)	88	37	1	126
15	KATIHAR	106	39	45	190
16	KHAGARIA	40	77	1	118
17	KISHANGANJ	64	20	28	112
18	LAKHISARAI	42	44	1	87
19	MADHEPURA	42	82	5	129
20	MADHUBANI	124	157	4	285
21	MUNGER	59	30	51	140
22	MUZAFFARPUR	181	96	125	402
23	NALANDA	146	65	48	259
24	NAWADA	77	81	3	161
25	PASHCHIM CHAMPARAN	104	78	50	232
26	PATNA	201	205	579	985
27	PURBI CHAMPARAN	109	151	52	312
28	PURNIA	96	65	77	238
29	ROHTAS	131	61	56	248
30	SAHARSA	49	26	33	108
31	SAMASTIPUR	171	131	4	306
32	SARAN	167	59	47	273
33	SHEIKHPURA	30	33	1	64
34	SHEOHAR	21	26	1	48
35	SITAMARHI	57	114	5	176
36	SIWAN	142	62	53	257
37	SUPAUL	49	77	1	127
38	VAISHALI	140	74	50	264
<b>TOTAL</b>		<b>3716</b>	<b>2631</b>	<b>1789</b>	<b>8136</b>

STATE LEVEL BANKERS' COMMITTEE BIHAR, PATNA					
(CONVENOR- STATE BANK OF INDIA) FY : 2024 - 25					
BANK WISE ATM NETWORK AS ON 30.06.2024					
				No. in Actual	
SR.	Name of Bank	Rural	Semi-Urban	Urban	Total
<b>LEAD BANKS</b>					
1	STATE BANK OF INDIA	158	843	1818	2819
2	BANK OF BARODA	81	110	136	327
3	CANARA BANK	87	83	158	328
4	CENTRAL BANK OF INDIA	92	99	79	270
5	PUNJAB NATIONAL BANK	240	217	283	740
6	UNION BANK OF INDIA	43	61	81	185
7	UCO BANK	69	51	45	165
<b>OTHER BANKS</b>					
8	BANK OF INDIA	32	64	121	217
9	BANK OF MAHARASHTRA	2	15	28	45
10	INDIAN BANK	38	51	66	155
11	INDIAN OVERSEAS BANK	5	14	23	42
12	PUNJAB AND SIND BANK	0	2	11	13
<b>Total Public Sector Bank</b>		<b>847</b>	<b>1610</b>	<b>2849</b>	<b>5306</b>
<b>PRIVATE BANKS</b>					
13	AXIS BANK	29	128	171	328
14	BANDHAN BANK	0	10	25	35
15	FEDERAL BANK	0	4	6	10
16	HDFC BANK	11	96	250	357
17	ICICI BANK	13	84	237	334
18	IDBI BANK	25	30	81	136
19	INDUSIND BANK	6	3	50	59
20	J & K BANK	0	0	0	0
21	KARNATAKA BANK	0	0	1	1
22	KOTAK MAHINDRA BANK	6	8	13	27
23	SOUTH INDIAN BANK	0	0	2	2
24	YES BANK	0	0	7	7
25	KARUR VYSYA BANK	0	0	1	1
26	IDFC FIRST BANK	1	3	9	13
27	RBL BANK	0	0	3	3
<b>Total Private Sector Bank</b>		<b>91</b>	<b>366</b>	<b>856</b>	<b>1313</b>
<b>Total COMM. BANKS</b>		<b>938</b>	<b>1976</b>	<b>3705</b>	<b>6619</b>
<b>CO-OPERATIVE BANKS</b>					
28	STATE CO-OP. BANK	56	69	51	176
<b>Total Cooperative Bank</b>		<b>56</b>	<b>69</b>	<b>51</b>	<b>176</b>
<b>REGIONAL RURAL BANKS</b>					
29	DAKSHIN BIHAR GRAMIN BANK	0	0	0	0
30	UTTAR BIHAR GRAMIN BANK	0	0	0	0
<b>Total Region Rural Bank</b>		<b>0</b>	<b>0</b>	<b>0</b>	<b>0</b>
<b>SMALL FINANCE BANK</b>					
31	JANA SMALL FIN. BANK	0	0	4	4
32	UJJIVAN SMALL FIN. BANK	6	16	20	42
33	UTKARSH SMALL FIN. BANK	4	11	18	33
34	ESAF SMALL FIN. BANK	2	2	6	10
35	UNITY SMALL FINANCE BANK	0	0	0	0
<b>Total Small Financial Bank</b>		<b>12</b>	<b>29</b>	<b>48</b>	<b>89</b>
<b>TOTAL FOR BIHAR</b>		<b>1006</b>	<b>2074</b>	<b>3804</b>	<b>6884</b>



STATE LEVEL BANKERS' COMMITTEE BIHAR, PATNA					
(CONVENOR- STATE BANK OF INDIA) FY : 2024 - 25					
DISTRICT WISE ATM NETWORK AS ON 30.06.2024					
					No. in Actual
SR.NO.	Name of District	Rural	Semi-Urban	Urban	Total
1	ARARIA	18	89	3	110
2	ARWAL	16	13	0	29
3	AURANGABAD	34	50	56	140
4	BANKA	28	65	0	93
5	BEGUSARAI	29	57	112	198
6	BHAGALPUR	32	72	182	286
7	BHOJPUR	20	36	125	181
8	BUXAR	17	19	62	98
9	DARBHANGA	19	26	167	212
10	GAYA	61	45	208	314
11	GOPALGANJ	47	109	0	156
12	JAMUI	14	44	1	59
13	JEHANABAD	16	5	62	83
14	KAIMUR (BHABUA)	17	45	0	62
15	KATIHAR	21	11	79	111
16	KHAGARIA	6	68	1	75
17	KISHANGANJ	10	7	55	72
18	LAKHISARAI	6	39	1	46
19	MADHEPURA	8	77	0	85
20	MADHUBANI	26	148	2	176
21	MUNGER	23	8	90	121
22	MUZAFFARPUR	67	45	289	401
23	NALANDA	46	43	104	193
24	NAWADA	6	67	0	73
25	PASHCHIM CHAMPARAN	29	62	113	204
26	PATNA	96	164	1223	1483
27	PURBI CHAMPARAN	28	69	131	228
28	PURNIA	26	25	128	179
29	ROHTAS	30	29	115	174
30	SAHARSA	4	8	88	100
31	SAMASTIPUR	43	167	3	213
32	SARAN	51	35	141	227
33	SHEIKHPURA	6	35	0	41
34	SHEOHAR	7	19	0	26
35	SITAMARHI	18	110	2	130
36	SIWAN	43	37	118	198
37	SUPAUL	8	79	0	87
38	VAISHALI	30	47	143	220
<b>TOTAL</b>		<b>1006</b>	<b>2074</b>	<b>3804</b>	<b>6884</b>

STATE LEVEL BANKERS' COMMITTEE BIHAR, PATNA				
(CONVENOR- STATE BANK OF INDIA) FY : 2024 - 25				
BANK WISE BANKING OUTLET (BC/CSP) AS ON 30.06.2024				
				No. in Actual
SR.	Name of Bank	Total Banking Outlets (BC/CSP) Outlet.	Of which, fixed point BC/CSP Outlets	Other BC/CSP Outlets
	<b>LEAD BANKS</b>			
1	STATE BANK OF INDIA	8873	6305	2568
2	BANK OF BARODA	206	99	107
3	CANARA BANK	779	779	0
4	CENTRAL BANK OF INDIA	2611	2611	0
5	PUNJAB NATIONAL BANK	5837	4	5833
6	UNION BANK OF INDIA	1148	1148	0
7	UCO BANK	623	623	0
	<b>OTHER BANKS</b>			
8	BANK OF INDIA	1772	1772	0
9	BANK OF MAHARASHTRA	31	0	31
10	INDIAN BANK	624	624	0
11	INDIAN OVERSEAS BANK	392	0	392
12	PUNJAB AND SIND BANK	0	0	0
	<b>Total Public Sector Bank</b>	<b>22896</b>	<b>13965</b>	<b>8931</b>
	<b>PRIVATE BANKS</b>			
13	AXIS BANK	16636	12	16624
14	BANDHAN BANK	0	0	0
15	FEDERAL BANK	0	0	0
16	HDFC BANK	1246	1216	30
17	ICICI BANK	895	875	20
18	IDBI BANK	14	14	0
19	INDUSIND BANK	18540	14217	4323
20	J & K BANK	0	0	0
21	KARNATAKA BANK	1	0	1
22	KOTAK MAHINDRA BANK	298	0	298
23	SOUTH INDIAN BANK	0	0	0
24	YES BANK	193514	0	193514
25	KARUR VYSYA BANK	0	0	0
26	IDFC FIRST BANK	1438	354	1084
27	RBL BANK	7307	2755	4552
	<b>Total Private Sector Bank</b>	<b>239889</b>	<b>19443</b>	<b>220446</b>
	<b>Total COMM. BANKS</b>	<b>262785</b>	<b>33408</b>	<b>229377</b>
	<b>CO-OPERATIVE BANKS</b>			
28	STATE CO-OP. BANK	0	0	0
	<b>Total Cooperative Bank</b>	<b>0</b>	<b>0</b>	<b>0</b>
	<b>REGIONAL RURAL BANKS</b>			
29	DAKSHIN BIHAR GRAMIN BANK	3035	3035	0
30	UTTAR BIHAR GRAMIN BANK	3340	3340	0
	<b>Total Region Rural Bank</b>	<b>6375</b>	<b>6375</b>	<b>0</b>
	<b>SMALL FINANCE BANK</b>			
31	JANA SMALL FIN. BANK	11	11	0
32	UJJIVAN SMALL FIN. BANK	0	0	0
33	UTKARSH SMALL FIN. BANK	0	0	0
34	ESAF SMALL FIN. BANK	32	32	0
35	UNITY SMALL FINANCE BANK	0	0	0
	<b>Total Small Financial Bank</b>	<b>43</b>	<b>43</b>	<b>0</b>
36	INDIA POSTPAYMENTS BANK	9833	9833	0
	<b>TOTAL FOR BIHAR</b>	<b>279036</b>	<b>49659</b>	<b>229377</b>

STATE LEVEL BANKERS' COMMITTEE BIHAR, PATNA				
(CONVENOR- STATE BANK OF INDIA) FY : 2024 - 25				
DISTRICT WISE BANKING OUTLET (BC/CSP) AS ON 30.06.2024				
No. in Actual				
SR.	Name of District	Total Banking Outlets (BC/CSP) Outlet.	Of which, fixed point BC/CSP Outlets	Other BC/CSP Outlets
1	ARARIA	2695	1493	1202
2	ARWAL	468	284	184
3	AURANGABAD	1533	801	732
4	BANKA	1404	860	544
5	BEGUSARAI	3377	2143	1234
6	BHAGALPUR	2084	1021	1063
7	BHOJPUR	1827	973	854
8	BUXAR	1312	728	584
9	DARBHANGA	3926	2402	1524
10	GAYA	10135	1347	8788
11	GOPALGANJ	2265	1253	1012
12	JAMUI	1396	884	512
13	JEHANABAD	618	354	264
14	KAIMUR (BHABUA)	1107	535	572
15	KATIHAR	1885	1161	724
16	KHAGARIA	1558	1079	479
17	KISHANGANJ	1209	700	509
18	LAKHISARAI	690	402	288
19	MADHEPURA	1925	1092	833
20	MADHUBANI	3952	2887	1065
21	MUNGER	840	482	358
22	MUZAFFARPUR	13972	2177	11795
23	NALANDA	1857	1234	623
24	NAWADA	1835	1114	721
25	PASHCHIM CHAMPARAN	4729	2857	1872
26	PATNA	181513	1756	179757
27	PURBI CHAMPARAN	4614	3000	1614
28	PURNIA	2557	1605	952
29	ROHTAS	1833	1005	828
30	SAHARSA	1728	1036	692
31	SAMASTIPUR	3689	2374	1315
32	SARAN	3114	1875	1239
33	SHEIKHPURA	479	279	200
34	SHEOHAR	586	254	332
35	SITAMARHI	2324	1169	1155
36	SIWAN	2221	1173	1048
37	SUPAUL	1893	1248	645
38	VAISHALI	3886	2622	1264
<b>TOTAL</b>		<b>279036</b>	<b>49659</b>	<b>229377</b>

STATE LEVEL BANKERS' COMMITTEE BIHAR, PATNA				
(CONVENOR- STATE BANK OF INDIA) FY : 2024 - 25				
BANK WISE TOTAL PROGRESS UNDER AADHAAR AUTHENTICATION AS ON 30.6.2024				
				No. in Actual
SR.	Name of Bank	Number of operative CASA	Number of Aadhaar seeded CASA	Number of Authenticated CASA
<b>LEAD BANKS</b>				
1	STATE BANK OF INDIA	31326049	19115649	11821409
2	BANK OF BARODA	6746345	7750532	6662461
3	CANARA BANK	3291539	3064085	828662
4	CENTRAL BANK OF INDIA	9496736	7269136	6748993
5	PUNJAB NATIONAL BANK	12680989	11366330	1606218
6	UNION BANK OF INDIA	131521	437723	3023443
7	UCO BANK	3455630	4003550	4003550
<b>OTHER BANKS</b>				
8	BANK OF INDIA	6057383	5839364	5094643
9	BANK OF MAHARASHTRA	171166	170067	980
10	INDIAN BANK	4310386	3209214	2557357
11	INDIAN OVERSEAS BANK	706122	656038	607638
12	PUNJAB AND SIND BANK	80987	75543	64160
<b>Total Public Sector Bank</b>		<b>78454853</b>	<b>62957231</b>	<b>43019514</b>
<b>PRIVATE BANKS</b>				
13	AXIS BANK	951460	236719	227432
14	BANDHAN BANK	3469013	2451573	2313505
15	FEDERAL BANK	65367	50586	39988
16	HDFC BANK	718424	285646	256806
17	ICICI BANK	377568	325773	429696
18	IDBI BANK	599203	443320	291213
19	INDUSIND BANK	2256975	2256975	0
20	J & K BANK	9242	1853	1852
21	KARNATAKA BANK	4199	2788	548
22	KOTAK MAHINDRA BANK	447816	443303	22170
23	SOUTH INDIAN BANK	5474	3959	0
24	YES BANK	19600	14530	11442
25	KARUR VYSYA BANK	12	13	6
26	IDFC FIRST BANK	80947	76954	76953
27	RBL BANK	866718	865979	3113
<b>Total Private Sector Bank</b>		<b>9872018</b>	<b>7459971</b>	<b>3674724</b>
<b>Total COMM. BANKS</b>		<b>88326871</b>	<b>70417202</b>	<b>46694238</b>
<b>CO-OPERATIVE BANKS</b>				
28	STATE CO-OP. BANK	1454134	1046826	169267
<b>Total Cooperative Bank</b>		<b>1454134</b>	<b>1046826</b>	<b>169267</b>
<b>REGIONAL RURAL BANKS</b>				
29	DAKSHIN BIHAR GRAMIN BANK	9670887	4573081	4573081
30	UTTAR BIHAR GRAMIN BANK	7463268	6979732	3277624
<b>Total Region Rural Bank</b>		<b>17134155</b>	<b>11552813</b>	<b>7850705</b>
<b>SMALL FINANCE BANK</b>				
31	JANA SMALL FIN. BANK	244239	240229	190300
32	UJJIVAN SMALL FIN. BANK	667546	660286	660286
33	UTKARSH SMALL FIN. BANK	810807	98257	0
34	ESAF SMALL FIN. BANK	105277	2	105277
35	UNITY SMALL FINANCE BANK	0	0	0
<b>Total Small Financial Bank</b>		<b>1827869</b>	<b>998774</b>	<b>955863</b>
<b>TOTAL FOR BIHAR</b>		<b>108743029</b>	<b>84015615</b>	<b>55670073</b>

STATE LEVEL BANKERS' COMMITTEE BIHAR, PATNA				
(CONVENOR- STATE BANK OF INDIA) FY : 2024 - 25				
DISTRICT WISE TOTAL PROGRESS UNDER AADHAAR AUTHENTICATION AS ON 30.06.2024				
No. in Actual and Amount in Crore				
SR. NO.	Name of District	Number of operative CASA	Number of Aadhaar seeded CASA	Number of Authenticated CASA
1	ARARIA	2670567	2214705	1650306
2	ARWAL	694168	518949	409425
3	AURANGABAD	2705910	2060891	1067264
4	BANKA	1912217	1634797	1421622
5	BEGUSARAI	3197295	2417186	1853939
6	BHAGALPUR	3254569	2742214	2407245
7	BHOJPUR	2998829	2137139	1245471
8	BUXAR	1971195	1412211	905380
9	DARBHANGA	3350150	2720316	1737980
10	GAYA	4562708	3370890	1942435
11	GOPALGANJ	2774312	2251029	1372057
12	JAMUI	1805115	1294422	1038208
13	JEHANABAD	1102470	785404	480937
14	KAIMUR (BHABUA)	1654914	1177313	683806
15	KATIHAR	2800842	2201755	1715269
16	KHAGARIA	1421683	889046	920544
17	KISHANGANJ	1763408	1521738	1097235
18	LAKHISARAI	1026697	712181	551383
19	MADHEPURA	1897316	1467320	973756
20	MADHUBANI	3896890	3215034	1849568
21	MUNGER	1428622	1032105	806077
22	MUZAFFARPUR	5153059	4258370	2836666
23	NALANDA	2978808	2040882	1319574
24	NAWADA	2316640	1384677	860065
25	PASHCHIM CHAMPARAN	3661192	2907234	1882928
26	PATNA	9099969	6913107	4213808
27	PURBI CHAMPARAN	4952678	3696422	2557245
28	PURNIA	3223607	2540577	1960591
29	ROHTAS	3145728	2284658	1324366
30	SAHARSA	1685191	1298755	843166
31	SAMASTIPUR	4125808	2963891	2359998
32	SARAN	4316375	3323309	2064761
33	SHEIKHPURA	701749	518300	349646
34	SHEOHAR	595009	535184	400635
35	SITAMARHI	3158241	2728903	1831392
36	SIWAN	4197701	3498826	1761298
37	SUPAUL	2048203	1637030	1053630
38	VAISHALI	4493194	3708845	1920397
<b>TOTAL</b>		<b>108743029</b>	<b>84015615</b>	<b>55670073</b>

STATE LEVEL BANKERS' COMMITTEE BIHAR, PATNA													
(CONVENOR- STATE BANK OF INDIA) FY : 2024 - 25													
BANK WISE TOTAL DIGITAL TRANSACTION AS ON 30.06.2024													
No. in Actual and Amount in Crore													
SR.	NAME OF BANK	BHIM/UPI		BHIM Aadhaar		Bharat QR Code		IMPS		Cards (Debit & Credit)		USSD	
		No.	Amt.	No.	Amt.	No.	Amt.	No.	Amt.	No.	Amt.	No.	Amt.
	<b>LEAD BANKS</b>												
1	STATE BANK OF INDIA	589003833	91935.78	170	0.01	0	0.00	2399	0.53	29755	3.10	2367254	796.15
2	BANK OF BARODA	123233003	16269.61	201292	72.22	0	0.00	533814	1237.76	3593565	1267.36	5195	0.40
3	CANARA BANK	62217981	13986.44	259	0.07	0	0.00	0	0.00	2506701	1280.80	1709	0.10
4	CENTRAL BANK OF INDIA	2312053	22731.03	38150	12.34	0	0.00	1181184	3963.09	383945	1427.67	0	0.00
5	PUNJAB NATIONAL BANK	341038267	60602.16	64256	14.66	0	0.00	13592075	8303.82	9078742	4552.24	0	0.00
6	UNION BANK OF INDIA	97246883	16015.44	73234	21.93	0	0.00	3305456	2914.90	210754	5.37	0	0.00
7	UCO BANK	0	0.00	0	0.00	144	0.02	881746	596.68	1880807	940.50	0	0.00
	<b>OTHER BANKS</b>												
8	BANK OF INDIA	0	0.00	118831	47.82	0	0.00	34022	1087.86	497929	86.60	0	0.00
9	BANK OF MAHARASHTRA	3102195	452.79	0	0.00	293441	60.61	209760	248.83	0	0.00	0	0.00
10	INDIAN BANK	40532229	5311.21	0	0.00	0	0.00	943019	1448.83	1506204	603.06	0	0.00
11	INDIAN OVERSEAS BANK	0	0.00	5	0.32	0	0.00	2615	53.49	47728	11.72	0	0.00
12	PUNJAB AND SIND BANK	1448674	199.15	0	0	46750	21.01	72011	53.61	79243	33.71	0	0
	<b>Total Public Sector Bank</b>	<b>1260135118</b>	<b>227503.61</b>	<b>496197</b>	<b>169.37</b>	<b>340335</b>	<b>81.64</b>	<b>20758101</b>	<b>19909.4</b>	<b>19815373</b>	<b>10212.13</b>	<b>2374158</b>	<b>796.65</b>
	<b>PRIVATE BANKS</b>												
13	AXIS BANK	593943	25304.71	0	0	180840	186.85	97608	374556.79	138697	464.08	0	0
14	BANDHAN BANK	37353912	9998.3	0	0	0	0	356047	1274.26	50570	20.49	0	0
15	FEDERAL BANK	48917	10.85	0	0	0	0	560587	351.63	64994	21.04	0	0
16	HDFC BANK	55551330	19678.41	0	0	4871	5.55	3638065	8786.92	4964885	1786.84	0	0
17	ICICI BANK	299261	11753.98	6	0	228297	3929.25	173282	2128.48	56389	462.97	0	0
18	IDBI BANK	0	0	39630	19.02	0	0	144288	567.95	3286	1.43	0	0
19	INDUSIND BANK	129311811	28068.85	0	0	0	0	14740810	12694.57	11643	1.64	0	0
20	J & K BANK	1363	17.01	0	0	0	0	774	7.33	1076	3.4	0	0
21	KARNATAKA BANK	89211	12.92	0	0	0	0	13762	8.81	4382	1.82	0	0
22	KOTAK MAHINDRA BANK	31198169	338473.49	0	0	0	0	308124	542.24	159988	43.8	131998	29.79
23	SOUTH INDIAN BANK	0	0	0	0	0	0	0	0	67	0.12	0	0
24	YES BANK	775599	253.42	59	0.02	42129	10.51	854362	541.82	55709	17.74	0	0
25	KARUR VYSYA BANK	0	0	0	0	0	0	958	1.12	249	0.08	0	0
26	IDFC FIRST BANK	0	0	0	0	0	0	3170	13.34	64	0.04	0	0
27	RBL BANK	2111262	488.29	0	0	0	0	156496	413.04	270291	140.5	0	0
	<b>Total Private Sector Bank</b>	<b>257334778</b>	<b>434060.23</b>	<b>39695</b>	<b>19.04</b>	<b>456137</b>	<b>4132.16</b>	<b>21048333</b>	<b>401888.3</b>	<b>5782290</b>	<b>2965.99</b>	<b>131998</b>	<b>29.79</b>
	<b>Total COMM. BANKS</b>	<b>1517469896</b>	<b>661563.84</b>	<b>535892</b>	<b>188.41</b>	<b>796472</b>	<b>4213.8</b>	<b>41806434</b>	<b>421797.7</b>	<b>25597663</b>	<b>13178.12</b>	<b>2506156</b>	<b>826.44</b>
	<b>CO-OPERATIVE BANKS</b>												
28	STATE CO-OP. BANK	0	0	0	0	0	0	103151	65.98	25242	47.25	0	0
	<b>Total Cooperative Bank</b>	<b>0</b>	<b>0</b>	<b>0</b>	<b>0</b>	<b>0</b>	<b>0</b>	<b>103151</b>	<b>65.98</b>	<b>25242</b>	<b>47.25</b>	<b>0</b>	<b>0</b>
	<b>REGIONAL RURAL BANKS</b>												
29	DAKSHIN BIHAR GRAMIN BANK	1113058	7575.14	3483727	7175.62	0	0	628242	2435.07	153449	304.83	0	0
30	UTTAR BIHAR GRAMIN BANK	0	0	39220	12.79	0	0	1139049	434.39	238517	26.46	0	0
	<b>Total Region Rural Bank</b>	<b>1113058</b>	<b>7575.14</b>	<b>3522947</b>	<b>7188.41</b>	<b>0</b>	<b>0</b>	<b>1767291</b>	<b>2869.46</b>	<b>391966</b>	<b>331.29</b>	<b>0</b>	<b>0</b>
	<b>SMALL FINANCE BANK</b>												
31	JANA SMALL FIN. BANK	1572342	300.91	0	0	0	0	55740	92.52	73574	37.45	0	0
32	UJJIVAN SMALL FIN. BANK	8425260	1169.06	0	0	0	0	64072	251.44	637564	340.64	0	0
33	UTKARSH SMALL FIN. BANK	0	0	0	0	0	0	86701	230.38	577449	273.32	0	0
34	ESAF SMALL FIN. BANK	319607	62.05	0	0	0	0	1466	5.23	10470	5.28	0	0
35	UNITY SMALL FINANCE BANK	0	0	0	0	0	0	0	0	0	0	0	0
	<b>Total Small Financial Bank</b>	<b>10317209</b>	<b>1532.02</b>	<b>0</b>	<b>0</b>	<b>0</b>	<b>0</b>	<b>207979</b>	<b>579.57</b>	<b>1299057</b>	<b>656.69</b>	<b>0</b>	<b>0</b>
	<b>TOTAL FOR BIHAR</b>	<b>1528900163</b>	<b>670671</b>	<b>4058839</b>	<b>7376.82</b>	<b>796472</b>	<b>4213.8</b>	<b>43884855</b>	<b>425312.71</b>	<b>27313928</b>	<b>14213.35</b>	<b>2506156</b>	<b>826.44</b>

STATE LEVEL BANKERS' COMMITTEE BIHAR, PATNA													
(CONVENOR- STATE BANK OF INDIA) FY : 2024 - 25													
BANK WISE TOTAL DIGITAL TRANSACTION AS ON 30.06.2024													
No. in Actual and Amount in Crore													
SR.	NAME OF BANK	BHIM/UPI		BHIM Aadhaar		Bharat QR Code		IMPS		Cards (Debit & Credit)		USSD	
		No.	Amt.	No.	Amt.	No.	Amt.	No.	Amt.	No.	Amt.	No.	Amt.
1	ARARIA	33202282	7422.84	50351	19.06	11699	63.55	543332	19973.83	446790	239.11	16476	6.34
2	ARWAL	8842639	1838.91	77756	144.61	1665	10.51	268950	1456.89	174232	83.90	15936	3.71
3	AURANGABAD	37869506	7944.68	207140	417.38	92892	47.37	992947	7223.65	792398	417.01	43976	14.12
4	BANKA	13815046	2445.49	66259	111.78	8141	13.19	312108	2006.06	359380	175.66	20573	6.92
5	BEGUSARAI	43066773	22185.18	157881	342.61	17815	73.75	1405372	7797.51	1024557	486.77	77115	23.52
6	BHAGALPUR	45471946	9861.88	80250	110.32	26217	189.82	1560059	16814.48	1101091	536.61	94672	35.31
7	BHOJPUR	40121018	9117.48	361834	845.92	41116	61.68	1254311	11741.64	891715	461.57	134308	37.54
8	BUXAR	22377992	5162.84	187697	313.16	7314	39.92	462866	6168.03	526265	261.19	54894	14.75
9	DARBHANGA	55051258	24894.09	19047	7.92	19124	115.21	2035391	11196.79	873085	482.83	68330	25.64
10	GAYA	66699525	36287.84	335977	628.76	42334	171.35	1929976	16155.42	1420035	730.79	108273	33.90
11	GOPALGANJ	36571487	28009.42	15768	5.66	9479	58.73	832869	7410.84	483821	267.84	45412	15.66
12	JAMUI	17706727	3483.71	157199	235.34	4839	28.49	228705	2386.33	241464	123.48	21394	8.76
13	JEHANABAD	18443414	3840.68	102242	192.27	7281	21.68	623304	2528.21	322353	162.15	31704	9.28
14	KAIMUR (BHABUA)	20612258	4367.46	166041	347.58	4469	19.19	504092	5736.96	362303	169.8	24082	7.86
15	KATI HAR	35250387	20344.69	7943	4.26	8192	96.75	666438	13628.94	360056	268.81	46321	14.52
16	KHAGARIA	22466916	4851.42	169413	270.31	4363	23.47	429068	6833.43	251033	118.33	25807	7.87
17	KISHANGANJ	21946720	5214.98	20590	7.68	8481	40.27	304657	4197.15	242973	139.01	13525	5.42
18	LAKHISARAI	11329637	2441.72	102566	189.78	29301	29.56	219095	1722.07	189279	100.2	22521	6.47
19	MADHEPURA	21459306	5256.98	8729	2.78	13068	34.71	315327	7060.18	158578	90.87	22352	9.28
20	MADHUBANI	51813439	30790.5	19337	6.88	10335	74.59	1449853	5482.63	721660	380.21	54978	17.29
21	MUNGER	18671209	3473	100475	143.48	6923	23.82	348334	2907.98	438380	209.57	55927	17.24
22	MUZAFFARPUR	89776320	59667.54	31973	11.94	49083	264.28	2677466	24023.87	1657734	801.81	163369	56.48
23	NALANDA	38248077	9341.17	343685	631.9	10229	64.88	1107079	8020.11	896829	488.56	49412	17.46
24	NAWADA	24611037	5999.96	300394	523.52	8317	49.48	744236	4049.17	466538	247.4	27479	8.63
25	PASHCHIM CHAMPARAN	58163773	11663.5	20554	6.01	14442	97.87	820311	14338.94	671665	335.58	47862	15.33
26	PATNA	177500520	198258.17	128225	728.94	189777	1557.46	7214735	89606.41	5361439	2785.18	623370	218.4
27	PURBI CHAMPARAN	70074367	15452.57	25412	9.31	18218	186.68	988526	13333.35	714311	414.54	71060	24.4
28	PURNIA	48019558	10413.57	12295	4.41	15322	80.54	1268700	21746.14	578972	327	44253	18.1
29	ROHTAS	42492595	9778.81	292571	523.14	13995	60.45	871347	11597.78	872714	428.59	63738	17.71
30	SAHARSA	22454738	4414.57	15070	6.24	7021	49.44	404745	5938.91	221048	120.14	26644	10.08
31	SAMASTIPUR	64617089	30750.83	269365	462.94	12531	129.67	1713945	8024.39	945119	519.61	62274	20.62
32	SARAN	54228514	22758.68	22480	6.69	14473	141.1	1170295	11570.74	757204	393.84	123144	33.61
33	SHEIKHPURA	7412000	1860.84	41189	63.39	3928	27.6	116535	3615	181078	90.43	10969	3.35
34	SHEOHAR	6831335	1612.58	26244	8.94	4613	22.47	110221	3543.25	120068	53.4	3746	1.39
35	SITAMARHI	38721859	7575.91	71451	25.97	8540	66.29	789829	4635.06	593044	264.14	30464	9.87
36	SIWAN	67332908	14121.23	19095	6.43	16607	73.47	3549234	15442.36	902076	481.79	55783	16.81
37	SUPAUL	24184713	5449.64	12717	5.13	5018	37.35	508335	5580.95	206708	122.23	19525	6.74
38	VVAISHALI	51441275	22315.64	11624	4.38	29310	67.16	3142262	19817.26	785933	433.4	84488	26.06
<b>TOTAL</b>		<b>1528900163</b>	<b>670671</b>	<b>4058839</b>	<b>7376.82</b>	<b>796472</b>	<b>4213.8</b>	<b>43884855</b>	<b>425312.71</b>	<b>27313928</b>	<b>14213.35</b>	<b>2506156</b>	<b>826.44</b>

STATE LEVEL BANKERS' COMMITTEE BIHAR, PATNA							
(CONVENOR- STATE BANK OF INDIA) FY : 2024 - 25							
BANK WISE TOTAL PROGRESS UNDER PMJDY AS ON 30.06.2024							
No. in Actual and Amount in Crore							
SR.	Name of Bank	Total	Zero Balance A/c	Deposits held in the A/c	Rupay Card Issued	Rupay Card Activated	Aadhaar Seeded
<b>LEAD BANKS</b>							
1	STATE BANK OF INDIA	17321667	331500	6709.91	16256135	2016414	12047786
2	BANK OF BARODA	5950799	228383	2510.99	4368454	1406821	5653215
3	CANARA BANK	798816	54227	571.28	242611	54336	657122
4	CENTRAL BANK OF INDIA	5892549	465512	2238.26	3722866	3722866	5471336
5	PUNJAB NATIONAL BANK	8378992	976260	3327.68	7296630	3900518	7515103
6	UNION BANK OF INDIA	2134833	344470	626.03	581180	437723	1838116
7	UCO BANK	2298183	212602	920.49	351713	259534	2048319
<b>OTHER BANKS</b>							
8	BANK OF INDIA	2863536	22527	1425.3	2271325	1414972	2558591
9	BANK OF MAHARASHTRA	86875	12753	41.1	57364	57364	82217
10	INDIAN BANK	2273828	157836	946.26	539249	131127	1845279
11	INDIAN OVERSEAS BANK	107109	17258	100.53	107109	22589	81027
12	PUNJAB AND SIND BANK	14809	2043	4.43	339	329	8661
<b>Total Public Sector Bank</b>		<b>48121996</b>	<b>2825371</b>	<b>19422.26</b>	<b>35794975</b>	<b>13424593</b>	<b>39806772</b>
<b>PRIVATE BANKS</b>							
13	AXIS BANK	25086	5846	10.22	16518	8635	14506
14	BANDHAN BANK	0	0	0	0	0	0
15	FEDERAL BANK	2127	406	2.15	759	545	632
16	HDFC BANK	133931	32533	46.66	133930	35830	76188
17	ICICI BANK	14693	3710	3.33	12103	3385	10316
18	IDBI BANK	123026	71063	15.61	16259	0	54539
19	INDUSIND BANK	1603	48	0.77	1310	383	1335
20	J & K BANK	320	78	0.14	270	22	174
21	KARNATAKA BANK	80	0	0.01	35	4	27
22	KOTAK MAHINDRA BANK	10511	6316	1.26	5406	35	8303
23	SOUTH INDIAN BANK	6	6	0	3	3	0
24	YES BANK	50	22	0.03	49	40	42
25	KARUR VYSYA BANK	13	1	0	13	13	13
26	IDFC FIRST BANK	176	54	0.17	101	7	176
27	RBL BANK	7859	724	0.24	7859	7858	0
<b>Total Private Sector Bank</b>		<b>319481</b>	<b>120807</b>	<b>80.59</b>	<b>194615</b>	<b>56760</b>	<b>166251</b>
<b>Total COMM. BANKS</b>		<b>48441477</b>	<b>2946178</b>	<b>19502.85</b>	<b>35989590</b>	<b>13481353</b>	<b>39973023</b>
<b>CO-OPERATIVE BANKS</b>							
28	STATE CO-OP. BANK	64864	17856	57.46	1105	1099	36012
<b>Total Cooperative Bank</b>		<b>64864</b>	<b>17856</b>	<b>57.46</b>	<b>1105</b>	<b>1099</b>	<b>36012</b>
<b>REGIONAL RURAL BANKS</b>							
29	DAKSHIN BIHAR GRAMIN BANK	5730819	34600	1913.2	293848	293848	4573081
30	UTTAR BIHAR GRAMIN BANK	3780214	426616	1206.9	2253044	201188	2914572
<b>Total Region Rural Bank</b>		<b>9511033</b>	<b>461216</b>	<b>3120.1</b>	<b>2546892</b>	<b>495036</b>	<b>7487653</b>
<b>SMALL FINANCE BANK</b>							
31	JANA SMALL FIN. BANK	202	8	0	202	202	198
32	UJJIVAN SMALL FIN. BANK	0	0	0	0	0	0
33	UTKARSH SMALL FIN. BANK	0	0	0	0	0	0
34	ESAF SMALL FIN. BANK	0	0	0	0	0	0
35	UNITY SMALL FINANCE BANK	0	0	0	0	0	0
<b>Total Small Financial Bank</b>		<b>202</b>	<b>8</b>	<b>0</b>	<b>202</b>	<b>202</b>	<b>198</b>
<b>TOTAL FOR BIHAR</b>		<b>58017576</b>	<b>3425258</b>	<b>22680.41</b>	<b>38537789</b>	<b>13977690</b>	<b>47496886</b>



STATE LEVEL BANKERS' COMMITTEE BIHAR, PATNA							
(CONVENOR- STATE BANK OF INDIA) FY : 2024 - 25							
DISTRICT WISE TOTAL PROGRESS UNDER PMJDY AS ON 30.06.2024							
No. in Actual and Amount in Crore							
SR.	Name of District	Total PMJDY	Zero Balance A/c	Deposits held in the A/c	Rupay Card Issued	Rupay Card Activated	Aadhaar Seeded
1	ARARIA	1856048	110330	499.29	1328141	380290	1551464
2	ARWAL	394403	27225	162.87	222439	103572	318237
3	AURANGABAD	1543005	113555	581.63	1019249	426673	1274941
4	BANKA	1357007	73510	567.49	581806	191365	1117004
5	BEGUSARAI	1628501	89472	675.98	847415	253040	1302690
6	BHAGALPUR	1704513	91898	698.99	876359	304618	1418816
7	BHOJPUR	1414419	68652	681.24	788373	323667	1155860
8	BUXAR	1148938	57100	473.14	631934	223343	885752
9	DARBHANGA	1626317	111412	692.07	1257577	429194	1350114
10	GAYA	2678270	122186	1071.77	1802856	737697	2224740
11	GOPALGANJ	1455766	95417	741.5	1065652	405842	1192672
12	JAMUI	1114805	43394	483.9	601812	152630	853920
13	JEHANABAD	535081	30486	225.12	352700	166221	433615
14	KAIMUR (BHABUA)	938461	48682	299.9	587526	212812	758476
15	KATIHAR	1854407	115496	652.22	1183134	536748	1594174
16	KHAGARIA	1068967	46710	356.89	450976	134400	862094
17	KISHANGANJ	1222793	67872	321.84	986413	320865	1046902
18	LAKHISARAI	621447	35073	258.6	286392	98734	487033
19	MADHEPURA	1089110	52405	360.21	865403	300551	870738
20	MADHUBANI	2152085	162650	780.43	1632233	591919	1767628
21	MUNGER	616766	34895	308.08	319985	118483	486680
22	MUZAFFARPUR	2630038	184162	1067.69	1833401	662526	2238434
23	NALANDA	1286266	42712	664.9	674011	256758	1032172
24	NAWADA	1337543	48263	506.28	714039	300188	1047636
25	PASHCHIM CHAMPARAN	2420592	167312	632.82	1863481	673873	2005881
26	PATNA	2572932	195791	1239.66	1630948	606540	2057868
27	PURBI CHAMPARAN	2765043	180476	871.95	2121176	741036	2234414
28	PURNIA	2042581	120788	605.76	1503880	452824	1695124
29	ROHTAS	1532917	84140	617.65	908877	306204	1220329
30	SAHARSA	957231	62148	310.99	769127	241039	771651
31	SAMASTIPUR	2499945	110057	928.17	1584051	589977	2026766
32	SARAN	2506445	164093	1145.98	1900562	683546	1980668
33	SHEIKHPURA	337849	10367	154.75	175084	49493	262491
34	SHEOHAR	343460	18234	128.76	233383	71731	312007
35	SITAMARHI	1978185	122538	753.47	1380688	565676	1735894
36	SIWAN	1729291	116378	927.38	1245699	504538	1418562
37	SUPAUL	1242123	71067	447.45	1019997	377049	1021760
38	VAISHALI	1814026	128312	783.59	1291010	482028	1481679
<b>TOTAL</b>		<b>58017576</b>	<b>3425258</b>	<b>22680.41</b>	<b>38537789</b>	<b>13977690</b>	<b>47496886</b>

STATE LEVEL BANKERS' COMMITTEE BIHAR, PATNA								
(CONVENOR- STATE BANK OF INDIA) FY : 2024 - 25								
BANK WISE TOTAL PROGRESS UNDER PRADHAN MANTRI SOCIAL SECURITY SCHEME AS ON 30.6.2024								
								No. in Actual
SR.	Name of Bank	Total No. of Enrolment under PMJJBY	Total No of eligible cases under PMJJBY	Total No of renewals under PMJJBY	Total No. of Enrolment under PMSBY	Total No. of eligible cases under PMSBY	Total No. of renewals under PMSBY	Total No. of Enrolment under APY
	<b>LEAD BANKS</b>							
1	STATE BANK OF INDIA	3259729	12680755	3144539	9954285	22545306	9712441	1661360
2	BANK OF BARODA	239738	596871	239738	1238129	231737	1238129	268853
3	CANARA BANK	214481	2494668	0	851796	3213349	0	178474
4	CENTRAL BANK OF INDIA	210282	8947430	203188	951996	11869939	924494	5934
5	PUNJAB NATIONAL BANK	707630	12833328	601416	2111171	15750708	1898090	577835
6	UNION BANK OF INDIA	168239	3766967	146604	689997	4766041	641252	115197
7	UCO BANK	228964	3253380	99968	504772	4212407	268368	189414
	<b>OTHER BANKS</b>							
8	BANK OF INDIA	947389	6850122	480500	2056895	8728656	1756067	371930
9	BANK OF MAHARASHTRA	15619	92226	7494	56593	109225	41786	10242
10	INDIAN BANK	316247	290836	15377	873404	845906	40656	219088
11	INDIAN OVERSEAS BANK	17059	335574	8510	54559	420947	41023	21365
12	PUNJAB AND SIND BANK	7282	51047	3076	22113	62345	11820	4785
	<b>Total Public Sector Bank</b>	<b>6332659</b>	<b>52193204</b>	<b>4950410</b>	<b>19365710</b>	<b>72756566</b>	<b>16574126</b>	<b>3624477</b>
	<b>PRIVATE BANKS</b>							
13	AXIS BANK	3781	801430	2137	9877	900114	5733	22562
14	BANDHAN BANK	0	0	0	0	0	0	16
15	FEDERAL BANK	56	1523	0	89	1964	0	0
16	HDFC BANK	25364	25364	10612	65348	65348	36911	24760
17	ICICI BANK	86	254812	4239	12	375494	4895	91
18	IDBI BANK	33250	444271	12710	57380	526296	30859	35091
19	INDUSIND BANK	726	1329	206	1489	1589	741	1136
20	J & K BANK	47	5265	28	72	7459	59	4
21	KARNATAKA BANK	79	6039	72	110	7101	103	97
22	KOTAK MAHINDRA BANK	1551	486428	523	2524	518267	1128	3556
23	SOUTH INDIAN BANK	26	3199	23	72	4024	61	0
24	YES BANK	21	22693	9	18	25210	9	3
25	KARUR VYSYA BANK	0	0	0	0	0	0	0
26	IDFC FIRST BANK	476	88578	52	3425	97982	1844	2
27	RBL BANK	3	17379	2	3	18358	2	87
	<b>Total Private Sector Bank</b>	<b>65466</b>	<b>2158310</b>	<b>30613</b>	<b>140419</b>	<b>2549206</b>	<b>82345</b>	<b>87405</b>
	<b>Total COMM. BANKS</b>	<b>6398125</b>	<b>54351514</b>	<b>4981023</b>	<b>19506129</b>	<b>75305772</b>	<b>16656471</b>	<b>3711882</b>
	<b>CO-OPERATIVE BANKS</b>							
28	STATE CO-OP. BANK	1518	2269	1029	4850	8405	12351	980
	<b>Total Cooperative Bank</b>	<b>1518</b>	<b>2269</b>	<b>1029</b>	<b>4850</b>	<b>8405</b>	<b>12351</b>	<b>980</b>
	<b>REGIONAL RURAL BANKS</b>							
29	DAKSHIN BIHAR GRAMIN BANK	994073	2947739	677614	2918214	3876068	3003948	778005
30	UTTAR BIHAR GRAMIN BANK	11744	8093119	319527	18491	10286539	1783199	645772
	<b>Total Region Rural Bank</b>	<b>1005817</b>	<b>11040858</b>	<b>997141</b>	<b>2936705</b>	<b>14162607</b>	<b>4787147</b>	<b>1423777</b>
	<b>SMALL FINANCE BANK</b>							
31	JANA SMALL FIN. BANK	0	0	0	0	0	0	0
32	UJJIVAN SMALL FIN. BANK	0	0	0	0	0	0	0
33	UTKARSH SMALL FIN. BANK	0	0	0	0	0	0	0
34	ESAF SMALL FIN. BANK	166	88	88	739	576	576	1956
35	UNITY SMALL FINANCE BANK	0	0	0	0	0	0	0
	<b>Total Small Financial Bank</b>	<b>166</b>	<b>88</b>	<b>88</b>	<b>739</b>	<b>576</b>	<b>576</b>	<b>1956</b>
	<b>TOTAL FOR BIHAR</b>	<b>7405626</b>	<b>65394729</b>	<b>5979281</b>	<b>22448423</b>	<b>89477360</b>	<b>21456545</b>	<b>5138595</b>

STATE LEVEL BANKERS' COMMITTEE BIHAR, PATNA								
(CONVENOR- STATE BANK OF INDIA) FY : 2024 - 25								
BANK WISE TOTAL PROGRESS UNDER PRADHAN MANTRI SOCIAL SECURITY SCHEME AS ON 30.06.2024								
								No. in Actual
SR.	Name of District	Total No. of Enrolment under PMJJBY	Total No of eligible cases under PMJJBY	Total No of renewals under PMJJBY	Total No. of Enrolment under PMSBY	Total No. of eligible cases under PMSBY	Total No. of renewals under PMSBY	Total No. of Enrolment under APY
1	ARARIA	133378	1338377	115298	536277	1916499	543052	145600
2	ARWAL	79293	484370	54071	173968	639382	173665	41675
3	AURANGABAD	248584	1503870	182958	617131	1982941	586986	162409
4	BANKA	164136	1206983	126164	456346	1695528	408306	105736
5	BEGUSARAI	284716	1749183	188639	658780	2384972	599268	168106
6	BHAGALPUR	235574	1999807	165587	734496	2693514	578702	144113
7	BHOJPUR	212286	1541202	172056	730541	2073508	644626	157575
8	BUXAR	147116	936852	110529	466562	1306101	396854	98770
9	DARBHANGA	195375	2389343	187058	525449	3293137	606799	144328
10	GAYA	406175	2767620	307864	1171706	3484687	1078214	293316
11	GOPALGANJ	170198	1975853	167359	494600	2675317	556052	135906
12	JAMUI	207330	930030	159270	512125	1312457	506309	90566
13	JEHANABAD	80698	657310	67393	290440	865273	258068	62622
14	KAIMUR (BHABUA)	131909	932804	99121	412525	1249600	363955	81656
15	KATI HAR	170690	1855230	138903	517558	2499125	496228	120594
16	KHAGARIA	135899	981361	104356	408056	1370492	349960	83157
17	KISHANGANJ	71997	901252	69888	316741	1301778	338684	73601
18	LAKHISARAI	85362	603109	70111	282557	825977	241573	43351
19	MADHEPURA	128869	1133570	125827	396774	1616488	434328	111911
20	MADHUBANI	212000	2651937	202557	620081	3651730	757727	167338
21	MUNGER	122507	888099	91127	415134	1211345	319489	67035
22	MUZAFFARPUR	329596	3442285	257751	929028	4525382	900603	267913
23	NALANDA	227769	1526503	169598	784467	2109829	663513	182598
24	NAWADA	188106	1113520	124935	508487	1460166	495216	143949
25	PASHCHIM CHAMPARAN	210090	2366515	195174	696737	3295257	771391	164672
26	PATNA	500841	5702898	357168	1542996	7916500	1214308	297465
27	PURBI CHAMPARAN	283232	2860633	254968	846587	4102149	868429	150788
28	PURNIA	198056	1841543	179200	731908	2623739	744034	212184
29	ROHTAS	201268	1718824	161958	689518	2376474	585899	133350
30	SAHARSA	118761	1163770	102614	357150	1590752	378857	88306
31	SAMASTIPUR	369480	2658295	282623	1130961	3692316	1024455	206676
32	SARAN	252668	2728842	231431	773668	3845363	809294	188636
33	SHEIKHPURA	69973	382237	49864	241006	545579	202164	33684
34	SHEOHAR	30777	297598	26550	94540	377600	96914	21424
35	SITAMARHI	211607	1769595	154318	606887	2426221	574505	113699
36	SIWAN	209205	2546939	194447	624860	3329198	719759	170776
37	SUPAUL	152359	1450283	140437	455440	2000057	501403	104885
38	VAISHALI	227746	2396287	190109	696336	3210927	666956	158225
<b>TOTAL</b>		<b>7405626</b>	<b>65394729</b>	<b>5979281</b>	<b>22448423</b>	<b>89477360</b>	<b>21456545</b>	<b>5138595</b>

<b>STATE LEVEL BANKERS' COMMITTEE BIHAR, PATNA</b>			
<b>(CONVENOR- STATE BANK OF INDIA) FY : 2024-25</b>			
<b>DCC MEETING HELD DURING THE PERIOD</b>			
<b>01.04.2024 TO 30.06.2024</b>			
<b>SL.NO.</b>	<b>BANK NAME</b>	<b>DISTRICT NAME</b>	<b>DATE OF DCC HELD</b>
1	STATE BANK OF INDIA	ARARIA	20.06.2024
2	STATE BANK OF INDIA	JAMUI	28.06.2024
3	STATE BANK OF INDIA	KISHANGANJ	13.06.2024
4	STATE BANK OF INDIA	MADHEPURA	19.06.2024
5	STATE BANK OF INDIA	PURNEA	14.06.2024
6	STATE BANK OF INDIA	SAHARSA	25.06.2024
7	STATE BANK OF INDIA	SUPAUL	25.06.2024
8	CENTRAL BANK OF INDIA	DARBHANGA	NOT HELD
9	CENTRAL BANK OF INDIA	EAST CHAMPARAN	NOT HELD
10	CENTRAL BANK OF INDIA	GOPALGANJ	24.06.2024
11	CENTRAL BANK OF INDIA	KATIHAR	NOT HELD
12	CENTRAL BANK OF INDIA	MADHUBANI	27.06.2024
13	CENTRAL BANK OF INDIA	MUZAFFARPUR	11.06.2024
14	CENTRAL BANK OF INDIA	SARAN	NOT HELD
15	CENTRAL BANK OF INDIA	SIWAN	20.06.2024
16	CENTRAL BANK OF INDIA	VAISHALI	21.06.2024
17	CENTRAL BANK OF INDIA	WEST CHAMPARAN	NOT HELD
18	PUNJAB NATIONAL BANK	ARWAL	NOT HELD
19	PUNJAB NATIONAL BANK	AURANGABAD	28.06.2024
20	PUNJAB NATIONAL BANK	BHOJPUR	28.06.2024
21	PUNJAB NATIONAL BANK	BUXAR	15.06.2024
22	PUNJAB NATIONAL BANK	GAYA	NOT HELD
23	PUNJAB NATIONAL BANK	JEHANABAD	26.06.2024
24	PUNJAB NATIONAL BANK	KAIMUR	29.06.2024
25	PUNJAB NATIONAL BANK	LAKHISARAI	26.06.2024
26	PUNJAB NATIONAL BANK	NALANDA	20.06.2024
27	PUNJAB NATIONAL BANK	NAWADA	NOT HELD
28	PUNJAB NATIONAL BANK	PATNA	28.06.2024
29	PUNJAB NATIONAL BANK	ROHTAS	29.06.2024
30	CANARA BANK	SHEIKHPURA	16.05.2024
31	UCO BANK	BANKA	19.06.2024
32	UCO BANK	BEGUSARAI	28.06.2024
33	UCO BANK	BHAGALPUR	31.05.2024
34	UCO BANK	MUNGER	11.06.2024
35	BANK OF BARODA	SHEOHAR	14.06.2024
36	BANK OF BARODA	SITAMARHI	27.06.2024
37	UNION BANK OF INDIA	KHAGARIA	27.06.2024
38	UNION BANK OF INDIA	SAMASTIPUR	15.05.2024

<b>STATE LEVEL BANKERS' COMMITTEE BIHAR, PATNA</b>					
<b>(CONVENOR- STATE BANK OF INDIA) FY : 2024-25</b>					
<b>BLBC MEETING HELD DURING THE PERIOD</b>					
<b>01.04..2024 TO 30.06.2024</b>					
<b>SL. NO.</b>	<b>BANK NAME</b>	<b>DISTRICT NAME</b>	<b>TOTAL BLOCKS</b>	<b>NO OF BLOCKS MEETING HELD</b>	<b>NO OF BLOCKS MEETING NOT HELD</b>
1	STATE BANK OF INDIA	Araria	9	9	0
2	STATE BANK OF INDIA	Jamui	10	10	0
3	STATE BANK OF INDIA	Kishanganj	7	7	0
4	STATE BANK OF INDIA	Madhepura	13	13	0
5	STATE BANK OF INDIA	Purnea	14	14	0
6	STATE BANK OF INDIA	Saharsa	10	10	0
7	STATE BANK OF INDIA	Supaul	11	10	1
8	CENTRAL BANK OF INDIA	Darbhanga	18	18	0
9	CENTRAL BANK OF INDIA	East Champaran	27	27	0
10	CENTRAL BANK OF INDIA	Gopalganj	14	14	0
11	CENTRAL BANK OF INDIA	Katihar	16	16	0
12	CENTRAL BANK OF INDIA	Madhubani	21	21	0
13	CENTRAL BANK OF INDIA	Muzaffarpur	16	16	0
14	CENTRAL BANK OF INDIA	Saran	20	20	0
15	CENTRAL BANK OF INDIA	Siwan	19	19	0
16	CENTRAL BANK OF INDIA	Vaishali	16	16	0
17	CENTRAL BANK OF INDIA	West Champaran	18	18	0
18	PUNJAB NATIONAL BANK	Arwal	5	5	0
19	PUNJAB NATIONAL BANK	Aurangabad	11	11	0
20	PUNJAB NATIONAL BANK	Bhojpur	14	14	0
21	PUNJAB NATIONAL BANK	Buxar	11	11	0
22	PUNJAB NATIONAL BANK	Gaya	24	23	1
23	PUNJAB NATIONAL BANK	Jehanabad	7	7	0
24	PUNJAB NATIONAL BANK	Kaimur	11	11	0
25	PUNJAB NATIONAL BANK	Lakhisarai	7	7	0
26	PUNJAB NATIONAL BANK	Nalanda	20	20	0
27	PUNJAB NATIONAL BANK	Nawada	14	14	0
28	PUNJAB NATIONAL BANK	Patna	23	23	0
29	PUNJAB NATIONAL BANK	Rohtas	19	19	0
30	CANARA BANK	Sheikhpura	6	6	0
31	UCO BANK	Banka	11	11	0
32	UCO BANK	Begusarai	18	18	0
33	UCO BANK	Bhagalpur	16	16	0
34	UCO BANK	Munger	9	9	0
35	BANK OF BARODA	Sheohar	5	5	0
36	BANK OF BARODA	Sitamarhi	17	17	0
37	UNION BANK OF INDIA	Khagaria	7	7	0
38	UNION BANK OF INDIA	Samastipur	20	20	0
<b>TOTAL</b>			<b>534</b>	<b>532</b>	<b>2</b>

State Level Bankers' Committee, Bihar (CONVENOR- STATE BANK OF INDIA) FY : 2024-25 Information regarding functioning of RSETIs June 2024																	
Sl. No.	District	Lead Bank	Date of Establishment of RSETI	Land Allotted by State Govt. (Yes/No)	MoU for land executed with the district administration (Yes/No)	Grant received from NIRD (Yes/No)	Map approved by Local authority (Yes/No)	Construction Started (Yes/No)	Details of Training Programme Organised							AS ON June 2024	
									During Financial Year 30.06.2024			Since Inception		AS ON 30.06.2024			
									No. of persons sourced by the branches for training	No of training programmes organised	No. of persons trained	No of training programmes organised	No. of persons trained	No. of trainees settled	No. of trainees settled with Bank finance	Name of the Agency viz. DRDA/KVIC/NABARD etc.with whom claims are pending	Amt of reimbursement claim pending (Amt in Lacs)
1	ARARIA	SBI	19-02-2010	YES	YES	YES	YES	YES	0	8	268	252	7255	5615	3065	SRLM	46
2	ARWAL	PNB	12-12-2011	YES	YES	YES	YES	YES	375	12	393	293	8537	6425	3042	SRLM	14
3	AURANGABAD	PNB	29-02-2012	YES	YES	YES	YES	YES	0	10	343	326	9462	7074	3192	SRLM(JEEVIKA)	83
4	BANKA	UCO	30-06-2011	YES	YES	YES	YES	YES	215	26	812	253	7785	4675	1968	SRLM	57
5	BEGUSARAI	UCO	29-07-2011	YES	YES	YES	YES	YES	300	32	1012	313	9481	6492	3168	SRLM	76
6	BHAGALPUR	UCO	14-03-2011	YES	YES	YES	YES	YES	120	28	855	255	7920	5127	2045	SRLM	55
7	BHOJPUR	PNB	28-03-2012	YES	YES	YES	YES	YES	30	9	298	258	7794	5477	2044	SRLM	105
8	BUXAR	PNB	12-12-2012	YES	YES	YES	YES	YES	0	10	292	269	7207	4924	1911	SRLM/NABARD	53
9	DARBHANGA	CBI	27-11-2010	YES	YES	YES	YES	YES	0	9	305	774	8207	5465	2066	SRLM	72
10	EAST CHAMPARAN	CBI	19-12-2011	YES	YES	YES	YES	YES	0	6	163	663	8380	5771	3745	SRLM	64
11	GAYA	PNB	02-10-2010	YES	YES	YES	YES	YES	15	33	1065	447	12478	8580	3911	SRLM	76
12	GOPALGANJ	CBI	10-02-2011	YES	YES	YES	YES	YES	0	5	150	608	6486	4345	1685	KVIC/SRLM	50
13	JAMUI	SBI	26-03-2011	YES	YES	YES	YES	YES	0	10	307	250	7011	5281	3047	KVIC	1
14	JEHANABAD	PNB	30-09-2011	YES	YES	YES	YES	YES	38	11	360	329	9414	6706	3073	SRLM	74
15	KAIMUR	PNB	29-12-2011	YES	YES	YES	YES	YES	0	11	340	315	8630	5908	1790	BPL (SRLM)	112
16	KATIHAR	CBI	01-10-2011	YES	YES	YES	YES	YES	0	7	242	800	7360	6105	6002	SRLM	35
17	KHAGARIA	UBI	10-02-2010	YES	YES	YES	YES	YES	3	20	679	270	8152	5405	1862	SRLM	38
18	KISHANGANJ	SBI	27-03-2009	YES	YES	YES	YES	YES	0	9	269	291	8662	6362	3560	SRLM	56
19	LAKHISARAI	PNB	28-09-2010	YES	YES	YES	YES	YES	0	11	336	309	8296	5463	1790	SRLM	84
20	MADHEPURA	SBI	19-03-2010	YES	YES	YES	YES	YES	0	10	275	270	7369	5110	2818	SRLM	50
21	MADHUBANI	CBI	29-01-2011	YES	YES	YES	YES	YES	0	5	175	780	7654	735	548	SRLM	16
22	MUNGER	UCO	01-02-2011	YES	YES	YES	YES	NO	54	21	711	237	7606	4126	2507	SRLM	54
23	MUZAFFARPUR	CBI	19-02-2007	YES	YES	YES	YES	YES	0	6	201	625	9405	7479	3411	SRLM	44
24	NALANDA	PNB	10-02-2010	YES	YES	YES	YES	YES	5	23	776	383	10877	7198	3095	SRLM	55
25	NAWADA	PNB	28-03-2010	YES	YES	YES	YES	YES	0	12	416	355	9722	7272	3394	SRLM	117
26	PATNA	PNB	15-01-2007	NO	NO	NO	NO	NO	78	12	355	358	9829	7089	2594	SRLM	76
27	PURNEA	SBI	30-03-2007	YES	YES	YES	YES	YES	0	10	345	294	8283	6305	3433	KVIC	51
28	ROHTAS	PNB	27-01-2012	YES	YES	YES	YES	YES	0	9	310	273	8398	6039	2509	SRLM	88
29	SAHARSA	SBI	27-03-2009	YES	YES	YES	YES	YES	0	7	247	286	7744	5451	3068	SRLM	43
30	SAMASTIPUR	UBI	01-07-2010	YES	YES	YES	YES	YES	3	26	809	256	7665	5449	2279	SRLM	45
31	SARAN	CBI	08-02-2011	YES	YES	YES	YES	YES	0	7	307	527	6109	3890	1477	SRLM	35
32	SHEIKHPURA	CAN	19-01-2010	YES	YES	YES	YES	YES	29	10	332	374	11581	6211	2832	KVIC,NSKSH,GOVT.	82
33	SHEOHAR	BOB	31-03-2010	YES	YES	YES	YES	YES	2	11	324	392	11732	9013	4099	SRLM	90
34	SITAMARHI	BOB	28-03-2012	YES	YES	YES	YES	NO	220	9	312	281	8016	5315	2996	SRLM	72
35	SIWAN	CBI	15-03-2011	YES	YES	YES	YES	YES	0	5	175	609	6091	4990	2632	SRLM	24
36	SUPAUL	SBI	25-03-2009	YES	YES	YES	YES	YES	0	8	265	274	7858	6382	4020	SRLM KVIC	2
37	VAISHALI	CAN	30-01-2008	YES	YES	YES	YES	YES	76	12	396	493	14549	11280	3338	SRLM JIVIKA	18
38	WEST CHAMPARAN	CBI	27-01-2011	YES	YES	YES	YES	YES	0	7	212	630	8281	4579	2095	SRLM, KVIC	31
TOTAL BIHAR									1563	477	15432	14972	327286	225113	106111		2144

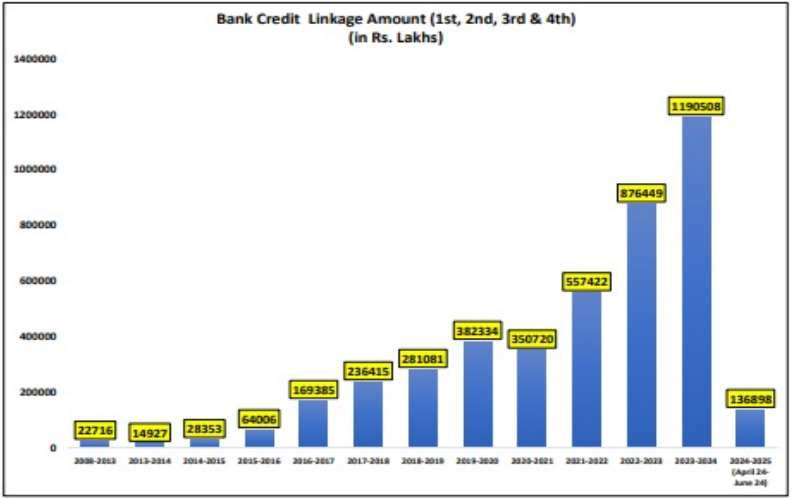
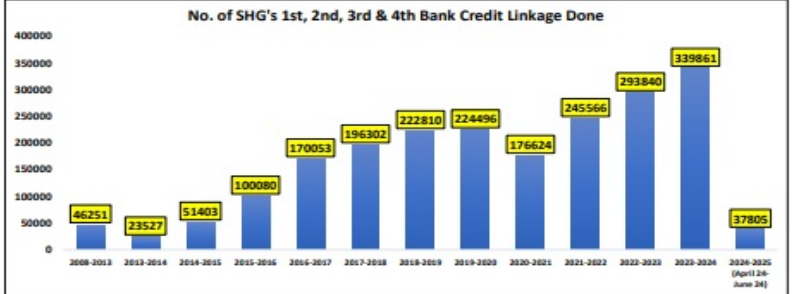
STATE LEVEL BANKERS' COMMITTEE BIHAR, PATNA						
(CONVENOR- STATE BANK OF INDIA) FY : 2023-24						
BANK-WISE PROGRESS UNDER SELF HELP GROUP AS ON 30.06.2024 (Rs. in lakh)						
SL.NO.	NAME OF BANKS	TARGET (CREDIT LINKAGE)	SAVING BANK LINKAGE DONE	CREDIT LINKAGE (SANCTION)		CREDIT LINKAGE % ACHIEV.
		NO.	NO.	NO.	AMT.	(NO.)
	<b>LEAD BANKS</b>					
1	STATE BANK OF INDIA	35441	691	6621	24910	18.68
2	CENTRAL BANK OF INDIA	18893	382	2260	7144	11.96
3	PUNJAB NATIONAL BANK	31256	301	3545	13553	11.34
4	CANARA BANK	8881	104	644	2389	7.25
5	UCO BANK	8704	249	1207	3952	13.87
6	BANK OF BARODA	10283	370	1755	6629	17.07
7	UNION BANK OF INDIA	5629	146	533	1438	9.47
	<b>OTHER BANKS</b>					
8	BANK OF INDIA	12808	368	2949	12190	23.02
9	BANK OF MAHARASHTRA	66	0	0	0	0.00
10	INDIAN BANK	10905	172	896	3163	8.22
11	INDIAN OVERSEAS BANK	1309	0	10	26	0.76
12	PUNJAB AND SIND BANK	260	0	0	0	0.00
	<b>Total Public Sector Bank</b>	<b>144435</b>	<b>2783</b>	<b>20420</b>	<b>75394</b>	<b>14.14</b>
	<b>PRIVATE BANKS</b>					
13	IDBI	1581	0	7	21	0.44
14	ICICI BANK	850	55	227	811	26.71
15	FEDERAL BANK	140	0	0	0	0.00
16	JAMMU KASHMIR BANK	14	0	0	0	0.00
17	SOUTH INDIAN BANK	0	0	0	0	0.00
18	AXIS BANK	1159	0	0	0	0.00
19	HDFC BANK	1376	0	0	0	0.00
20	INDUSIND BANK	288	0	0	0	0.00
21	KARNATAKA BANK	0	0	0	0	0.00
22	KOTAK MAHINDRA	105	0	0	0	0.00
23	YES BANK	14	0	0	0	0.00
24	BANDHAN BANK	2679	0	0	0	0.00
25	RBL BANK	0	0	0	0	0.00
26	IDFC FIRST BANK Ltd	0	0	0	0	0.00
27	Karur Vysya Bank	0	0	0	0	0.00
	<b>Total Private Sector Bank</b>	<b>8206</b>	<b>55</b>	<b>234</b>	<b>832</b>	<b>2.85</b>
	<b>Total COMM. BANKS</b>	<b>152641</b>	<b>2838</b>	<b>20654</b>	<b>76226</b>	<b>13.53</b>
	<b>CO-OPERATIVE BANKS</b>					
28	STATE CO-OP. BANK	0	33	33	50	0.00
	<b>Total Cooperative Bank</b>	<b>0</b>	<b>33</b>	<b>33</b>	<b>50</b>	<b>0.00</b>
	<b>REGIONAL RURAL BANKS</b>					<b>0.00</b>
29	DAKSHIN BIHAR GRAMIN BANK	47701	838	7028	29311	14.73
30	UTTAR BIHAR GRAMIN BANK	49658	2196	10090	31315	20.32
	<b>Total Region Rural Bank</b>	<b>97359</b>	<b>3034</b>	<b>17118</b>	<b>60626</b>	<b>17.58</b>
	<b>SMALL FINANCE BANK</b>					
31	JANA SFB	0	0	0	0	0.00
32	UTKARSH SFB	0	0	0	0	0.00
33	UJJIVAN SFB	0	0	0	0	0.00
34	ESAF SFB	0	0	0	0	0.00
35	UNITY SFB	0	0	0	0	0.00
	<b>Total Small Financial Bank</b>	<b>0</b>	<b>0</b>	<b>0</b>	<b>0</b>	<b>0.00</b>
	<b>TOTAL FOR BIHAR</b>	<b>250000</b>	<b>5905</b>	<b>37805</b>	<b>136902</b>	<b>15.12</b>

**JEEViKA- Bank wise SHGs Bank Linkage Progress (April 2024 to June 2024)**

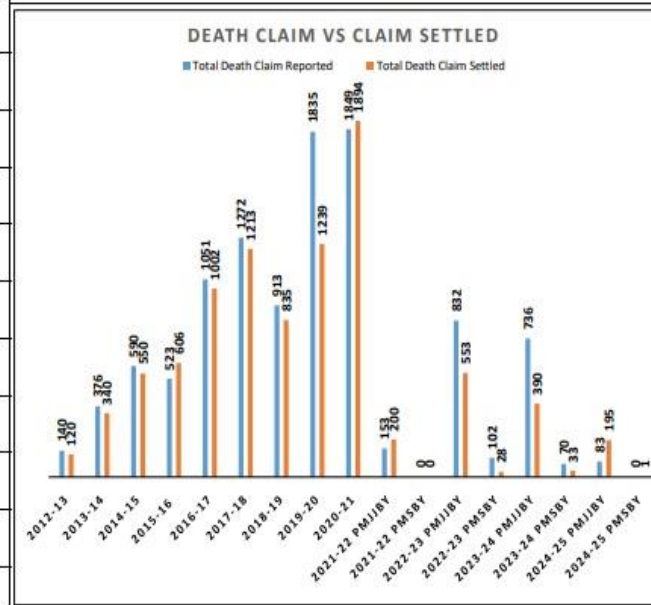
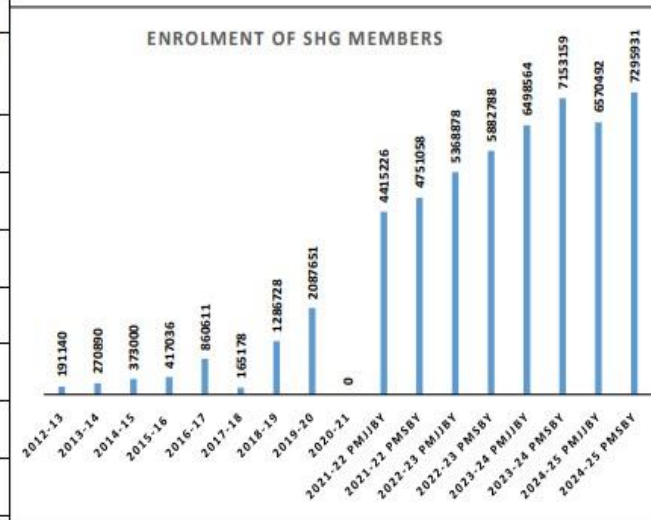
S. No.	District Name	Progress of SHGs Saving Account Opening (April 2024-June 2024)	Progress of SHGs 1st credit linkage (April 2024-June 2024)	Progress of SHGs 2nd credit linkage (April 2024-June 2024)	Progress of SHGs 3rd & 4th credit linkage (April 2024-June 2024)	Total Credit Linkage (1st+2nd+3rd+4th) during (April 2024-June 2024)	Progress of Credit Amount in Rs Lakhs (1st, 2nd, 3rd & 4th credit linkage) (April 2024-June 2024)
1	Uttar Bihar Gramin Bank	2196	2642	5445	2003	10090	31314.5
2	Dakshin Bihar Gramin Bank	838	804	2451	3773	7028	29310.5
3	State Bank of India	691	1014	2980	2627	6621	24909.5
4	Punjab National Bank	301	633	1365	1547	3545	13553.0
5	Bank of India	368	458	879	1612	2949	12190.0
6	Central Bank of India	382	731	945	584	2260	7143.5
7	Bank of Baroda	370	369	619	767	1755	6629.0
8	UCO Bank	249	363	494	350	1207	3951.5
9	Indian Bank	172	195	394	307	896	3163.0
10	Canara Bank	104	89	319	236	644	2388.5
11	Union Bank of India	146	266	172	95	533	1437.5
12	ICICI Bank	55	55	87	85	227	811.0
13	Bihar State Co - operative Bank Ltd.	33	33	0	0	33	49.5
14	Indian Overseas Bank	0	3	7	0	10	25.5
15	IDBI Bank	0	0	7	0	7	21.0
16	HDFC Bank	0	0	0	0	0	0.0
<b>Grand Total</b>		<b>5905</b>	<b>7655</b>	<b>16164</b>	<b>13986</b>	<b>37805</b>	<b>136897.5</b>



JEEVIKA-YEARWISE SHG BANK LINKAGE PROGRESS				
Sl.No	Financial Year	No. of SHG's Savings A/C Opened	No. of SHG's 1st, 2nd & 3rd Bank Credit Linkage Done	Bank Credit Linkage Amount (1st, 2nd & 3rd) (in Rs. Lakhs)
1	2012-13	57451	46251	22716
	<b>Progress (April 2008-March 2013)</b>	<b>57451</b>	<b>46251</b>	<b>22716</b>
2	2013-14	95007	69778	37643
	<b>Progress (April 2013-March 2014)</b>	<b>37556</b>	<b>23527</b>	<b>14927</b>
3	2014-15	211790	121181	65996
	<b>Progress (April 2014-March 2015)</b>	<b>116783</b>	<b>51403</b>	<b>28353</b>
4	2015-16	332058	221261	130002
	<b>Progress (April 2015-March 2016)</b>	<b>120268</b>	<b>100080</b>	<b>64006</b>
5	2016-17	470053	391314	299386
	<b>Progress (April 2016-March 2017)</b>	<b>137995</b>	<b>170053</b>	<b>169385</b>
6	2017-18	613230	587616	535801
	<b>Progress (April 2017-March 2018)</b>	<b>143177</b>	<b>196302</b>	<b>236415</b>
7	2018-19	745081	810426	816882
	<b>Progress (April 2018-March 2019)</b>	<b>131851</b>	<b>222810</b>	<b>281081</b>
8	2019-20	836178	1034922	1199216
	<b>Progress (April 2019-March 2020)</b>	<b>91097</b>	<b>224496</b>	<b>382334</b>
9	2020-21	934216	1211546	1549936
	<b>Progress (April 2020-March 2021)</b>	<b>98038</b>	<b>176624</b>	<b>350720</b>
10	2021-22	950642	1457112	2107358
	<b>Progress (April 2021-March 2022)</b>	<b>16426</b>	<b>245566</b>	<b>557422</b>
11	2022-23	969425	1750952	2983807
	<b>Progress (April 2022-March 2023)</b>	<b>18783</b>	<b>293840</b>	<b>876449</b>
12	2023-24	1022288	2090813	4174315
	<b>Progress (April 2023-March 2024)</b>	<b>52863</b>	<b>339861</b>	<b>1190508</b>
13	2024-25	1028193	2128618	4311213
	<b>Progress (April 2024-June 2024)</b>	<b>5905</b>	<b>37805</b>	<b>136897.5</b>



<b>MICROINSURANCE – YEARWISE ACHIEVEMENT</b>				
<b>Financial Year</b>	<b>Enrolment of SHG members</b>	<b>Total Death Claim Reported</b>	<b>Total Death Claim Settled</b>	<b>Claim Settlement Amt (In Lakhs)</b>
2012-13	191140	140	120	37.35
2013-14	270890	376	340	102.9
2014-15	373000	590	550	166.66
2015-16	417036	523	606	181.8
2016-17	860611	1051	1002	303.75
2017-18	165178	1272	1213	374.7
2018-19	1286728	913	835	1010.05
2019-20	2087651	1835	1239	2372.6
2020-21	0	1849	1894	3788
2021-22 PMJJBY	4415226	153	200	400
2021-22 PMSBY	4751058	0	0	0
2022-23 PMJJBY	5368878	832	553	1058.4
2022-23 PMSBY	5882788	102	28	56
2023-24 PMJJBY	6498564	736	390	771.5
2023-24 PMSBY	7153159	70	33	66
2024-25 PMJJBY	6570492	83	195	390
2024-25 PMSBY	7295931	0	1	2
<b>Total</b>	<b>-</b>	<b>10525</b>	<b>9199</b>	<b>11081.71</b>



URBAN DEVELOPMENT & HOUSING DEPARTMENT							
Deendayal Antyodaya Yojana-National Urban Livelihoods Mission (DAY-NULM)							
Progress Report Bank Wise Achievement & Pending Report from April 2024 to June 2024							
SR NO	Name of Bank	SEP (I&G)			SHG Credit Linkage		
		Target	Achievement	% of achievement	Target	Achievement	% of achievement
A	B	C	D	E (D/C)*100	F	G	H (G/F)*100
1	Axis Bank	43	0	0.00	83	0	0.00
2	Bandhan Bank	87	17	19.54	258	0	0.00
3	Bank of Baroda	60	37	61.67	122	26	21.31
4	Bank of India	59	36	61.02	147	142	96.60
5	Bank Of Maharashtra	31	8	25.81	35	26	74.29
6	Canara Bank	55	28	50.91	116	45	38.79
7	Central Bank Of India	66	5	7.58	148	12	8.11
8	Dakshin Bihar Gramin Bank	66	11	16.67	195	21	10.77
9	Federal Bank	3	1	33.33	4	0	0.00
10	HDFC Bank	57	1	1.75	113	0	0.00
11	ICIC Bank	46	0	0.00	79	34	43.04
12	IDBI Bank Ltd	28	11	39.29	38	0	0.00
13	IDFC Bank	3	0	0.00	4	0	0.00
14	Indian Bank	54	5	9.26	118	11	9.32
15	Indian Overseas Bank	29	2	6.90	34	1	2.94
16	Indusiand Bank	15	0	0.00	24	0	0.00
17	Jammu & Kashmir Bank	1	0	0.00	1	0	0.00
18	Karnataka Bank	2	0	0.00	1	0	0.00
19	Kotak Bank	9	0	0.00	11	0	0.00
20	Punjab & Sind Bank	12	0	0.00	9	0	0.00
21	Punjab National Bank	86	28	32.56	209	40	19.14
22	RBL Bank	2	0	0.00	1	0	0.00
23	State bank of India	115	20	17.39	339	7	2.06
24	South Indian Bank	2	0	0.00	1	0	0.00
25	UCO Bank	46	23	50.00	88	24	27.27
26	Union Bank Of India	49	26	53.06	105	60	57.14
27	Uttar Bihar Gramin Bank	85	7	8.24	252	74	29.37
28	Yes Bank	4	0	0.00	3	0	0.00
29	Karur Vysya Bank	1	0	0.00	1	0	0.00
<b>Total</b>		<b>1116</b>	<b>266</b>	<b>23.84</b>	<b>2539</b>	<b>523</b>	<b>20.60</b>



**STATE LEVEL BANKERS' COMMITTEE BIHAR**

**CONVENOR : STATE BANK OF INDIA**

**DISTRICT WISE KCC PROGRESS REPORT DURING THE FINANCIAL YEAR 2024-25 AS ON 30.06.2024**

**(Rs. In Crore)**

SL.NO.	DISTRICT NAME	KCC NEW						KCC RENEW						TOTAL KCC (NEW+RENEW)					
		TARGET		DISBURSED		% ACHIEVEMENT		TARGET		DISBURSED		% ACHIEVEMENT		TARGET		DISBURSED		% ACHIEVEMENT	
		NO.	AMT	NO.	AMT	NO.	AMT	NO.	AMT	NO.	AMT	NO.	AMT	NO.	AMT	NO.	AMT	NO.	AMT
1	Araria	22033	330.38	245	6.48	1.11	1.96	40370	605.43	10034	89.70	24.86	14.82	62403	935.81	10279	96.18	16.47	10.28
2	Arwal	11941	179.03	48	0.38	0.40	0.21	14248	213.65	173	2.02	1.21	0.95	26189	392.68	221	2.40	0.84	0.61
3	Aurangabad	83834	1257.43	459	4.50	0.55	0.36	109887	1648.25	2431	25.48	2.21	1.55	193721	2905.68	2890	29.98	1.49	1.03
4	Banka	16274	243.99	550	3.89	3.38	1.59	39034	585.42	1539	12.08	3.94	2.06	55308	829.41	2089	15.97	3.78	1.93
5	Begusarai	43112	646.59	764	7.72	1.77	1.19	81591	1223.76	8883	63.64	10.89	5.20	124703	1870.35	9647	71.36	7.74	3.82
6	Bhagalpur	46438	696.47	1088	11.91	2.34	1.71	109299	1639.43	3289	33.68	3.01	2.05	155737	2335.9	4377	45.59	2.81	1.95
7	Bhojpur	60091	901.28	411	3.44	0.68	0.38	79048	1185.65	1413	11.04	1.79	0.93	139139	2086.93	1824	14.48	1.31	0.69
8	Buxar	54735	820.95	281	2.91	0.51	0.35	88249	1323.64	1616	17.94	1.83	1.36	142984	2144.59	1897	20.85	1.33	0.97
9	Darbhanga	40406	605.98	82	1.79	0.20	0.30	60881	913.13	9377	56.00	15.40	6.13	101287	1519.11	9459	57.79	9.34	3.80
10	Gaya	57525	862.77	527	5.02	0.92	0.58	64742	971.05	3942	31.43	6.09	3.24	122267	1833.82	4469	36.45	3.66	1.99
11	Gopalganj	56179	842.58	99	2.23	0.18	0.26	127979	1919.61	7901	61.19	6.17	3.19	184158	2762.19	8000	63.42	4.34	2.30
12	Jamui	26509	397.55	500	3.02	1.89	0.76	36941	554.03	1454	8.82	3.94	1.59	63450	951.58	1954	11.84	3.08	1.24
13	Jehanabad	23108	346.56	114	1.55	0.49	0.45	25322	379.78	486	8.24	1.92	2.17	48430	726.34	600	9.79	1.24	1.35
14	Kaimur	51077	766.11	221	5.37	0.43	0.70	68784	1031.67	2332	44.22	3.39	4.29	119861	1797.78	2553	49.59	2.13	2.76
15	Katihar	30124	451.76	295	6.37	0.98	1.41	49818	747.2	6388	63.16	12.82	8.45	79942	1198.96	6683	69.53	8.36	5.80
16	Khagaria	33472	501.98	330	5.54	0.99	1.10	57485	862.18	4585	31.78	7.98	3.69	90957	1364.16	4915	37.32	5.40	2.74
17	Kishanganj	13826	207.31	209	1.64	1.51	0.79	23044	345.57	7154	54.02	31.04	15.63	36870	552.88	7363	55.66	19.97	10.07
18	Lakhisarai	23772	356.54	246	1.56	1.03	0.44	29695	445.33	753	7.77	2.54	1.74	53467	801.87	999	9.33	1.87	1.16
19	Madhepura	33982	509.69	103	2.81	0.30	0.55	41280	619.12	5771	43.12	13.98	6.96	75262	1128.81	5874	45.93	7.80	4.07
20	Madhubani	47559	713.29	146	3.20	0.31	0.45	92784	1391.64	12500	76.82	13.47	5.52	140343	2104.93	12646	80.02	9.01	3.80
21	Munger	13724	205.8	332	2.20	2.42	1.07	22904	343.5	394	5.55	1.72	1.62	36628	549.3	726	7.75	1.98	1.41
22	Muzaffarpur	59487	892.23	595	18.94	1.00	2.12	115770	1736.46	16374	120.57	14.14	6.94	175257	2628.69	16969	139.51	9.68	5.31
23	Nalanda	47303	709.47	226	6.31	0.48	0.89	60810	912.07	1611	16.98	2.65	1.86	108113	1621.54	1837	23.29	1.70	1.44
24	Nawada	34329	514.85	610	5.12	1.78	0.99	49507	742.56	1528	13.87	3.09	1.87	83836	1257.41	2138	18.99	2.55	1.51
25	Pashchim Champaran	36632	549.38	1412	11.20	3.85	2.04	56380	845.61	15634	124.39	27.73	14.71	93012	1394.99	17046	135.59	18.33	9.72
26	Patna	86569	1298.4	477	8.88	0.55	0.68	163105	2446.44	2340	41.34	1.43	1.69	249674	3744.84	2817	50.22	1.13	1.34
27	Purbi Champaran	77433	1161.4	210	5.73	0.27	0.49	112645	1689.61	20465	160.56	18.17	9.50	190078	2851.01	20675	166.29	10.88	5.83
28	Purnea	39829	597.41	616	12.10	1.55	2.03	65776	986.56	10902	114.64	16.57	11.62	105605	1583.97	11518	126.74	10.91	8.00
29	Rohtas	61787	926.73	541	8.77	0.88	0.95	74148	1112.14	2664	46.45	3.59	4.18	135935	2038.87	3205	55.22	2.36	2.71
30	Saharsa	38197	572.93	100	2.60	0.26	0.45	46449	696.7	5544	48.56	11.94	6.97	84646	1269.63	5644	51.16	6.67	4.03
31	Samastipur	62798	941.85	1199	16.12	1.91	1.71	77310	1159.58	9668	71.30	12.51	6.15	140108	2101.43	10867	87.42	7.76	4.16
32	Saran	57276	859.03	211	5.24	0.37	0.61	75610	1134.06	6374	51.75	8.43	4.56	132886	1993.09	6585	56.99	4.96	2.86
33	Sheikhpura	10958	164.35	188	3.26	1.72	1.98	14134	211.92	561	6.71	3.97	3.17	25092	376.27	749	9.97	2.99	2.65
34	Sheohar	6384	95.65	53	2.54	0.83	2.66	18057	270.74	2620	21.69	14.51	8.01	24441	366.39	2673	24.23	10.94	6.61
35	Sitamarhi	25470	381.89	170	4.03	0.67	1.06	66890	1003.23	9539	67.31	14.26	6.71	92360	1385.12	9709	71.34	10.51	5.15
36	Siwan	49951	749.2	202	4.03	0.40	0.54	85840	1287.52	8571	67.08	9.98	5.21	135791	2036.72	8773	71.11	6.46	3.49
37	Supaul	32338	484.96	345	3.78	1.07	0.78	40132	601.89	4879	42.65	12.16	7.09	72470	1086.85	5224	46.43	7.21	4.27
38	Vaishali	38418	576.11	730	23.13	1.90	4.01	61640	924.47	11171	105.38	18.12	11.40	100058	1500.58	11901	128.51	11.89	8.56
<b>Grand Total</b>		<b>1554880</b>	<b>23319.9</b>	<b>14935</b>	<b>225.31</b>	<b>0.96</b>	<b>0.97</b>	<b>2447588</b>	<b>36710.6</b>	<b>222860</b>	<b>1868.93</b>	<b>9.11</b>	<b>5.09</b>	<b>4002468</b>	<b>60030.48</b>	<b>237795</b>	<b>2094.24</b>	<b>5.94</b>	<b>3.49</b>



**STATE LEVEL BANKERS' COMMITTEE BIHAR**

CONVENOR : STATE BANK OF INDIA

**DISTRICT WISE KCC (ANIMAL HUSBANDRY) PROGRESS REPORT DURING THE FINANCIAL YEAR 2024-25 AS ON 30.06.2024**

(Rs. In Crore)

SL.NO.	DISTRICT NAME	KCC - AH NEW						KCC - AH RENEW						TOTAL KCC - AH (NEW+RENEW)					
		TARGET		DISBURSED		% ACHIEVEMENT		TARGET		DISBURSED		% ACHIEVEMENT		TARGET		DISBURSED		% ACHIEVEMENT	
		NO.	AMT	NO.	AMT	NO.	AMT	NO.	AMT	NO.	AMT	NO.	AMT	NO.	AMT	NO.	AMT	NO.	AMT
1	Araria	4346	34.68	233	2.13	5.36	6.14	287	221	142	0.88	49.48	0.40	4633	255.68	375	3.01	8.09	1.18
2	Arwal	1889	15.08	6	0.08	0.32	0.53	128	96	16	0.08	12.50	0.08	2017	111.08	22	0.16	1.09	0.14
3	Aurangabad	1574	12.54	6	0.09	0.38	0.72	107	80	64	0.62	59.81	0.78	1681	92.54	70	0.71	4.16	0.77
4	Banka	2432	19.4	47	0.80	1.93	4.12	165	124	355	2.18	215.15	1.76	2597	143.4	402	2.98	15.48	2.08
5	Begusarai	8362	66.85	105	1.82	1.26	2.72	542	427	348	6.64	64.21	1.56	8904	493.85	453	8.46	5.09	1.71
6	Bhagalpur	6290	50.26	91	2.15	1.45	4.28	407	321	397	2.83	97.54	0.88	6697	371.26	488	4.98	7.29	1.34
7	Bhojpur	5472	43.71	36	0.58	0.66	1.33	356	279	55	0.49	15.45	0.18	5828	322.71	91	1.07	1.56	0.33
8	Buxar	4251	33.96	2	0.01	0.05	0.03	280	217	84	0.35	30.00	0.16	4531	250.96	86	0.36	1.90	0.14
9	Darbhanga	4678	37.36	52	0.69	1.11	1.85	306	238	421	2.36	137.58	0.99	4984	275.36	473	3.05	9.49	1.11
10	Gaya	8500	67.94	19	0.37	0.22	0.54	550	434	200	0.99	36.36	0.23	9050	501.94	219	1.36	2.42	0.27
11	Gopalganj	3510	28.02	146	2.18	4.16	7.78	233	179	56	1.09	24.03	0.61	3743	207.02	202	3.27	5.40	1.58
12	Jamui	2819	22.51	35	0.56	1.24	2.49	189	144	438	0.78	231.75	0.54	3008	166.51	473	1.34	15.72	0.80
13	Jehanabad	2506	20.02	17	0.26	0.68	1.30	163	128	115	0.38	70.55	0.30	2669	148.02	132	0.64	4.95	0.43
14	Kaimur	3096	24.76	18	0.35	0.58	1.41	203	158	55	0.61	27.09	0.39	3299	182.76	73	0.96	2.21	0.53
15	Katihar	5908	47.24	78	0.86	1.32	1.82	384	302	115	0.72	29.95	0.24	6292	349.24	193	1.58	3.07	0.45
16	Khagaria	3418	27.3	225	4.46	6.58	16.34	228	174	216	1.63	94.74	0.94	3646	201.3	441	6.09	12.10	3.03
17	Kishanganj	3555	28.39	39	0.53	1.10	1.87	232	181	195	0.50	84.05	0.28	3787	209.39	234	1.03	6.18	0.49
18	Lakhisarai	3374	26.96	58	2.17	1.72	8.05	221	172	179	1.38	81.00	0.80	3595	198.96	237	3.55	6.59	1.78
19	Madhepura	2366	18.86	83	0.70	3.51	3.71	160	120	77	0.37	48.13	0.31	2526	138.86	160	1.07	6.33	0.77
20	Madhubani	6656	53.16	25	0.35	0.38	0.66	433	339	93	0.46	21.48	0.14	7089	392.16	118	0.81	1.66	0.21
21	Munger	4571	36.53	57	1.75	1.25	4.79	297	233	99	1.00	33.33	0.43	4868	269.53	156	2.75	3.20	1.02
22	Muzaffarpur	11993	95.87	150	3.29	1.25	3.43	771	612	408	9.25	52.92	1.51	12764	707.87	558	12.54	4.37	1.77
23	Nalanda	5713	45.65	108	1.54	1.89	3.37	369	291	89	0.91	24.12	0.31	6082	336.65	197	2.45	3.24	0.73
24	Nawada	3013	24.04	10	0.10	0.33	0.42	200	153	44	0.19	22.00	0.12	3213	177.04	54	0.29	1.68	0.16
25	Pashchim Champaran	5865	46.87	257	3.78	4.38	8.06	380	299	280	1.93	73.68	0.65	6245	345.87	537	5.71	8.60	1.65
26	Patna	18523	148.12	136	2.77	0.73	1.87	1192	945	106	2.35	8.89	0.25	19715	1093.12	242	5.12	1.23	0.47
27	Purbi Champaran	3941	31.49	829	11.72	21.04	37.22	259	201	125	1.65	48.26	0.82	4200	232.49	954	13.37	22.71	5.75
28	Purnea	4470	35.73	35	0.39	0.78	1.09	292	228	142	0.62	48.63	0.27	4762	263.73	177	1.01	3.72	0.38
29	Rohtas	3748	29.97	17	0.14	0.45	0.47	247	191	58	0.42	23.48	0.22	3995	220.97	75	0.56	1.88	0.25
30	Saharsa	1469	11.71	95	1.28	6.47	10.93	99	75	203	1.01	205.05	1.35	1568	86.71	298	2.29	19.01	2.64
31	Samastipur	6698	53.51	364	6.63	5.43	12.39	439	342	451	5.20	102.73	1.52	7137	395.51	815	11.83	11.42	2.99
32	Saran	8906	71.2	56	0.78	0.63	1.10	572	454	82	0.70	14.34	0.15	9478	525.2	138	1.48	1.46	0.28
33	Sheikhpura	1525	12.15	27	0.46	1.77	3.79	108	78	100	0.40	92.59	0.51	1633	90.15	127	0.86	7.78	0.95
34	Sheohar	1265	10.07	188	2.14	14.86	21.25	91	64	25	0.37	27.47	0.58	1356	74.07	213	2.51	15.71	3.39
35	Sitamarhi	4006	31.99	62	1.11	1.55	3.47	264	204	118	0.88	44.70	0.43	4270	235.99	180	1.99	4.22	0.84
36	Siwan	5017	40.09	23	0.24	0.46	0.60	330	256	75	0.54	22.73	0.21	5347	296.09	98	0.78	1.83	0.26
37	Supaul	1998	15.9	5	0.06	0.25	0.38	138	102	22	0.38	15.94	0.37	2136	117.9	27	0.44	1.26	0.37
38	Vaishali	4918	39.29	47	1.18	0.96	3.00	324	251	122	3.10	37.65	1.24	5242	290.29	169	4.28	3.22	1.47
<b>Grand Total</b>		<b>182641</b>	<b>1459.18</b>	<b>3787</b>	<b>60.50</b>	<b>2.07</b>	<b>4.15</b>	<b>11946</b>	<b>9313</b>	<b>6170</b>	<b>56.24</b>	<b>51.65</b>	<b>0.60</b>	<b>194587</b>	<b>10772.18</b>	<b>9957</b>	<b>116.74</b>	<b>5.12</b>	<b>1.08</b>





STATE LEVEL BANKERS' COMMITTEE BIHAR																			
CONVENOR : STATE BANK OF INDIA																			
DISTRICT WISE KCC (FISHERIES) PROGRESS REPORT DURING THE FINANCIAL YEAR 2024-25 AS ON 30.09.2024																			
(Rs. In Crore)																			
SL.NO.	DISTRICT NAME	KCC - FISHERIES NEW						KCC - FISHERIES RENEW						TOTAL FISHERIES - AH (NEW+RENEW)					
		TARGET		DISBURSED		% ACHIEVEMENT		TARGET		DISBURSED		% ACHIEVEMENT		TARGET		DISBURSED		% ACHIEVEMENT	
		NO.	AMT	NO.	AMT	NO.	AMT	NO.	AMT	NO.	AMT	NO.	AMT	NO.	AMT	NO.	AMT	NO.	AMT
1	Araria	1512	7.56	1	0.01	0.07	0.13	46	0.23	39	0.54	84.78	234.78	1558	7.79	40	0.55	2.57	7.06
2	Arwal	798	3.99	0	0.00	0.00	0.00	24	0.12	0	0.00	0.00	0.00	822	4.11	0	0.00	0.00	0.00
3	Aurangabad	2630	13.15	1	0.01	0.04	0.08	82	0.41	2	0.08	2.44	19.51	2712	13.56	3	0.09	0.11	0.66
4	Banka	746	3.73	0	0.00	0.00	0.00	24	0.12	13	0.37	54.17	308.33	770	3.85	13	0.37	1.69	9.61
5	Begusarai	3950	19.75	0	0.00	0.00	0.00	122	0.61	9	0.83	7.38	136.07	4072	20.36	9	0.83	0.22	4.08
6	Bhagalpur	1144	5.72	7	0.14	0.61	2.45	36	0.18	5	0.05	13.89	27.78	1180	5.9	12	0.19	1.02	3.22
7	Bhojpur	2088	10.44	1	0.00	0.05	0.00	64	0.32	1	0.00	1.56	0.00	2152	10.76	2	0.00	0.09	0.00
8	Buxar	1144	5.72	0	0.00	0.00	0.00	36	0.18	2	0.01	5.56	5.56	1180	5.9	2	0.01	0.17	0.17
9	Darbhanga	1884	9.42	0	0.00	0.00	0.00	58	0.29	9	0.16	15.52	55.17	1942	9.71	9	0.16	0.46	1.65
10	Gaya	2860	14.3	0	0.00	0.00	0.00	88	0.44	4	0.13	4.55	29.55	2948	14.74	4	0.13	0.14	0.88
11	Gopalganj	2052	10.26	0	0.00	0.00	0.00	64	0.32	8	0.09	12.50	28.13	2116	10.58	8	0.09	0.38	0.85
12	Jamui	614	3.07	0	0.00	0.00	0.00	20	0.1	8	0.03	40.00	30.00	634	3.17	8	0.03	1.26	0.95
13	Jehanabad	618	3.09	2	0.02	0.32	0.65	20	0.1	5	0.17	25.00	170.00	638	3.19	7	0.19	1.10	5.96
14	Kaimur	1948	9.74	0	0.00	0.00	0.00	60	0.3	1	0.01	1.67	3.33	2008	10.04	1	0.01	0.05	0.10
15	Katihar	4106	20.53	0	0.00	0.00	0.00	126	0.63	24	0.36	19.05	57.14	4232	21.16	24	0.36	0.57	1.70
16	Khagaria	1524	7.62	0	0.00	0.00	0.00	48	0.24	37	0.59	77.08	245.83	1572	7.86	37	0.59	2.35	7.51
17	Kishanganj	646	3.23	1	0.01	0.15	0.31	20	0.1	32	1.02	160.00	1020.00	666	3.33	33	1.03	4.95	30.93
18	Lakhisarai	708	3.54	0	0.00	0.00	0.00	22	0.11	4	0.04	18.18	36.36	730	3.65	4	0.04	0.55	1.10
19	Madhepura	936	4.68	0	0.00	0.00	0.00	28	0.14	5	0.05	17.86	35.71	964	4.82	5	0.05	0.52	1.04
20	Madhubani	3404	17.02	19	0.23	0.56	1.35	106	0.53	136	1.01	128.30	190.57	3510	17.55	155	1.24	4.42	7.07
21	Munger	1282	6.41	0	0.00	0.00	0.00	40	0.2	5	0.02	12.50	10.00	1322	6.61	5	0.02	0.38	0.30
22	Muzaffarpur	3432	17.16	7	0.14	0.20	0.82	106	0.53	21	0.65	19.81	122.64	3538	17.69	28	0.79	0.79	4.47
23	Nalanda	2212	11.06	1	0.01	0.05	0.09	68	0.34	31	0.60	45.59	176.47	2280	11.4	32	0.61	1.40	5.35
24	Nawada	576	2.88	0	0.00	0.00	0.00	18	0.09	0	0.02	0.00	22.22	594	2.97	0	0.02	0.00	0.67
25	Pashchimi Champaran	2864	14.32	1	0.01	0.03	0.07	88	0.44	10	0.11	11.36	25.00	2952	14.76	11	0.12	0.37	0.81
26	Patna	1608	8.04	2	0.05	0.12	0.62	50	0.25	44	1.96	88.00	784.00	1658	8.29	46	2.01	2.77	24.25
27	Purbi Champaran	2652	13.26	1	0.00	0.04	0.00	82	0.41	15	0.36	18.29	87.80	2734	13.67	16	0.36	0.59	2.63
28	Purnea	2600	13	0	0.00	0.00	0.00	80	0.4	53	0.43	66.25	107.50	2680	13.4	53	0.43	1.98	3.21
29	Rohtas	2108	10.54	0	0.06	0.00	0.57	66	0.33	5	0.09	7.58	27.27	2174	10.87	5	0.15	0.23	1.38
30	Saharsa	472	2.36	0	0.00	0.00	0.00	14	0.07	30	0.42	214.29	600.00	486	2.43	30	0.42	6.17	17.28
31	Samastipur	4698	23.49	0	0.00	0.00	0.00	146	0.73	15	0.48	10.27	65.75	4844	24.22	15	0.48	0.31	1.98
32	Saran	5290	26.45	0	0.00	0.00	0.00	164	0.82	17	0.31	10.37	37.80	5454	27.27	17	0.31	0.31	1.14
33	Sheikhpura	782	3.91	0	0.00	0.00	0.00	24	0.12	3	0.06	12.50	50.00	806	4.03	3	0.06	0.37	1.49
34	Sheohar	754	3.77	1	0.01	0.13	0.27	24	0.12	1	0.01	4.17	8.33	778	3.89	2	0.02	0.26	0.51
35	Sitamarhi	2180	10.9	1	0.18	0.05	1.65	68	0.34	4	0.20	5.88	58.82	2248	11.24	5	0.38	0.22	3.38
36	Siwan	6088	30.44	3	0.18	0.05	0.59	188	0.94	33	1.40	17.55	148.94	6276	31.38	36	1.58	0.57	5.04
37	Supaul	658	3.29	1	0.01	0.15	0.30	20	0.1	0	0.00	0.00	0.00	678	3.39	1	0.01	0.15	0.29
38	Vaishali	6118	30.59	1	0.01	0.02	0.03	190	0.95	6	0.30	3.16	31.58	6308	31.54	7	0.31	0.11	0.98
	<b>Grand Total</b>	<b>81686</b>	<b>408.43</b>	<b>51</b>	<b>1.08</b>	<b>0.06</b>	<b>0.26</b>	<b>2530</b>	<b>12.65</b>	<b>637</b>	<b>12.96</b>	<b>25.18</b>	<b>102.45</b>	<b>84216</b>	<b>421.08</b>	<b>688</b>	<b>14.04</b>	<b>0.82</b>	<b>3.33</b>

STATE LEVEL BANKERS' COMMITTEE BIHAR, PATNA									
(CONVENOR- STATE BANK OF INDIA) FY : 2024 - 25									
BANK WISE TOTAL KCC AS ON 30.06.2024									
No. in Actual and Amount in Crore									
SR.	Name of Bank	NO. OF KCC ISSUED DURING QUARTER (INCLUDING RENEWAL)	AMOUNT DISBURSED DURING QUARTER	TOTAL NO. OF KCC AS ON END OF CURRENT QUARTER	OUTSTANDING AMOUNT. AS ON END OF CURRENT QUARTER	OUT OF TOTAL NO. OF KCC , NUMBER OF RUPAY CARD ISSUED	KCC CARD ACTIVATED	NO. OF KCC ISSUED DURING FIN YEAR (INCLUDING RENEWAL)	AMOUNT DISBURSED FIN YEAR
<b>LEAD BANKS</b>									
1	STATE BANK OF INDIA	14001	192.99	363836	2757.86	241461	52290	14001	192.99
2	BANK OF BARODA	4998	63.47	56497	525.87	0	0	4998	63.47
3	CANARA BANK	2394	34.48	67804	605.9	14218	14218	2394	34.48
4	CENTRAL BANK OF INDIA	4573	34.61	239130	1774.3	231955	96199	4573	34.61
5	PUNJAB NATIONAL BANK	5426	137.21	227596	1674.93	47529	4030	5426	137.21
6	UNION BANK OF INDIA	6223	82.9	76714	670.74	24744	1757	6223	82.9
7	UCO BANK	1273	8.77	143350	838.94	7168	7168	1273	8.77
<b>OTHER BANKS</b>									
8	BANK OF INDIA	8796	48.72	104246	628.58	29026	13413	8796	48.72
9	BANK OF MAHARASHTRA	7	0.12	118	1.53	15	15	7	0.12
10	INDIAN BANK	25	0.31	84407	797.6	15123	232	25	0.31
11	INDIAN OVERSEAS BANK	118	1.64	2918	34.32	2425	453	118	1.64
12	PUNJAB AND SIND BANK	3	0.03	127	3.01	42	33	3	0.03
	<b>Total Public Sector Bank</b>	<b>47837</b>	<b>605.25</b>	<b>1366743</b>	<b>10313.58</b>	<b>613706</b>	<b>189808</b>	<b>47837</b>	<b>605.25</b>
<b>PRIVATE BANKS</b>									
13	AXIS BANK	7833	298.11	7441	815.13	3639	3504	7833	298.11
14	BANDHAN BANK	0	0	0	0	0	0	0	0
15	FEDERAL BANK	14	0.17	81	1.35	0	0	14	0.17
16	HDFC BANK	82993	549.12	594017	2530.34	2898	363	82993	549.12
17	ICICI BANK	698	14.19	4154	187.5	3778	698	698	14.19
18	IDBI BANK	423	1.84	3870	43.04	3870	3870	423	1.84
19	INDUSIND BANK	0	0	0	0	0	0	0	0
20	J & K BANK	0	0	1	0	0	0	0	0
21	KARNATAKA BANK	1	0.03	6	0.09	0	0	1	0.03
22	KOTAK MAHINDRA BANK	0	0	0	0	0	0	0	0
23	SOUTH INDIAN BANK	0	0	0	0	0	0	0	0
24	YES BANK	0	0	0	0	0	0	0	0
25	KARUR VYSYA BANK	0	0	0	0	0	0	0	0
26	IDFC FIRST BANK	0	0	0	0	0	0	0	0
27	RBL BANK	0	0	0	0	0	0	0	0
	<b>Total Private Sector Bank</b>	<b>91962</b>	<b>863.46</b>	<b>609570</b>	<b>3577.45</b>	<b>14185</b>	<b>8435</b>	<b>91962</b>	<b>863.46</b>
	<b>Total COMM. BANKS</b>	<b>139799</b>	<b>1468.71</b>	<b>1976313</b>	<b>13891.03</b>	<b>627891</b>	<b>198243</b>	<b>139799</b>	<b>1468.71</b>
<b>CO-OPERATIVE BANKS</b>									
28	STATE CO-OP. BANK	9291	25.49	381321	670.68	30634	13177	9291	25.49
	<b>Total Cooperative Bank</b>	<b>9291</b>	<b>25.49</b>	<b>381321</b>	<b>670.68</b>	<b>30634</b>	<b>13177</b>	<b>9291</b>	<b>25.49</b>
<b>REGIONAL RURAL BANKS</b>									
29	DAKSHIN BIHAR GRAMIN BANK	7603	39.32	598188	4629.59	129634	129496	7603	39.32
30	UTTAR BIHAR GRAMIN BANK	81086	560.45	668667	6274.69	498943	4458	81086	560.45
	<b>Total Region Rural Bank</b>	<b>88689</b>	<b>599.77</b>	<b>1266855</b>	<b>10904.28</b>	<b>628577</b>	<b>133954</b>	<b>88689</b>	<b>599.77</b>
<b>SMALL FINANCE BANK</b>									
31	JANA SMALL FIN. BANK	0	0	0	0	0	0	0	0
32	UJJIVAN SMALL FIN. BANK	16	0.11	32	0.14	0	0	16	0.11
33	UTKARSH SMALL FIN. BANK	0	0	0	0	0	0	0	0
34	ESAF SMALL FIN. BANK	0	0	0	0	0	0	0	0
35	UNITY SMALL FINANCE BANK	0	0	0	0	0	0	0	0
	<b>Total Small Financial Bank</b>	<b>16</b>	<b>0.11</b>	<b>32</b>	<b>0.14</b>	<b>0</b>	<b>0</b>	<b>16</b>	<b>0.11</b>
	<b>TOTAL FOR BIHAR</b>	<b>237795</b>	<b>2094.08</b>	<b>3624521</b>	<b>25466.13</b>	<b>1287102</b>	<b>345374</b>	<b>237795</b>	<b>2094.08</b>

STATE LEVEL BANKERS' COMMITTEE BIHAR, PATNA									
(CONVENOR- STATE BANK OF INDIA) FY : 2024 - 25									
DISTRICT WISE TOTAL KCC AS ON 30.6.2024									
No. in Actual and Amount in Crore									
SR.NO.	NAME OF DISTRICT	NO. OF KCC ISSUED DURING QUARTER (INCLUDING RENEWAL)	AMOUNT DISBURSED DURING QUARTER	TOTAL NO. OF KCC AS ON END OF CURRENT QUARTER	OUTSTANDING AMOUNT. AS ON END OF CURRENT QUARTER	OUT OF TOTAL NO. OF KCC , NUMBER OF RUPAY CARD ISSUED	KCC CARD ACTIVATED	NO. OF KCC ISSUED DURING FIN YEAR (INCLUDING RENEWAL)	AMOUNT DISBURSED FIN YEAR
1	ARARIA	10279	96.19	109009	779.68	35020	6626	10279	96.19
2	ARWAL	221	2.38	13462	92.16	4080	3122	221	2.38
3	AURANGABAD	2890	30.02	79921	478.19	23971	11417	2890	30.02
4	BANKA	2089	15.97	70410	392.26	18948	11623	2089	15.97
5	BEGUSARAI	9647	71.35	162309	944.17	42194	20208	9647	71.35
6	BHAGALPUR	4377	45.61	109256	720.96	22469	16692	4377	45.61
7	BHOJPUR	1824	14.46	60453	348.48	25555	17984	1824	14.46
8	BUXAR	1897	20.84	47454	327.91	17258	9516	1897	20.84
9	DARBHANGA	9459	57.77	69611	399.44	25806	3663	9459	57.77
10	GAYA	4469	36.46	116429	764.1	14677	4642	4469	36.46
11	GOPALGANJ	8000	63.43	126229	922	73644	8810	8000	63.43
12	JAMUI	1954	11.8	74007	524.19	20008	11873	1954	11.8
13	JEHANABAD	600	9.78	26771	207.52	5236	3260	600	9.78
14	KAIMUR (BHABUA)	2553	49.56	71163	554.25	19078	3110	2553	49.56
15	KATIHAR	6683	69.57	75581	728.9	40978	8776	6683	69.57
16	KHAGARIA	4915	37.31	104353	560.53	18537	7873	4915	37.31
17	KISHANGANJ	7363	55.64	71612	548.69	33269	2884	7363	55.64
18	LAKHISARAI	999	9.32	46234	343.14	4107	1654	999	9.32
19	MADHEPURA	5874	45.9	60471	465.12	27860	5667	5874	45.9
20	MADHUBANI	12646	79.98	160002	823.63	70632	9707	12646	79.98
21	MUNGER	726	7.75	44463	272.84	5497	5192	726	7.75
22	MUZAFFARPUR	16969	139.46	177294	1231.08	66618	10812	16969	139.46
23	NALANDA	1837	23.29	104276	727.57	16871	9376	1837	23.29
24	NAWADA	2138	19.01	73847	515.28	9527	4815	2138	19.01
25	PASHCHIM CHAMPARAN	17046	135.56	185658	1353.81	84915	15622	17046	135.56
26	PATNA	2817	50.25	99115	740.74	18133	8326	2817	50.25
27	PURBI CHAMPARAN	20675	166.32	262080	1853.22	120120	19571	20675	166.32
28	PURNIA	11518	126.7	124290	1047.59	58494	13392	11518	126.7
29	ROHTAS	3205	55.24	111080	855.88	18202	8414	3205	55.24
30	SAHARSA	5644	51.17	63574	498.81	25473	4121	5644	51.17
31	SAMASTIPUR	10867	87.42	200307	1297.47	54085	33750	10867	87.42
32	SARAN	6585	57.02	81808	704.38	50141	6974	6585	57.02
33	SHEIKHPURA	749	9.98	17779	141.06	6369	3841	749	9.98
34	SHEOHAR	2673	24.21	27266	194.71	9766	1469	2673	24.21
35	SITAMARHI	9709	71.35	108778	768.45	35018	4242	9709	71.35
36	SIWAN	8773	71.11	89595	710.06	50696	4392	8773	71.11
37	SUPAUL	5224	46.41	69577	619.5	45205	8085	5224	46.41
38	VAISHALI	11901	128.49	128997	1008.36	68645	13873	11901	128.49
	<b>TOTAL</b>	<b>237795</b>	<b>2094.08</b>	<b>3624521</b>	<b>25466.13</b>	<b>1287102</b>	<b>345374</b>	<b>237795</b>	<b>2094.08</b>

STATE LEVEL BANKERS' COMMITTEE BIHAR, PATNA									
(CONVENOR- STATE BANK OF INDIA) FY : 2024 - 25									
BANK WISE TOTAL KCC FOR ANIMAL HUSBANDARY AS ON 30.6.2024									
No. in Actual and Amount in Crore									
SR.NO.	NAME OF BANK	NO. OF KCC FOR ANIMAL HUSBANDARY ISSUED DURING QUARTER (INCLUDING RENEWAL)	AMOUNT DISBURSED DURING QUARTER	TOTAL NO. OF KCC FOR ANIMAL HUSBANDARY AS ON END OF CURRENT QUARTER	OUTSTANDING AMOUNT. AS ON END OF CURRENT QUARTER	OUT OF TOTAL NO. OF KCC FOR ANIMAL HUSBANDARY , NUMBER OF RUPAY CARD ISSUED	KCC CARD ACTIVATED	NO. OF KCC FOR ANIMAL HUSBANDARY ISSUED DURING FIN YEAR (INCLUDING RENEWAL)	AMOUNT DISBURSED FIN YEAR
	<b>LEAD BANKS</b>								
1	STATE BANK OF INDIA	1767	22.32	11388	90.25	340	315	1767	22.32
2	BANK OF BARODA	776	8.45	3007	32.7	0	0	776	8.45
3	CANARA BANK	611	7.77	7859	84.25	3392	3392	611	7.77
4	CENTRAL BANK OF INDIA	265	5.24	1378	17.56	639	438	265	5.24
5	PUNJAB NATIONAL BANK	18	0.41	212	2.08	11	10	18	0.41
6	UNION BANK OF INDIA	1856	32.88	10000	117.51	345	336	1856	32.88
7	UCO BANK	122	2.08	4399	41.12	66	66	122	2.08
	<b>OTHER BANKS</b>								
8	BANK OF INDIA	2547	8.69	4251	33.24	3850	2975	2547	8.69
9	BANK OF MAHARASHTRA	17	0.33	22	0.46	0	0	17	0.33
10	INDIAN BANK	12	0.15	2652	31.29	85	2	12	0.15
11	INDIAN OVERSEAS BANK	25	0.39	75	1.02	7	3	25	0.39
12	PUNJAB AND SIND BANK	7	0.05	34	0.46	9	2	7	0.05
	<b>Total Public Sector Bank</b>	<b>8023</b>	<b>88.76</b>	<b>45277</b>	<b>451.94</b>	<b>8744</b>	<b>7539</b>	<b>8023</b>	<b>88.76</b>
	<b>PRIVATE BANKS</b>								
13	AXIS BANK	0	0	0	0	0	0	0	0
14	BANDHAN BANK	0	0	0	0	0	0	0	0
15	FEDERAL BANK	0	0	0	0	0	0	0	0
16	HDFC BANK	520	21.57	605	29.22	513	55	520	21.57
17	ICICI BANK	0	0	0	0	0	0	0	0
18	IDBI BANK	0	0	3	0.04	3	3	0	0
19	INDUSIND BANK	0	0	0	0	0	0	0	0
20	J & K BANK	0	0	0	0	0	0	0	0
21	KARNATAKA BANK	0	0	0	0	0	0	0	0
22	KOTAK MAHINDRA BANK	0	0	0	0	0	0	0	0
23	SOUTH INDIAN BANK	0	0	0	0	0	0	0	0
24	YES BANK	0	0	0	0	0	0	0	0
25	KARUR VYSYA BANK	0	0	0	0	0	0	0	0
26	IDFC FIRST BANK	0	0	0	0	0	0	0	0
27	RBL BANK	0	0	0	0	0	0	0	0
	<b>Total Private Sector Bank</b>	<b>520</b>	<b>21.57</b>	<b>608</b>	<b>29.26</b>	<b>516</b>	<b>58</b>	<b>520</b>	<b>21.57</b>
	<b>Total COMM. BANKS</b>	<b>8543</b>	<b>110.33</b>	<b>45885</b>	<b>481.2</b>	<b>9260</b>	<b>7597</b>	<b>8543</b>	<b>110.33</b>
	<b>CO-OPERATIVE BANKS</b>								
28	STATE CO-OP. BANK	0	0	0	0	0	0	0	0
	<b>Total Cooperative Bank</b>	<b>0</b>	<b>0</b>	<b>0</b>	<b>0</b>	<b>0</b>	<b>0</b>	<b>0</b>	<b>0</b>
	<b>REGIONAL RURAL BANKS</b>								
29	DAKSHIN BIHAR GRAMIN BANK	246	1.25	1128	6.89	9521	13016	246	1.25
30	UTTAR BIHAR GRAMIN BANK	1168	5.2	3583	20.06	645	0	1168	5.2
	<b>Total Region Rural Bank</b>	<b>1414</b>	<b>6.45</b>	<b>4711</b>	<b>26.95</b>	<b>10166</b>	<b>13016</b>	<b>1414</b>	<b>6.45</b>
	<b>SMALL FINANCE BANK</b>								
31	JANA SMALL FIN. BANK	0	0	0	0	0	0	0	0
32	UJJIVAN SMALL FIN. BANK	0	0	0	0	0	0	0	0
33	UTKARSH SMALL FIN. BANK	0	0	0	0	0	0	0	0
34	ESAF SMALL FIN. BANK	0	0	0	0	0	0	0	0
35	UNITY SMALL FINANCE BANK	0	0	0	0	0	0	0	0
	<b>Total Small Financial Bank</b>	<b>0</b>	<b>0</b>	<b>0</b>	<b>0</b>	<b>0</b>	<b>0</b>	<b>0</b>	<b>0</b>
	<b>TOTAL FOR BIHAR</b>	<b>9957</b>	<b>116.78</b>	<b>50596</b>	<b>508.15</b>	<b>19426</b>	<b>20613</b>	<b>9957</b>	<b>116.78</b>

STATE LEVEL BANKERS' COMMITTEE BIHAR, PATNA									
(CONVENOR- STATE BANK OF INDIA) FY : 2024 - 25									
DISTRICT WISE TOTAL KCC FOR ANIMAL HUSBANDARY AS ON 30.06.2024									
No. in Actual and Amount in Crore									
SR.NO.	NAME OF DISTRICT	NO. OF KCC FOR ANIMAL HUSBANDARY ISSUED DURING QUARTER (INCLUDING RENEWAL)	AMOUNT DISBURSED DURING QUARTER	TOTAL NO. OF KCC FOR ANIMAL HUSBANDARY AS ON END OF CURRENT QUARTER	OUTSTANDING AMOUNT. AS ON END OF CURRENT QUARTER	OUT OF TOTAL NO. OF KCC FOR ANIMAL HUSBANDARY, NUMBER OF RUPAY CARD ISSUED	KCC CARD ACTIVATED	NO. OF KCC FOR ANIMAL HUSBANDARY ISSUED DURING FIN YEAR (INCLUDING RENEWAL)	AMOUNT DISBURSED FIN YEAR
1	ARARIA	375	3.00	1814	14.46	138	127	375	3
2	ARWAL	22	0.17	97	0.83	97	691	22	0.17
3	AURANGABAD	70	0.72	327	2.52	341	1769	70	0.72
4	BANKA	402	3.00	1585	13.81	451	407	402	3
5	BEGUSARAI	453	8.45	3320	47.96	855	703	453	8.45
6	BHAGALPUR	488	4.99	2537	23.07	361	339	488	4.99
7	BHOJPUR	91	1.04	543	4.72	1728	1660	91	1.04
8	BUXAR	86	0.34	460	3.9	2090	1100	86	0.34
9	DARBHANGA	473	3.05	1769	15.18	513	249	473	3.05
10	GAYA	219	1.35	522	4.24	417	243	219	1.35
11	GOPALGANJ	202	3.29	1043	10.96	461	371	202	3.29
12	JAMUI	473	1.35	1176	9.31	587	487	473	1.35
13	JEHANABAD	132	0.63	424	3.62	309	224	132	0.63
14	KAIMUR (BHABUA)	73	0.96	405	4.56	1825	3012	73	0.96
15	KATIHAR	193	1.58	1260	9.96	109	65	193	1.58
16	KHAGARIA	441	6.11	2910	32.79	270	196	441	6.11
17	KISHANGANJ	234	1.03	976	6.33	209	187	234	1.03
18	LAKHISARAI	237	3.54	1065	11.73	284	371	237	3.54
19	MADHEPURA	160	1.06	712	3.78	94	65	160	1.06
20	MADHUBANI	118	0.80	661	4.95	126	72	118	0.8
21	MUNGER	156	2.75	1010	10.65	134	110	156	2.75
22	MUZAFFARPUR	558	12.56	4000	45.57	804	607	558	12.56
23	NALANDA	197	2.44	1454	14.23	308	285	197	2.44
24	NAWADA	54	0.27	362	2.36	2428	1285	54	0.27
25	PASHCHIM CHAMPARAN	537	5.68	2623	24.5	361	248	537	5.68
26	PATNA	242	5.10	1764	24.45	510	672	242	5.1
27	PURBI CHAMPARAN	954	13.42	2945	32.74	174	136	954	13.42
28	PURNIA	177	1.01	1340	8.14	131	58	177	1.01
29	ROHTAS	75	0.56	315	2.61	706	2622	75	0.56
30	SAHARSA	298	2.29	1102	10.03	530	432	298	2.29
31	SAMASTIPUR	815	11.85	4083	44.21	733	679	815	11.85
32	SARAN	138	1.47	656	5.42	96	52	138	1.47
33	SHEIKHPURA	127	0.86	943	8.57	351	436	127	0.86
34	SHEOHAR	213	2.51	986	10.33	66	21	213	2.51
35	SITAMARHI	180	2.00	1172	11.6	242	176	180	2
36	SIWAN	98	0.79	460	5.43	159	133	98	0.79
37	SUPAUL	27	0.44	454	4.65	72	51	27	0.44
38	VAISHALI	169	4.32	1321	13.98	356	272	169	4.32
<b>TOTAL</b>		<b>9957</b>	<b>116.78</b>	<b>50596</b>	<b>508.15</b>	<b>19426</b>	<b>20613</b>	<b>9957</b>	<b>116.78</b>

STATE LEVEL BANKERS' COMMITTEE BIHAR, PATNA									
(CONVENOR- STATE BANK OF INDIA) FY : 2024 - 25									
BANK WISE TOTAL KCC FOR FISHRIES AS ON 30.6.2024									
								No. in Actual and Amount in Crore	
SR.NO.	NAME OF BANK	NO. OF KCC FOR FISHRIES ISSUED DURING QUARTER (INCLUDING RENEWAL)	AMOUNT DISBURSED DURING QUARTER	TOTAL NO. OF KCC FOR FISHRIES AS ON END OF CURRENT QUARTER	OUTSTANDING AMOUNT. AS ON END OF CURRENT QUARTER	OUT OF TOTAL NO. OF KCC FOR FISHRIES , NUMBER OF RUPAY CARD ISSUED	KCC CARD ACTIVATE	NO. OF KCC FOR FISHRIESISSUED DURING FIN YEAR (INCLUDING RENEWAL)	AMOUNT DISBURSED FIN YEAR
	<b>LEAD BANKS</b>								
1	STATE BANK OF INDIA	467	9.45	2298	50.79	33	16	467	9.45
2	BANK OF BARODA	5	0.23	62	0.72	0	0	5	0.23
3	CANARA BANK	0	0	51	0.9	24	24	0	0
4	CENTRAL BANK OF INDIA	4	0.05	44	2.01	20	16	4	0.05
5	PUNJAB NATIONAL BANK	24	0.34	158	2.11	11	8	24	0.34
6	UNION BANK OF INDIA	16	0.29	132	1.85	0	0	16	0.29
7	UCO BANK	5	0.01	80	0.74	4	4	5	0.01
	<b>OTHER BANKS</b>								
8	BANK OF INDIA	34	0.21	142	1.73	135	61	34	0.21
9	BANK OF MAHARASHTRA	0	0	0	0	0	0	0	0
10	INDIAN BANK	0	0	15	0.5	3	0	0	0
11	INDIAN OVERSEAS BANK	1	0.18	3	0.2	2	1	1	0.18
12	PUNJAB AND SIND BANK	0	0	0	0	0	0	0	0
	<b>Total Public Sector Bank</b>	<b>556</b>	<b>10.76</b>	<b>2985</b>	<b>61.55</b>	<b>232</b>	<b>130</b>	<b>556</b>	<b>10.76</b>
	<b>PRIVATE BANKS</b>								
13	AXIS BANK	0	0	0	0	0	0	0	0
14	BANDHAN BANK	0	0	0	0	0	0	0	0
15	FEDERAL BANK	0	0	0	0	0	0	0	0
16	HDFC BANK	50	2.78	50	2.7	43	2	50	2.78
17	ICICI BANK	0	0	0	0	0	0	0	0
18	IDBI BANK	1	0.02	3	0.04	3	3	1	0.02
19	INDUSIND BANK	0	0	0	0	0	0	0	0
20	J & K BANK	0	0	0	0	0	0	0	0
21	KARNATAKA BANK	0	0	0	0	0	0	0	0
22	KOTAK MAHINDRA BANK	0	0	0	0	0	0	0	0
23	SOUTH INDIAN BANK	0	0	0	0	0	0	0	0
24	YES BANK	0	0	0	0	0	0	0	0
25	KARUR VYSYA BANK	0	0	0	0	0	0	0	0
26	IDFC FIRST BANK	0	0	0	0	0	0	0	0
27	RBL BANK	0	0	0	0	0	0	0	0
	<b>Total Private Sector Bank</b>	<b>51</b>	<b>2.8</b>	<b>53</b>	<b>2.74</b>	<b>46</b>	<b>5</b>	<b>51</b>	<b>2.8</b>
	<b>Total COMM. BANKS</b>	<b>607</b>	<b>13.56</b>	<b>3038</b>	<b>64.29</b>	<b>278</b>	<b>135</b>	<b>607</b>	<b>13.56</b>
	<b>CO-OPERATIVE BANKS</b>								
28	STATE CO-OP. BANK	0	0	36	0.08	0	0	0	0
	<b>Total Cooperative Bank</b>	<b>0</b>	<b>0</b>	<b>36</b>	<b>0.08</b>	<b>0</b>	<b>0</b>	<b>0</b>	<b>0</b>
	<b>REGIONAL RURAL BANKS</b>								
29	DAKSHIN BIHAR GRAMIN BANK	0	0	8	0.07	0	0	0	0
30	UTTAR BIHAR GRAMIN BANK	81	0.51	182	1.7	17	0	81	0.51
	<b>Total Region Rural Bank</b>	<b>81</b>	<b>0.51</b>	<b>190</b>	<b>1.77</b>	<b>17</b>	<b>0</b>	<b>81</b>	<b>0.51</b>
	<b>SMALL FINANCE BANK</b>								
31	JANA SMALL FIN. BANK	0	0	0	0	0	0	0	0
32	UJJIVAN SMALL FIN. BANK	0	0	0	0	0	0	0	0
33	UTKARSH SMALL FIN. BANK	0	0	0	0	0	0	0	0
34	ESAF SMALL FIN. BANK	0	0	0	0	0	0	0	0
35	UNITY SMALL FINANCE BANK	0	0	0	0	0	0	0	0
	<b>Total Small Financial Bank</b>	<b>0</b>	<b>0</b>	<b>0</b>	<b>0</b>	<b>0</b>	<b>0</b>	<b>0</b>	<b>0</b>
	<b>TOTAL FOR BIHAR</b>	<b>688</b>	<b>14.07</b>	<b>3264</b>	<b>66.14</b>	<b>295</b>	<b>135</b>	<b>688</b>	<b>14.07</b>

STATE LEVEL BANKERS' COMMITTEE BIHAR, PATNA									
(CONVENOR- STATE BANK OF INDIA) FY : 2024 - 25									
DISTRICT WISE TOTAL KCC FOR FISHRIES AS ON 30.6.2024									
No. in Actual and Amount in Crore									
SR.	NAME OF DISTRICT	NO. OF KCC FOR FISHRIES ISSUED DURING QUARTER (INCLUDING RENEWAL)	AMOUNT DISBURSED DURING QUARTER	TOTAL NO. OF KCC FOR FISHRIES AS ON END OF CURRENT QUARTER	OUTSTANDING AMOUNT. AS ON END OF CURRENT QUARTER	OUT OF TOTAL NO. OF KCC FOR FISHRIES , NUMBER OF RUPAY CARD ISSUED	KCC CARD ACTIVATE	NO. OF KCC FOR FISHRIESISSUED DURING FIN YEAR (INCLUDING RENEWAL)	AMOUNT DISBURSED FIN YEAR
1	ARARIA	40	0.56	232	3.51	2	0	40	0.56
2	ARWAL	0	0.00	5	0.05	1	1	0	0
3	AURANGABAD	3	0.09	31	0.41	2	1	3	0.09
4	BANKA	13	0.37	47	1.49	15	13	13	0.37
5	BEGUSARAI	9	0.83	243	4.49	16	1	9	0.83
6	BHAGALPUR	12	0.19	82	1.34	2	1	12	0.19
7	BHOJPUR	2	0.00	18	0.16	1	1	2	0
8	BUXAR	2	0.01	11	0.09	0	0	2	0.01
9	DARBHANGA	9	0.15	43	0.88	8	4	9	0.15
10	GAYA	4	0.13	18	0.40	1	1	4	0.13
11	GOPALGANJ	8	0.09	22	0.46	5	2	8	0.09
12	JAMUI	8	0.03	15	0.19	5	4	8	0.03
13	JEHANABAD	7	0.18	36	0.36	5	4	7	0.18
14	KAIMUR (BHABUA)	1	0.01	2	0.06	0	0	1	0.01
15	KATIHAR	24	0.37	111	2.45	3	1	24	0.37
16	KHAGARIA	37	0.60	165	3.65	0	0	37	0.6
17	KISHANGANJ	33	1.03	70	2.04	0	0	33	1.03
18	LAKHISARAI	4	0.04	15	0.12	3	3	4	0.04
19	MADHEPURA	5	0.05	39	0.33	2	1	5	0.05
20	MADHUBANI	155	1.26	478	8.62	104	38	155	1.26
21	MUNGER	5	0.02	25	0.30	3	1	5	0.02
22	MUZAFFARPUR	28	0.78	124	2.62	12	2	28	0.78
23	NALANDA	32	0.60	84	3.00	11	3	32	0.6
24	NAWADA	0	0.02	12	0.05	0	0	0	0.02
25	PASHCHIM CHAMPARAN	11	0.13	93	1.13	2	0	11	0.13
26	PATNA	46	2.01	194	5.62	6	5	46	2.01
27	PURBI CHAMPARAN	16	0.36	170	3.71	12	12	16	0.36
28	PURNIA	53	0.43	140	2.39	1	1	53	0.43
29	ROHTAS	5	0.15	40	1.40	4	4	5	0.15
30	SAHARSA	30	0.41	253	4.90	12	5	30	0.41
31	SAMASTIPUR	15	0.48	140	2.41	6	5	15	0.48
32	SARAN	17	0.32	72	1.95	6	2	17	0.32
33	SHEIKHPURA	3	0.06	35	0.79	8	8	3	0.06
34	SHEOHAR	2	0.02	18	0.22	1	1	2	0.02
35	SITAMARHI	5	0.38	73	2.05	6	2	5	0.38
36	SIWAN	36	1.59	57	1.76	21	4	36	1.59
37	SUPAUL	1	0.01	4	0.04	0	0	1	0.01
38	VAISHALI	7	0.31	47	0.70	9	4	7	0.31
	<b>TOTAL</b>	<b>688</b>	<b>14.07</b>	<b>3264</b>	<b>66.14</b>	<b>295</b>	<b>135</b>	<b>688</b>	<b>14.07</b>

STATE LEVEL BANKERS' COMMITTEE BIHAR, PATNA																	
(CONVENOR- STATE BANK OF INDIA) FY : 2024 - 25																	
BANK WISE INVESTMENT CREDIT UNDER AGRICULTURE - DISBURSEMENT AS ON 30.06.2024																	
No. in Actual and Amount in Crore																	
SR.	NAME OF BANK	Farm Production organistaion		Dairy Dev		Farm Mechanisation		Poultry		Fisheries		Rural Godown		Agri Clinic		Other	
		No.	Amt.	No.	Amt.	No.	Amt.	No.	Amt.	No.	Amt.	No.	Amt.	No.	Amt.	No.	Amt.
<b>LEAD BANKS</b>																	
1	STATE BANK OF INDIA	0	0	286	2.09	2	0.1	114	9.89	44	0.91	0	0	0	0	0	0
2	BANK OF BARODA	0	0	6610	52.9	0	0	111	6.71	21	0.28	0	0	0	0	31562	127.13
3	CANARA BANK	8	0.21	4734	17.13	2	0.32	136	6.41	8	0.83	30	11	0	0	18981	387.79
4	CENTRAL BANK OF INDIA	0	0	184	0.4	2	0.01	50	5.6	8	0	0	0	0	0	1	0.1
5	PUNJAB NATIONAL BANK	0	0	243	8.83	580	29.55	22	2.71	0	0	0	0	0	0	2460	20.7
6	UNION BANK OF INDIA	0	0	4581	61.12	1	0.1	62	4.08	31	0.65	3	0.09	0	0	3447	133.12
7	UCO BANK	0	0	0	0	0	0	1	0.12	0	0	0	0	0	0	0	0
<b>OTHER BANKS</b>																	
8	BANK OF INDIA	0	0	0	0	8089	123.85	0	0	0	0	0	0	0	0	0	0
9	BANK OF MAHARASHTRA	0	0	13	0.15	0	0	0	0	0	0	0	0	0	0	0	0
10	INDIAN BANK	0	0	3	0.04	50	1.08	0	0	0	0	0	0	0	0	2977	32.7
11	INDIAN OVERSEAS BANK	0	0	7	0.12	2	0.09	2	1.27	0	0	0	0	0	0	268	12.55
12	PUNJAB AND SIND BANK	0	0	2	0.01	0	0	0	0	0	0	0	0	3	0.15	7	0.32
<b>Total Public Sector Bank</b>		<b>8</b>	<b>0.21</b>	<b>16663</b>	<b>142.79</b>	<b>8728</b>	<b>155.1</b>	<b>498</b>	<b>36.79</b>	<b>112</b>	<b>2.67</b>	<b>33</b>	<b>11.09</b>	<b>3</b>	<b>0.15</b>	<b>59703</b>	<b>714.41</b>
<b>PRIVATE BANKS</b>																	
13	AXIS BANK	0	0	0	0	0	0	0	0	0	0	0	0	0	0	0	0
14	BANDHAN BANK	0	0	0	0	0	0	0	0	0	0	0	0	0	0	0	0
15	FEDERAL BANK	0	0	1596	7.78	0	0	5	0.03	1	0.01	0	0	0	0	0	0
16	HDFC BANK	0	0	0	0	41148	247.97	0	0	0	0	0	0	0	0	34291	580.98
17	ICICI BANK	0	0	7511	101.19	125	5.39	1018	11.84	208	3.27	0	0	0	0	2317	241.89
18	IDBI BANK	0	0	0	0	0	0	0	0	0	0	0	0	0	0	8839	78.23
19	INDUSIND BANK	0	0	0	0	0	0	0	0	0	0	0	0	0	0	0	0
20	J & K BANK	0	0	0	0	0	0	0	0	0	0	0	0	0	0	0	0
21	KARNATAKA BANK	0	0	0	0	0	0	0	0	0	0	0	0	0	0	0	0
22	KOTAK MAHINDRA BANK	0	0	0	0	755	39.93	0	0	0	0	0	0	0	0	90540	460.39
23	SOUTH INDIAN BANK	0	0	0	0	0	0	0	0	0	0	0	0	0	0	0	0
24	YES BANK	0	0	0	0	0	0	0	0	0	0	0	0	0	0	0	0
25	KARUR VYSYA BANK	0	0	0	0	0	0	0	0	0	0	0	0	0	0	0	0
26	IDFC FIRST BANK	0	0	21118	80.71	567	5.99	402	1.49	1612	6.26	0	0	0	0	6638	25.63
27	RBL BANK	0	0	2	0.05	496	24.49	0	0	0	0	0	0	0	0	141	8.61
<b>Total Private Sector Bank</b>		<b>0</b>	<b>0</b>	<b>30227</b>	<b>189.73</b>	<b>43091</b>	<b>323.77</b>	<b>1425</b>	<b>13.36</b>	<b>1821</b>	<b>9.54</b>	<b>0</b>	<b>0</b>	<b>0</b>	<b>0</b>	<b>142766</b>	<b>1395.73</b>
<b>Total COMM. BANKS</b>		<b>8</b>	<b>0.21</b>	<b>46890</b>	<b>332.52</b>	<b>51819</b>	<b>478.87</b>	<b>1923</b>	<b>50.15</b>	<b>1933</b>	<b>12.21</b>	<b>33</b>	<b>11.09</b>	<b>3</b>	<b>0.15</b>	<b>202469</b>	<b>2110.14</b>
<b>CO-OPERATIVE BANKS</b>																	
28	STATE CO-OP. BANK	0	0	0	0	0	0	0	0	0	0	0	0	0	0	0	0
<b>Total Cooperative Bank</b>		<b>0</b>	<b>0</b>	<b>0</b>	<b>0</b>	<b>0</b>	<b>0</b>	<b>0</b>	<b>0</b>	<b>0</b>	<b>0</b>	<b>0</b>	<b>0</b>	<b>0</b>	<b>0</b>	<b>0</b>	<b>0</b>
<b>REGIONAL RURAL BANKS</b>																	
29	DAKSHIN BIHAR GRAMIN BANK	0	0	10	0.16	1	0.05	0	0	0	0	0	0	0	0	0	0
30	UTTAR BIHAR GRAMIN BANK	0	0	4	0	0	0	0	0	0	0	0	0	0	0	1	0
<b>Total Region Rural Bank</b>		<b>0</b>	<b>0</b>	<b>14</b>	<b>0.16</b>	<b>1</b>	<b>0.05</b>	<b>0</b>	<b>0</b>	<b>0</b>	<b>0</b>	<b>0</b>	<b>0</b>	<b>0</b>	<b>0</b>	<b>1</b>	<b>0</b>
<b>SMALL FINANCE BANK</b>																	
31	JANA SMALL FIN. BANK	0	0	3191	16.87	0	0	0	0	0	0	0	0	0	0	18592	96.35
32	UJJIVAN SMALL FIN. BANK	0	0	0	0	0	0	0	0	0	0	0	0	0	0	45151	283.97
33	UTKARSH SMALL FIN. BANK	0	0	56	0.33	0	0	22	0.11	334	1.76	0	0	0	0	100422	528.99
34	ESAF SMALL FIN. BANK	0	0	3834	16.73	50	0.22	78	0.35	297	1.27	0	0	0	0	3907	28.87
35	UNITY SMALL FINANCE BANK	0	0	0	0	0	0	0	0	0	0	0	0	0	0	0	0
<b>Total Small Financial Bank</b>		<b>0</b>	<b>0</b>	<b>7081</b>	<b>33.93</b>	<b>50</b>	<b>0.22</b>	<b>100</b>	<b>0.46</b>	<b>631</b>	<b>3.03</b>	<b>0</b>	<b>0</b>	<b>0</b>	<b>0</b>	<b>168072</b>	<b>938.18</b>
<b>TOTAL FOR BIHAR</b>		<b>8</b>	<b>0.21</b>	<b>53985</b>	<b>366.61</b>	<b>51870</b>	<b>479.14</b>	<b>2023</b>	<b>50.61</b>	<b>2564</b>	<b>15.24</b>	<b>33</b>	<b>11.09</b>	<b>3</b>	<b>0.15</b>	<b>370542</b>	<b>3048.32</b>



**STATE LEVEL BANKERS' COMMITTEE BIHAR, PATNA  
(CONVENOR- STATE BANK OF INDIA) FY : 2024 - 25**

**DISTRICT WISE INVESTMENT CREDIT UNDER AGRICULTURE - DISBURSEMENT AS ON 30.06.2024**

**No. in Actual and Amount in Crore**

SR.	NAME OF BANK	Farm Production organistaion		Dairy Dev		Farm Mechanisation		Poultry		Fisheries		Rural Godown		Agri Clinic		Other	
		No.	Amt.	No.	Amt.	No.	Amt.	No.	Amt.	No.	Amt.	No.	Amt.	No.	Amt.	No.	Amt.
1	ARARIA	0	0	949	6.18	2790	15.98	98	0.88	15	0.07	1	0.05	0	0	8583	64.12
2	ARWAL	0	0	140	1.72	30	1.02	15	0.34	33	0.16	0	0	0	0	1067	8.85
3	AURANGABAD	0	0	167	1.53	976	10.32	33	0.56	3	0.06	0	0	0	0	7708	58.17
4	BANKA	0	0	2706	11.92	399	3.45	81	0.47	34	0.48	0	0	0	0	4818	29.59
5	BEGUSARAI	0	0	3299	17.19	1792	17.6	59	2.09	53	0.23	1	0.3	0	0	17598	124.41
6	BHAGALPUR	0	0	2825	15.96	2105	18.57	161	1.87	123	0.76	0	0	0	0	10344	79.73
7	BHOJPUR	0	0	629	4.52	82	1.88	33	0.49	46	0.19	0	0	0	0	8008	56.35
8	BUXAR	0	0	150	1.21	400	4.89	7	0.12	3	0.04	1	0.02	0	0	4777	83.34
9	DARBHANGA	0	0	1727	9.59	2784	21.77	49	0.61	65	0.39	0	0	0	0	30617	172.39
10	GAYA	0	0	1157	15.87	1935	19.1	69	0.87	71	0.59	0	0	0	0	11605	81.34
11	GOPALGANJ	0	0	768	5.59	920	10.97	41	1.72	20	0.15	0	0	0	0	12626	76.02
12	JAMUI	0	0	197	2.34	192	1.61	12	0.24	1	0.01	0	0	0	0	3048	51.01
13	JEHANABAD	0	0	113	1.16	171	2.91	23	0.53	5	0.03	0	0	0	0	1465	13.69
14	KAIMUR (BHABUA)	1	0.2	224	2.83	665	5.67	6	0.19	6	0.03	1	0.23	0	0	4057	36.91
15	KATIHAR	0	0	994	5.11	1327	23.38	36	0.38	617	3.08	2	0.41	0	0	21137	126.76
16	KHAGARIA	0	0	2392	16.2	1081	7.44	25	0.68	76	0.31	2	0.4	0	0	4341	39.03
17	KISHANGANJ	0	0	587	3.42	1850	11.22	87	0.55	48	0.23	0	0	0	0	3534	19.03
18	LAKHISARAI	0	0	759	5.49	105	1.57	5	0.06	8	0.06	0	0	0	0	1454	18.07
19	MADHEPURA	0	0	1266	6.57	2018	13.81	14	0.13	18	0.08	0	0	0	0	6654	37.43
20	MADHUBANI	0	0	1471	7.9	2639	20.45	15	0.33	88	0.44	0	0	0	0	11690	63.46
21	MUNGER	0	0	1380	9.63	66	1.11	65	0.4	49	0.21	0	0	0	0	2501	17.35
22	MUZAFFARPUR	0	0	4714	29.89	3294	31.68	181	10.69	172	1.53	2	1.49	0	0	20685	241.42
23	NALANDA	0	0	1576	9.6	637	9.51	78	2.07	63	0.34	2	0.16	0	0	4757	36.7
24	NAWADA	0	0	138	2.09	283	5.13	15	0.39	3	0.09	0	0	0	0	2936	22.92
25	PASHCHIM CHAMPARAN	0	0	2247	13.94	3413	23.5	67	1.24	57	0.26	0	0	0	0	11744	115.22
26	PATNA	0	0	3942	53.27	1692	50.41	117	5.78	54	1.29	2	2.57	3	0.15	38381	470.42
27	PURBI CHAMPARAN	0	0	2891	19.46	2997	23.29	137	2.13	146	0.66	0	0	0	0	15231	142.48
28	PURNIA	0	0	1685	8.49	1936	15.4	43	2.96	127	0.55	14	4.42	0	0	11046	91.34
29	ROHTAS	0	0	936	6.52	779	8.27	24	0.55	152	0.65	3	0.54	0	0	6719	59.19
30	SAHARSA	0	0	1991	8.4	2025	15.99	22	0.15	94	0.41	0	0	0	0	5112	37
31	SAMASTIPUR	0	0	2831	17.34	2644	19.49	55	2.57	60	0.26	1	0.1	0	0	14418	165.56
32	SARAN	0	0	1598	11.05	733	7.66	127	0.72	46	0.29	0	0	0	0	26623	146.43
33	SHEIKHPURA	2	0	298	1.53	48	0.32	13	0.26	4	0.07	0	0	0	0	2208	14.14
34	SHEOHAR	0	0	1179	7.08	373	2.55	10	0.17	96	0.44	0	0	0	0	3362	14.79
35	SITAMARHI	0	0	1347	8.02	2898	20.16	20	1.71	61	0.36	0	0	0	0	9211	63.6
36	SIWAN	3	0.01	543	4.13	1219	10.69	64	1.87	19	0.15	0	0	0	0	10682	69.18
37	SUPAUL	0	0	128	0.77	836	8.06	14	0.68	1	0	0	0	0	0	825	8.41
38	VAISHALI	2	0	2041	13.1	1736	12.31	102	3.16	27	0.29	1	0.4	0	0	8970	92.47
<b>TOTAL</b>		<b>8</b>	<b>0.21</b>	<b>53985</b>	<b>366.61</b>	<b>51870</b>	<b>479.14</b>	<b>2023</b>	<b>50.61</b>	<b>2564</b>	<b>15.24</b>	<b>33</b>	<b>11.09</b>	<b>3</b>	<b>0.15</b>	<b>370542</b>	<b>3048.32</b>

STATE LEVEL BANKERS' COMMITTEE BIHAR, PATNA																	
(CONVENOR- STATE BANK OF INDIA) FY : 2024 - 25																	
BANK WISE TOTAL INVESTMENT CREDIT UNDER AGRICULTURE - OUTSTANDING AS ON 30.6.2024																	
No. in Actual and Amount in Crore																	
SR.	NAME OF BANK	Farm Production organistaion		Dairy Dev		Farm Mechanisation		Poultry		Fisheries		Rural Godown		Agri Clinic		Other	
		No.	Amt.	No.	Amt.	No.	Amt.	No.	Amt.	No.	Amt.	No.	Amt.	No.	Amt.	No.	Amt.
<b>LEAD BANKS</b>																	
1	STATE BANK OF INDIA	1	0	1479	18.63	969	13.82	229	29.44	118	5.48	5	2.57	1	0.01	0	0
2	BANK OF BARODA	0	0	12558	299.78	0	0	211	16.56	184	3.31	0	0	0	0	25322	735.89
3	CANARA BANK	11	0.66	10710	118.68	281	10.29	269	36.98	113	3.61	126	89.37	0	0	47254	1368
4	CENTRAL BANK OF INDIA	0	0	4184	39.99	19629	146.79	247	18.89	88	2.94	149	1.98	5	0.09	3248	20.19
5	PUNJAB NATIONAL BANK	1	0.01	11197	149.17	46670	892.81	317	33.74	115	4.47	0	0	8	0.11	19276	306.38
6	UNION BANK OF INDIA	0	0	15163	192.59	685	18.21	205	11.83	114	1.85	3	1.23	0	0	10916	498.13
7	UCO BANK	0	0	33	0.38	30	0.85	59	1.27	9	0.05	3	0.37	0	0	0	0
<b>OTHER BANKS</b>																	
8	BANK OF INDIA	0	0	0	0	28633	487.51	0	0	0	0	0	0	0	0	0	0
9	BANK OF MAHARASHTRA	0	0	44	0.64	1	0.02	2	0.08	1	0.03	0	0	0	0	0	0
10	INDIAN BANK	0	0	4	0.05	801	27.21	0	0	1	0.01	1	0.01	0	0	14515	349.99
11	INDIAN OVERSEAS BANK	0	0	112	1.71	141	3.06	15	2.02	11	0.14	0	0	0	0	832	23.3
12	PUNJAB AND SIND BANK	0	0	35	0.39	6	0.2	4	1.46	23	1.2	1	0.19	19	1.25	142	11.76
	<b>Total Public Sector Bank</b>	<b>13</b>	<b>0.67</b>	<b>55519</b>	<b>822.01</b>	<b>97846</b>	<b>1600.77</b>	<b>1558</b>	<b>152.27</b>	<b>777</b>	<b>23.09</b>	<b>288</b>	<b>95.72</b>	<b>33</b>	<b>1.46</b>	<b>121505</b>	<b>3313.64</b>
<b>PRIVATE BANKS</b>																	
13	AXIS BANK	0	0	0	0	0	0	0	0	0	0	0	0	0	0	2	0
14	BANDHAN BANK	0	0	0	0	0	0	0	0	0	0	0	0	0	0	0	0
15	FEDERAL BANK	0	0	24764	71.22	0	0	799	1.51	1	0	0	0	0	0	0	0
16	HDFC BANK	0	0	0	0	183435	1083.02	0	0	0	0	0	0	0	0	47736	937.43
17	ICICI BANK	0	0	43588	570.35	2228	81.01	5473	84.95	864	14.74	0	0	0	0	11791	546.61
18	IDBI BANK	0	0	0	0	11	0.45	0	0	3	0	1	0.13	0	0	55043	280.92
19	INDUSIND BANK	0	0	0	0	0	0	0	0	0	0	0	0	0	0	0	0
20	J & K BANK	0	0	0	0	0	0	0	0	0	0	0	0	0	0	0	0
21	KARNATAKA BANK	0	0	0	0	0	0	0	0	0	0	2	0.53	0	0	0	0
22	KOTAK MAHINDRA BANK	0	0	0	0	14250	426.62	0	0	0	0	0	0	0	0	586000	1719.11
23	SOUTH INDIAN BANK	0	0	0	0	0	0	0	0	0	0	0	0	0	0	0	0
24	YES BANK	0	0	0	0	0	0	0	0	0	0	0	0	0	0	0	0
25	KARUR VYSYA BANK	0	0	0	0	0	0	0	0	0	0	0	0	0	0	0	0
26	IDFC FIRST BANK	0	0	107505	340.74	39241	66.41	2054	6.75	7240	24	0	0	0	0	33420	105.35
27	RBL BANK	0	0	2	0.05	2276	92.96	0	0	0	0	0	0	0	0	2024	92.7
	<b>Total Private Sector Bank</b>	<b>0</b>	<b>0</b>	<b>175859</b>	<b>982.36</b>	<b>241441</b>	<b>1750.47</b>	<b>8326</b>	<b>93.21</b>	<b>8108</b>	<b>38.74</b>	<b>3</b>	<b>0.66</b>	<b>0</b>	<b>0</b>	<b>736016</b>	<b>3682.12</b>
	<b>Total COMM. BANKS</b>	<b>13</b>	<b>0.67</b>	<b>231378</b>	<b>1804.37</b>	<b>339287</b>	<b>3351.24</b>	<b>9884</b>	<b>245.48</b>	<b>8885</b>	<b>61.83</b>	<b>291</b>	<b>96.38</b>	<b>33</b>	<b>1.46</b>	<b>857521</b>	<b>6995.76</b>
<b>CO-OPERATIVE BANKS</b>																	
28	STATE CO-OP. BANK	0	0	0	0	0	0	0	0	0	0	0	0	0	0	0	0
	<b>Total Cooperative Bank</b>	<b>0</b>	<b>0</b>	<b>0</b>	<b>0</b>	<b>0</b>	<b>0</b>	<b>0</b>	<b>0</b>	<b>0</b>	<b>0</b>	<b>0</b>	<b>0</b>	<b>0</b>	<b>0</b>	<b>0</b>	<b>0</b>
<b>REGIONAL RURAL BANKS</b>																	
29	DAKSHIN BIHAR GRAMIN BANK	0	0	7815	25.05	2422	80.52	2	0.5	9	1.2	49	2.41	40	0.15	10201	27.38
30	UTTAR BIHAR GRAMIN BANK	0	0	642	4.32	226	5.71	8	0.19	1	0.03	203	0.15	119	1.03	39	1.53
	<b>Total Region Rural Bank</b>	<b>0</b>	<b>0</b>	<b>8457</b>	<b>29.37</b>	<b>2648</b>	<b>86.23</b>	<b>10</b>	<b>0.69</b>	<b>10</b>	<b>1.23</b>	<b>252</b>	<b>2.56</b>	<b>159</b>	<b>1.18</b>	<b>10240</b>	<b>28.91</b>
<b>SMALL FINANCE BANK</b>																	
31	JANA SMALL FIN. BANK	0	0	28038	89.38	0	0	0	0	0	0	0	0	0	0	199699	605.48
32	UJJIVAN SMALL FIN. BANK	0	0	2659	7.48	0	0	0	0	0	0	0	0	0	0	45151	283.97
33	UTKARSH SMALL FIN. BANK	0	0	574	1.54	0	0	301	0.66	3616	10.52	0	0	0	0	708500	2515.38
34	ESAF SMALL FIN. BANK	0	0	33500	87.48	400	1.22	1114	2.68	2213	6.29	0	0	0	0	21262	91.93
35	UNITY SMALL FINANCE BANK	0	0	0	0	0	0	0	0	0	0	0	0	0	0	0	0
	<b>Total Small Financial Bank</b>	<b>0</b>	<b>0</b>	<b>64771</b>	<b>185.88</b>	<b>400</b>	<b>1.22</b>	<b>1415</b>	<b>3.34</b>	<b>5829</b>	<b>16.81</b>	<b>0</b>	<b>0</b>	<b>0</b>	<b>0</b>	<b>974612</b>	<b>3496.76</b>
	<b>TOTAL FOR BIHAR</b>	<b>13</b>	<b>0.67</b>	<b>304606</b>	<b>2019.62</b>	<b>342335</b>	<b>3438.69</b>	<b>11309</b>	<b>249.51</b>	<b>14724</b>	<b>79.87</b>	<b>543</b>	<b>98.94</b>	<b>192</b>	<b>2.64</b>	<b>1842373</b>	<b>10521.43</b>

STATE LEVEL BANKERS' COMMITTEE BIHAR, PATNA																	
(CONVENOR- STATE BANK OF INDIA) FY : 2024 - 25																	
DISTRICT WISE TOTAL INVESTMENT CREDIT UNDER AGRICULTURE - OUTSTANDING AS ON 30.06.2024																	
No. in Actual and Amount in Crore																	
SR.	NAME OF BANK	Farm Production organistaion		Dairy Dev		Farm Mechanisation		Poultry		Fisheries		Rural Godown		Agri Clinic		Other	
		No.	Amt.	No.	Amt.	No.	Amt.	No.	Amt.	No.	Amt.	No.	Amt.	No.	Amt.	No.	Amt.
1	ARARIA	0	0	4682	33.6	14613	73.88	220	5.48	104	1.61	10	3.62	1	0.02	22833	203.18
2	ARWAL	0	0	1550	12.08	706	16.43	115	1.74	136	1.21	0	0	0	0	3164	27.25
3	AURANGABAD	0	0	2417	17.24	10694	120.1	191	3.24	257	0.93	1	0	0	0	41204	224.12
4	BANKA	0	0	13438	56.61	3067	27.39	627	3.39	285	1.69	23	0.02	0	0	16360	95.96
5	BEGUSARAI	0	0	15175	91.38	10621	132.28	465	9.35	222	1.04	9	2.07	1	0.03	87725	404.47
6	BHAGALPUR	0	0	15286	74.36	7864	99.21	986	12.13	1251	4.91	0	0	1	0.03	29856	207.03
7	BHOJPUR	0	0	5135	31.64	3280	69.67	130	2.24	315	1.36	4	6.34	2	0.01	65032	244.4
8	BUXAR	0	0	3162	16.9	5659	56.84	37	1.42	65	0.39	3	0.52	0	0	24549	189.28
9	DARBHANGA	0	0	10455	60.74	14728	100.51	273	6.17	388	2.35	4	0.52	1	0	176732	605.29
10	GAYA	0	0	7192	111.43	15380	179.55	307	3.44	541	3.03	3	0.15	2	0.06	51222	377.67
11	GOPALGANJ	0	0	6530	40.62	5858	68.83	372	8.34	201	1.05	0	0	1	0.03	95884	331.78
12	JAMUI	0	0	1551	18.46	1230	11.84	95	2.17	39	0.28	0	0	0	0	18799	151.5
13	JEHANABAD	0	0	1310	14.79	3078	46.9	176	2.98	27	0.32	0	0	0	0	3290	56.79
14	KAIMUR (BHABUA)	1	0.2	3039	20.66	5836	84.51	29	0.89	35	0.11	1	0.34	1	0	19229	118.14
15	KATI HAR	1	0.03	6356	30.71	8971	174.84	341	2.27	1957	7.33	22	0.5	7	0.77	126420	478
16	KHAGARIA	0	0	9105	63.51	3051	39.36	81	1.53	383	1.39	5	6.72	0	0	22521	151.86
17	KISHANGANJ	0	0	4792	21.19	13230	60.32	397	3.02	53	0.31	0	0	0	0	3760	69.9
18	LAKHISARAI	0	0	2963	22.41	1207	13.3	33	1.14	46	1.7	14	1.16	10	0.03	7423	45.47
19	MADHEPURA	0	0	12194	42.92	5621	50.55	105	1.72	222	1.25	20	1.61	2	0.08	55991	196.89
20	MADHUBANI	1	0.01	11672	55.19	16913	122.74	180	2.13	782	5.16	1	0.01	6	0.01	63284	239.39
21	MUNGER	0	0	5096	30.18	1827	14.74	142	1.32	462	1.59	10	1.49	13	0.05	12434	74.73
22	MUZAFFARPUR	0	0	33508	191.44	19554	196.67	1309	37.93	673	4.2	5	8.66	4	0.1	86915	712.02
23	NALANDA	0	0	13225	59.07	18689	181.23	293	7.99	257	2.53	3	1.7	2	0.08	23477	149.56
24	NAWADA	0	0	1404	16.72	8270	136.27	62	1.95	29	0.27	0	0	0	0	14595	84.17
25	PASHCHIM CHAMPARAN	0	0	6982	68.86	14859	93.88	306	4.42	618	3.18	1	0.28	0	0	51560	312.97
26	PATNA	2	0.23	18374	222.36	15907	353.64	577	25.86	743	7.83	15	17.01	11	0.29	189103	1537.12
27	PURBI CHAMPARAN	0	0	12266	94.83	19159	137.34	575	15.99	503	2.54	0	0	2	0.03	74660	441.41
28	PURNIA	0	0	16942	55.88	9651	69.12	228	7.87	777	2.81	109	18.73	0	0	75479	420.08
29	ROHTAS	0	0	4637	36.68	8462	103.7	191	2.88	514	2.38	8	5.68	0	0	26836	187.88
30	SAHARSA	0	0	9975	41.98	6615	75.05	218	1.82	556	1.79	3	0.33	0	0	12118	82.95
31	SAMASTIPUR	0	0	13316	85.89	8754	69.84	164	8.65	510	1.94	8	7.87	0	0	47761	446.21
32	SARAN	0	0	9048	48.97	5941	83.65	953	14.84	307	2.29	0	0	12	0.04	160915	591.43
33	SHEIKHPURA	2	0.03	1453	13.14	617	9.96	47	1.4	44	0.98	27	0.96	17	0.07	9238	67.97
34	SHEOHAR	0	0	2818	39.5	2931	15.54	46	0.84	372	1.75	0	0	3	0.06	4015	87.45
35	SITAMARHI	0	0	6326	61.54	21219	125.07	84	2.07	180	0.95	1	0.1	1	0.01	25868	294.64
36	SIWAN	3	0.12	3429	31.45	7214	61.62	461	11.72	572	2.64	0	0	2	0.07	64796	298.14
37	SUPAUL	0	0	1199	12.92	5971	66.1	44	1.4	74	0.17	10	0.27	0	0	1489	26.43
38	VAISHALI	3	0.05	6604	71.77	15088	96.22	449	25.77	224	2.61	223	12.28	90	0.77	25836	287.9
	<b>TOTAL</b>	<b>13</b>	<b>0.67</b>	<b>304606</b>	<b>2019.62</b>	<b>342335</b>	<b>3438.69</b>	<b>11309</b>	<b>249.51</b>	<b>14724</b>	<b>79.87</b>	<b>543</b>	<b>98.94</b>	<b>192</b>	<b>2.64</b>	<b>1842373</b>	<b>10521.4</b>

STATE LEVEL BANKERS' COMMITTEE BIHAR, PATNA					
(CONVENOR- STATE BANK OF INDIA) FY : 2024 - 25					
BANK WISE JLG AS ON 30.06.2024					
				No. in Actual and Amount in Crore	
SR.	NAME OF BANK	Disbursement		Outstanding	
		No.	Amt.	No.	Amt.
	<b>LEAD BANKS</b>				
1	STATE BANK OF INDIA	0	0	30	0.14
2	BANK OF BARODA	19	0.08	114	2.08
3	CANARA BANK	2132	44.84	22329	247.61
4	CENTRAL BANK OF INDIA	186	0.11	2132	10.54
5	PUNJAB NATIONAL BANK	0	0	381	2.35
6	UNION BANK OF INDIA	8	0.13	45	0.46
7	UCO BANK	46	0.28	299	1.28
	<b>OTHER BANKS</b>				
8	BANK OF INDIA	181	3.28	1399	16.51
9	BANK OF MAHARASHTRA	0	0	0	0
10	INDIAN BANK	0	0	18	0.3
11	INDIAN OVERSEAS BANK	0	0	10	0.06
12	PUNJAB AND SIND BANK	0	0	0	0
	<b>Total Public Sector Bank</b>	<b>2572</b>	<b>48.72</b>	<b>26757</b>	<b>281.33</b>
	<b>PRIVATE BANKS</b>				
13	AXIS BANK	23488	94.17	409033	1043.41
14	BANDHAN BANK	0	0	0	0
15	FEDERAL BANK	0	0	0	0
16	HDFC BANK	15883	462.7	115388	1906.91
17	ICICI BANK	0	0	2	0
18	IDBI BANK	0	0	1	0.01
19	INDUSIND BANK	76463	1729.62	288125	6796.9
20	J & K BANK	0	0	0	0
21	KARNATAKA BANK	0	0	0	0
22	KOTAK MAHINDRA BANK	95702	486.4	632889	1840.76
23	SOUTH INDIAN BANK	0	0	0	0
24	YES BANK	2125	36.28	9370	126.15
25	KARUR VYSYA BANK	0	0	0	0
26	IDFC FIRST BANK	30783	117.75	194056	530.91
27	RBL BANK	25750	449.99	272685	2744.26
	<b>Total Private Sector Bank</b>	<b>270194</b>	<b>3376.91</b>	<b>1921549</b>	<b>14989.31</b>
	<b>Total COMM. BANKS</b>	<b>272766</b>	<b>3425.63</b>	<b>1948306</b>	<b>15270.64</b>
	<b>CO-OPERATIVE BANKS</b>				
28	STATE CO-OP. BANK	1281	5.63	4410	24.19
	<b>Total Cooperative Bank</b>	<b>1281</b>	<b>5.63</b>	<b>4410</b>	<b>24.19</b>
	<b>REGIONAL RURAL BANKS</b>				
29	DAKSHIN BIHAR GRAMIN BANK	217	0.78	278	0.91
30	UTTAR BIHAR GRAMIN BANK	19487	97.99	197798	1206.91
	<b>Total Region Rural Bank</b>	<b>19704</b>	<b>98.77</b>	<b>198076</b>	<b>1207.82</b>
	<b>SMALL FINANCE BANK</b>				
31	JANA SMALL FIN. BANK	3173	72.64	33051	530.75
32	UJJIVAN SMALL FIN. BANK	43378	260.85	466585	1652.46
33	UTKARSH SMALL FIN. BANK	178511	969.6	1200627	4473.83
34	ESAF SMALL FIN. BANK	1100	33.33	18437	231.17
35	UNITY SMALL FINANCE BANK	24311	95.04	129392	302.83
	<b>Total Small Financial Bank</b>	<b>250473</b>	<b>1431.46</b>	<b>1848092</b>	<b>7191.04</b>
	<b>TOTAL FOR BIHAR</b>	<b>544224</b>	<b>4961.49</b>	<b>3998884</b>	<b>23693.69</b>

STATE LEVEL BANKERS' COMMITTEE BIHAR, PATNA					
(CONVENOR- STATE BANK OF INDIA) FY : 2024 - 25					
DISTRICT WISE JLG AS ON 30.06.2024					
SR.	NAME OF BANK	No. in Actual and Amount in Crore			
		Disbursement		Outstanding	
		No.	Amt.	No.	Amt.
1	ARARIA	10467	114.99	81935	595.15
2	ARWAL	1901	11.8	12662	52.69
3	AURANGABAD	9107	73.3	61363	334.24
4	BANKA	9041	72.65	47753	291.53
5	BEGUSARAI	25437	259.05	164197	1066.82
6	BHAGALPUR	14352	120.34	106557	549.13
7	BHOJPUR	7086	48.39	49226	212.18
8	BUXAR	5633	42.58	41053	197.48
9	DARBHANGA	40776	287.79	299516	1292.81
10	GAYA	16882	142.5	106537	601.75
11	GOPALGANJ	17317	123.09	139525	592.56
12	JAMUI	6940	67.35	40989	272.13
13	JEHANABAD	1657	18.4	18437	97.97
14	KAIMUR (BHABUA)	7355	54.67	37468	216.55
15	KATIHAR	25377	186.17	174923	857.21
16	KHAGARIA	6903	75.78	52689	381.31
17	KISHANGANJ	4488	64.53	28960	278.2
18	LAKHISARAI	3674	27.4	22226	118.13
19	MADHEPURA	7794	87.76	64508	512.61
20	MADHUBANI	18135	198.1	132882	937.04
21	MUNGER	5260	48.83	26731	184.52
22	MUZAFFARPUR	31227	347.9	257602	1790.94
23	NALANDA	7390	55.16	68020	256.88
24	NAWADA	7411	67.22	40980	259.6
25	PASHCHIM CHAMPARAN	17688	141.27	146113	731.7
26	PATNA	64980	699.12	534352	3680.29
27	PURBI CHAMPARAN	38112	260.88	253073	1149.36
28	PURNIA	11863	113.01	109261	757.9
29	ROHTAS	11810	109.81	75566	500.49
30	SAHARSA	6279	74.52	52137	409.7
31	SAMASTIPUR	22411	253.76	171404	1129.5
32	SARAN	33417	211.23	220990	910.07
33	SHEIKHPURA	2558	17.11	16296	72.18
34	SHEOHAR	1259	17.61	13210	96.13
35	SITAMARHI	9225	117.99	68339	563.97
36	SIWAN	14929	130.11	123952	671.23
37	SUPAUL	2921	29.08	24918	187.24
38	VAISHALI	15162	190.24	112534	884.5
<b>TOTAL</b>		<b>544224</b>	<b>4961.49</b>	<b>3998884</b>	<b>23693.69</b>

LBS - MIS									
Statement showing Achievement vis-à-vis Targets under the Annual Credit Plan (ACP) for the FY 2024-25 as on 30.06.2024									
( No. in actuals, Amt. in Thousand )									
Name of the State/Union Territory: SLBC, BIHAR									
Sr. No	Sector	(A) Public Sector Banks							
		ACP Target (Annual)		Achievement/ Disbursement		% Achievement		Outstanding for the quarter	
		No. of Acc.	Amount	No. of Acc.	Amount	No. of Acc.	Amount	No. of Acc.	Amount
<b>1</b>	<b>Priority Sector</b>								
<b>1A</b>	<b>Agriculture= 1A(i)+1A(ii)+1A (iii)</b>	<b>2854782</b>	<b>472123100.00</b>	<b>360499</b>	<b>41029799.19</b>	<b>12.63</b>	<b>8.69</b>	<b>2241121</b>	<b>316979706.43</b>
1A(i)	Farm Credit	2686677	395713800.00	331016	28589687.98	12.32	7.22	2169468	260435990.53
1A(ii)	Agriculture Infrastructure	105999	43878600.00	698	765896.79	0.66	1.75	3331	5693220.36
1A(iii)	Ancillary Activities	62106	32530700.00	28785	11674214.39	46.35	35.89	68322	50850495.53
	Out of 1A(iii) above, loans upto 50 crore to Start-ups engaged in Agri and Allied services	0	0.00	32	16157.02	0.00	0.00	84	32746.94
	Out of Agriculture, loans to Small and Marginal Farmers	0	0.00	185877	17024001.09	0.00	0.00	1362569	165466573.60
<b>1B</b>	<b>MSMEs = 1B(i)+1B(ii)+1B(iii)+1B(iv)+1B(v)</b>	<b>2793831</b>	<b>642160700.00</b>	<b>150180</b>	<b>146986937.06</b>	<b>5.38</b>	<b>22.89</b>	<b>638609</b>	<b>343455163.84</b>
1B(i)	Micro Enterprises (Manufacturing + Service) (including Khadi and Village Industries)	1483616	333769700.00	144331	101560541.06	9.73	30.43	617220	250920522.93
1B(ii)	Small Enterprises (Manufacturing + Service)	367844	147076800.00	5327	35519434.54	1.45	24.15	18831	70226392.16
1B(iii)	Medium Enterprises (Manufacturing + Service)	11581	68235200.00	435	9695092.11	3.76	14.21	1447	21539030.14
1B(iv)	Others under MSMEs	930790	93079000.00	87	211869.35	0.01	0.23	1111	769218.61
	Out of 1B(iv) above, loans upto 50 crores to Start-ups)	0	0.00	0	0.00	0.00	0.00	0	0.00
1C	Export Credit	0	0.00	0	0.00	0.00	0.00	1	488.54
1E	Housing (Priority Sector)	83259	62299800.00	4599	2132624.83	5.52	3.42	77543	84702606.58
1F	Social Infrastructure	27325	27144100.00	8	67019.23	0.03	0.25	30	907542.38
1G	Renewable Energy	48735	7768000.00	5	36110.00	0.01	0.46	41	68085.04
1H	Others	382596	19129800.00	2353	909418.06	0.62	4.75	44148	3404039.30
	Out of 1H above, loans upto 50 crore to Start-ups (other than Agri/ MSME)	0	0.00	4	1136.00	0.00	0.00	4	1130.75
<b>2</b>	<b>Sub total= 1A+1B+1C+1D+1E+1F+1G+1H</b>	<b>6244981</b>	<b>1255046900.00</b>	<b>521560</b>	<b>191719641.25</b>	<b>8.35</b>	<b>15.28</b>	<b>3054580</b>	<b>768340358.30</b>
3	Loans to weaker Sections under PSL	1365489	170686700.00	345267	34547717.26	25.29	20.24	2272866	273284452.56
	Out of 3 above, loans to individual women beneficiaries up to 1 lakh	0	0.00	24209	1043303.82	0.00	0.00	346535	18094662.21
<b>4</b>	<b>Non-Priority Sector</b>								
4A	Agriculture(NPS)	0	0.00	273	407005.49	0.00	0.00	2284	25904348.54
4B	Education(NPS)	2538	5057900.00	445	301516.83	17.53	5.96	2155	4569783.60
4C	Housing(NPS)	5965	20231700.00	9976	11184517.14	167.24	55.28	98302	171941061.28
4D	Personal Loans under Non-Priority Sector	584664	131504800.00	28944	12155224.86	4.95	9.24	349868	94870785.82
4E	Others(NPS)	1551260	348993400.00	109806	93612295.45	7.08	26.82	855248	602148016.20
5	Sub-total=4A+4B+4C+4D+4E	2144427	505787800.00	149444	117660559.77	6.97	23.26	1307857	899433994.95
	<b>Total=2+5</b>	<b>8389408</b>	<b>1760834700.00</b>	<b>671004</b>	<b>309380201.02</b>	<b>8.00</b>	<b>17.57</b>	<b>4362437</b>	<b>1667774353.25</b>

**LBS - MIS**

**Statement showing Achievement vis-à-vis Targets under the Annual Credit Plan (ACP) for the FY 2024-25 as on 30.06.2024**

**( No. in actuals, Amt. in Thousand )**

**Name of the State/Union Territory: SLBC, BIHAR**

Sr. No	Sector	(B) Private Banks							
		ACP Target (Annual)		Achievement/ Disbursement		% Achievement		Outstanding for the quarter	
		No. of Acc.	Amount	No. of Acc.	Amount	No. of Acc.	Amount	No. of Acc.	Amount
<b>1</b>	<b>Priority Sector</b>								
<b>1A</b>	<b>Agriculture= 1A(i)+1A(ii)+1A (iii)</b>	<b>1263334</b>	<b>221617100.00</b>	<b>813394</b>	<b>57277604.65</b>	<b>64.38</b>	<b>25.85</b>	<b>6042651</b>	<b>223133426.62</b>
1A(i)	Farm Credit	1036755	147573900.00	804014	46200293.75	77.55	31.31	5993501	204141357.34
1A(ii)	Agriculture Infrastructure	31577	15009100.00	3591	367947.78	11.37	2.45	14553	1405550.68
1A(iii)	Ancillary Activities	195002	59034100.00	5789	10709363.01	2.97	18.14	34597	17586518.59
	Out of 1A(iii) above, loans upto 50 crore to Start-ups engaged in Agri and Allied services	0	0.00	0	0.00	0.00	0.00	1	102.57
	Out of Agriculture, loans to Small and Marginal Farmers	0	0.00	211331	16156983.49	0.00	0.00	2004261	81663661.03
<b>1B</b>	<b>MSMEs = 1B(i)+1B(ii)+1B(iii)+1B(iv)+1B(v)</b>	<b>1072772</b>	<b>265886600.00</b>	<b>48965</b>	<b>112756218.76</b>	<b>4.56</b>	<b>42.41</b>	<b>471850</b>	<b>180845207.53</b>
1B(i)	Micro Enterprises (Manufacturing + Service) (including Khadi and Village Industries)	641660	144351900.00	43198	40632671.29	6.73	28.15	458202	97281624.45
1B(ii)	Small Enterprises (Manufacturing + Service)	190484	76160000.00	5040	52150338.46	2.65	68.47	11544	60315788.13
1B(iii)	Medium Enterprises (Manufacturing + Service)	3720	21683900.00	727	19973209.01	19.54	92.11	2053	23247793.63
1B(iv)	Others under MSMEs	236908	23690800.00	0	0.00	0.00	0.00	51	1.33
	Out of 1B(iv) above, loans upto 50 crores to Start-ups)	0	0.00	0	0.00	0.00	0.00	0	0.00
1D	Education (Priority Sector)	24725	11077900.00	282	87946.11	1.14	0.79	3521	1085250.94
1E	Housing (Priority Sector)	33765	25241100.00	1292	413139.37	3.83	1.64	11193	10814633.93
1F	Social Infrastructure	9687	9590200.00	174	13036.90	1.80	0.14	1675	24725.07
1G	Renewable Energy	16012	2545100.00	0	0.00	0.00	0.00	0	0.00
1H	Others	638338	31916900.00	155368	9290803.27	24.34	29.11	785017	31382709.56
	Out of 1H above, loans upto 50 crore to Start-ups (other than Agri/ MSME)	0	0.00	0	0.00	0.00	0.00	0	0.00
<b>2</b>	<b>Sub total= 1A+1B+1C+1D+1E+1F+1G+1H</b>	<b>3058633</b>	<b>567874900.00</b>	<b>1019475</b>	<b>179838749.06</b>	<b>33.33</b>	<b>31.67</b>	<b>7315907</b>	<b>447285953.65</b>
<b>3</b>	<b>Loans to weaker Sections under PSL</b>	<b>617852</b>	<b>77231000.00</b>	<b>932240</b>	<b>52200175.59</b>	<b>150.88</b>	<b>67.59</b>	<b>6849450</b>	<b>224074058.48</b>
	Out of 3 above, loans to individual women beneficiaries up to 1 lakh	0	0.00	232825	10901920.71	0.00	0.00	1465900	40479530.46
<b>4</b>	<b>Non-Priority Sector</b>								
4A	Agriculture(NPS)	0	0.00	155	308749.20	0.00	0.00	15295	2072865.17
4B	Education(NPS)	1411	2842600.00	28	61194.13	1.98	2.15	294	731843.64
4C	Housing(NPS)	3327	11371500.00	1222	2606004.09	36.73	22.92	17005	46724474.63
4D	Personal Loans under Non-Priority Sector	328601	73914200.00	17052	8879647.46	5.19	12.01	488392	73920288.90
4E	Others(NPS)	871931	196157500.00	492110	83146840.30	56.44	42.39	2280040	246152562.19
<b>5</b>	<b>Sub-total=4A+4B+4C+4D+4E</b>	<b>1205270</b>	<b>284285800.00</b>	<b>510567</b>	<b>95002435.18</b>	<b>42.36</b>	<b>33.42</b>	<b>2801026</b>	<b>369602034.07</b>
	<b>Total=2+5</b>	<b>4263903</b>	<b>852160700.00</b>	<b>1530042</b>	<b>274841184.24</b>	<b>35.88</b>	<b>32.25</b>	<b>10116933</b>	<b>816887987.71</b>

LBS - MIS									
Statement showing Achievement vis-à-vis Targets under the Annual Credit Plan (ACP) for the FY 2024-25 as on 30.06.2024									
( No. in actuals, Amt. in Thousand )									
Name of the State/Union Territory: SLBC, BIHAR									
Sr. No	Sector	(C) Regional Rural Banks							
		ACP Target (Annual)		Achievement/ Disbursement		% Achievement		Outstanding for the quarter	
		No. of Acc.	Amount	No. of Acc.	Amount	No. of Acc.	Amount	No. of Acc.	Amount
<b>1</b>	<b>Priority Sector</b>								
1A	Agriculture= 1A(i)+1A(ii)+1A (iii)	1718199	274450100.00	276188	16904676.96	16.07	6.16	1813098	169745770.65
1A(i)	Farm Credit	1618235	233686300.00	276182	16904193.05	17.07	7.23	1812929	169715321.54
1A(ii)	Agriculture Infrastructure	64807	26568800.00	1	3.75	0.00	0.00	38	15501.57
1A(iii)	Ancillary Activities	35157	14195000.00	5	480.20	0.01	0.00	131	14947.54
	Out of 1A(iii) above, loans upto 50 crore to Start-ups engaged in Agri and Allied services	0	0.00	0	0.00	0.00	0.00	0	0.00
	Out of Agriculture, loans to Small and Marginal Farmers	0	0.00	274337	16675345.65	0.00	0.00	1747169	169336329.10
1B	MSMEs = 1B(i)+1B(ii)+1B(iii)+1B(iv)+1B(v)	296349	66760500.00	83279	14152135.29	28.10	21.20	5872290	74721086.26
1B(i)	Micro Enterprises (Manufacturing + Service) (including Khadi and Village Industries)	156027	35102700.00	83279	14152135.29	53.37	40.32	5872290	74721086.26
1B(ii)	Small Enterprises (Manufacturing + Service)	39904	15955800.00	0	0.00	0.00	0.00	0	0.00
1B(iii)	Medium Enterprises (Manufacturing + Service)	975	5757700.00	0	0.00	0.00	0.00	0	0.00
1B(iv)	Others under MSMEs	99443	9944300.00	0	0.00	0.00	0.00	0	0.00
	Out of 1B(iv) above, loans upto 50 crores to Start-ups)	0	0.00	0	0.00	0.00	0.00	0	0.00
1D	Education (Priority Sector)	11739	5273700.00	345	9805.57	2.94	0.19	6271	1995616.64
1E	Housing (Priority Sector)	12970	9713800.00	1397	646554.41	10.77	6.66	6789	4958815.27
1F	Social Infrastructure	14004	13987200.00	0	0.00	0.00	0.00	0	0.00
1G	Renewable Energy	29436	4707400.00	0	0.00	0.00	0.00	131	5965.07
1H	Others	34022	1701100.00	255	125750.08	0.75	7.39	0	0.00
	Out of 1H above, loans upto 50 crore to Start-ups (other than Agri/ MSME)	0	0.00	0	0.00	0.00	0.00	0	0.00
2	Sub total= 1A+1B+1C+1D+1E+1F+1G+1H	2116719	376593800.00	361464	31838922.31	17.08	8.45	7698579	251427253.88
3	Loans to weaker Sections under PSL	482042	60254900.00	180925	10203105.05	37.53	16.93	1472381	142093688.01
	Out of 3 above, loans to individual women beneficiaries up to 1 lakh	0	0.00	30737	618789.44	0.00	0.00	183098	93492518.14
<b>4</b>	<b>Non-Priority Sector</b>								
4A	Agriculture(NPS)	0	0.00	0	0.00	0.00	0.00	0	0.00
4B	Education(NPS)	49	53700.00	1	253.14	2.04	0.47	46	52626.10
4C	Housing(NPS)	82	214800.00	428	547505.82	521.95	254.89	1722	5623277.60
4D	Personal Loans under Non-Priority Sector	6222	1396600.00	604	320362.24	9.71	22.94	5787	1840010.33
4E	Others(NPS)	16491	3706400.00	42339	1939844.67	256.74	52.34	219188	5247715.49
5	Sub-total=4A+4B+4C+4D+4E	22844	5371500.00	43372	2807965.87	189.86	52.28	226743	12763629.43
	<b>Total=2+5</b>	<b>2139563</b>	<b>381965300.00</b>	<b>404836</b>	<b>34646888.18</b>	<b>18.92</b>	<b>9.07</b>	<b>7925322</b>	<b>264190883.31</b>



LBS - MIS									
Statement showing Achievement vis-à-vis Targets under the Annual Credit Plan (ACP) for the FY 2024-25 as on 30.06.2024									
( No. in actuals, Amt. in Thousand )									
Name of the State/Union Territory: SLBC, BIHAR									
Sr. No	Sector	(D) Small Finance Banks							
		ACP Target (Annual)		Achievement/ Disbursement		% Achievement		Outstanding for the quarter	
		No. of Acc.	Amount	No. of Acc.	Amount	No. of Acc.	Amount	No. of Acc.	Amount
<b>1</b>	<b>Priority Sector</b>								
1A	Agriculture= 1A(i)+1A(ii)+1A (iii)	427004	67475800.00	199467	10889432.84	46.71	16.14	1454708	51120190.23
1A(i)	Farm Credit	392610	51988900.00	199467	10889432.84	50.81	20.95	1454708	51120190.23
1A(ii)	Agriculture Infrastructure	22152	9540000.00	0	0.00	0.00	0.00	0	0.00
1A(iii)	Ancillary Activities	12242	5946900.00	0	0.00	0.00	0.00	0	0.00
	Out of 1A(iii) above, loans upto 50 crore to Start-ups engaged in Agri and Allied services	0	0.00	0	0.00	0.00	0.00	0	0.00
	Out of Agriculture, loans to Small and Marginal Farmers	0	0.00	172391	9575428.12	0.00	0.00	1265631	46045044.17
1B	MSMEs = 1B(i)+1B(ii)+1B(iii)+1B(iv)+1B(v)	247955	57570000.00	9070	1187742.53	3.66	2.06	69207	10091832.72
1B(i)	Micro Enterprises (Manufacturing + Service) (including Khadi and Village Industries)	163492	36775700.00	9064	1151936.34	5.54	3.13	69128	9336534.37
1B(ii)	Small Enterprises (Manufacturing + Service)	27058	10807400.00	6	35806.19	0.02	0.33	73	616562.41
1B(iii)	Medium Enterprises (Manufacturing + Service)	768	4323200.00	0	0.00	0.00	0.00	5	134677.39
1B(iv)	Others under MSMEs	56637	5663700.00	0	0.00	0.00	0.00	1	4058.55
	Out of 1B(iv) above, loans upto 50 crores to Start-ups)	0	0.00	0	0.00	0.00	0.00	0	0.00
1D	Education (Priority Sector)	4302	1915500.00	0	0.00	0.00	0.00	0	0.00
1E	Housing (Priority Sector)	5723	4257800.00	650	119342.66	11.36	2.80	4423	1243521.94
1F	Social Infrastructure	2618	2574500.00	4	180.00	0.15	0.01	93	1295.24
1G	Renewable Energy	3879	613800.00	0	0.00	0.00	0.00	0	0.00
1H	Others	220662	11033100.00	85903	4778400.00	38.93	43.31	607187	24960573.72
	Out of 1H above, loans upto 50 crore to Start-ups (other than Agri/ MSME)	0	0.00	0	0.00	0.00	0.00	0	0.00
2	Sub total= 1A+1B+1C+1D+1E+1F+1G+1H	912143	145440500.00	295094	16975098.03	32.35	11.67	2135618	87417413.86
3	Loans to weaker Sections under PSL	174536	21816500.00	281801	15087502.52	161.46	69.16	2014196	70250048.27
	Out of 3 above, loans to individual women beneficiaries up to 1 lakh	0	0.00	230117	12455710.02	0.00	0.00	1550779	55846010.27
<b>4</b>	<b>Non-Priority Sector</b>								
4A	Agriculture(NPS)	0	0.00	0	0.00	0.00	0.00	0	0.00
4B	Education(NPS)	59	43600.00	0	0.00	0.00	0.00	0	0.00
4C	Housing(NPS)	93	173300.00	129	102768.21	138.71	59.30	1282	1231158.56
4D	Personal Loans under Non-Priority Sector	5059	1127600.00	14	2158.00	0.28	0.19	339	31265.80
4E	Others(NPS)	13353	2991900.00	17797	1314494.33	133.28	43.94	87984	4893193.15
5	Sub-total=4A+4B+4C+4D+4E	18564	4336400.00	17940	1419420.54	96.64	32.73	89605	6155617.46
	<b>Total=2+5</b>	<b>930707</b>	<b>149776900.00</b>	<b>313034</b>	<b>18394518.57</b>	<b>33.63</b>	<b>12.28</b>	<b>2225223</b>	<b>93573031.32</b>

LBS - MIS									
Statement showing Achievement vis-à-vis Targets under the Annual Credit Plan (ACP) for the FY 2024-25 as on 30.06.2024									
( No. in actuals, Amt. in Thousand )									
Name of the State/Union Territory: SLBC, BIHAR									
Sr. No	Sector	(E) State Cooperative Banks (StCBs and DCCBs)							
		ACP Target (Annual)		Achievement/ Disbursement		% Achievement		Outstanding for the quarter	
		No. of Acc.	Amount	No. of Acc.	Amount	No. of Acc.	Amount	No. of Acc.	Amount
<b>1</b>	<b>Priority Sector</b>								
1A	Agriculture= 1A(i)+1A(ii)+1A (iii)	506282	76998900.00	29771	2228533.14	5.88	2.89	299035	11806307.36
1A(i)	Farm Credit	491216	69849100.00	29771	2228533.10	6.06	3.19	299032	11801295.77
1A(ii)	Agriculture Infrastructure	8659	3755500.00	0	0.00	0.00	0.00	3	5011.59
1A(iii)	Ancillary Activities	6407	3394300.00	0	0.00	0.00	0.00	0	0.00
	Out of 1A(iii) above, loans upto 50 crore to Start-ups engaged in Agri and Allied services	0	0.00	0	0.00	0.00	0.00	0	0.00
	Out of Agriculture, loans to Small and Marginal Farmers	0	0.00	0	0.00	0.00	0.00	0	0.00
1B	MSMEs = 1B(i)+1B(ii)+1B(iii)+1B(iv)+1B(v)	0	0.00	51	7275.00	#DIV/0!	#DIV/0!	331	1026496.82
1B(i)	Micro Enterprises (Manufacturing + Service) (including Khadi and Village Industries)	0	0.00	49	6766.44	0.00	0.00	165	16540.92
1B(ii)	Small Enterprises (Manufacturing + Service)	0	0.00	0	0.00	0.00	0.00	0	0.00
1B(iii)	Medium Enterprises (Manufacturing + Service)	0	0.00	2	508.56	0.00	0.00	166	18723.75
1B(iv)	Others under MSMEs	0	0.00	0	0.00	0.00	0.00	2225	991232.14
	Out of 1B(iv) above, loans upto 50 crores to Start-ups)	0	0.00	0	0.00	0.00	0.00	0	0.00
1D	Education (Priority Sector)	2016	898900.00	0	0.00	0.00	0.00	0	0.00
1E	Housing (Priority Sector)	4403	3288300.00	9	10308.20	0.20	0.31	51	42322.01
1F	Social Infrastructure	1925	1905200.00	0	0.00	0.00	0.00	0	0.00
1G	Renewable Energy	3931	626400.00	0	0.00	0.00	0.00	0	0.00
1H	Others	45116	2255800.00	565	45370.83	1.25	2.01	3017	2474822.84
	Out of 1H above, loans upto 50 crore to Start-ups (other than Agri/ MSME)	0	0.00	0	0.00	0.00	0.00	0	0.00
2	Sub total= 1A+1B+1C+1D+1E+1F+1G+1H	563673	85973500.00	30396	2291487.17	5.39	2.67	302434	15349949.03
3	Loans to weaker Sections under PSL	103167	12895900.00	92	2872.65	0.09	0.02	0	0.00
	Out of 3 above, loans to individual women beneficiaries up to 1 lakh	0	0.00	0	0.00	0.00	0.00	0	0.00
<b>4</b>	<b>Non-Priority Sector</b>								
4A	Agriculture(NPS)	0	0.00	187	13312.96	0.00	0.00	1987	698727.43
4B	Education(NPS)	22	2200.00	0	0.00	0.00	0.00	0	0.00
4C	Housing(NPS)	32	8700.00	6	17494.01	18.75	201.08	100	86051.32
4D	Personal Loans under Non-Priority Sector	268	56800.00	114	31066.37	42.54	54.69	1477	236513.97
4E	Others(NPS)	690	150800.00	1110	363146.93	160.87	240.81	16382	31093639.22
5	Sub-total=4A+4B+4C+4D+4E	1012	218500.00	1417	425020.27	140.02	194.52	19946	32114931.85
	<b>Total=2+5</b>	<b>564685</b>	<b>86192000.00</b>	<b>31813</b>	<b>2716507.44</b>	<b>5.63</b>	<b>3.15</b>	<b>322380</b>	<b>47464880.88</b>

LBS - MIS									
Statement showing Achievement vis-à-vis Targets under the Annual Credit Plan (ACP) for the FY 2024-25 as on 30.06.2024									
( No. in actuals, Amt. in Thousand )									
Name of the State/Union Territory: SLBC, BIHAR									
Sr. No	Sector	Total (Public Sector Banks, Private Banks, RRBs, SFBs and State Cooperative Banks) (A+B+C+D+E)							
		ACP Target (Fixed Annual)		Achievement/ Disbursement		% Achievement		Outstanding for the quarter	
		No. of Acc.	Amount	No. of Acc.	Amount	No. of Acc.	Amount	No. of Acc.	Amount
<b>1</b>	<b>Priority Sector</b>								
1A	Agriculture= 1A(i)+1A(ii)+1A (iii)	6769601	1112665000.00	1679319	128330046.78	24.81	11.53	11850613	772785401.29
1A(i)	Farm Credit	6225493	898812000.00	1640450	104812140.72	26.35	11.66	11729638	697214155.41
1A(ii)	Agriculture Infrastructure	233194	98752000.00	4290	1133848.32	1.84	1.15	17925	7119284.20
1A(iii)	Ancillary Activities	310914	115101000.00	34579	22384057.60	11.12	19.45	103050	68451961.66
	Out of 1A(iii) above, loans upto 50 crore to Start-ups engaged in Agri and Allied services	0	0.00	32	16157.02	0.00	0.00	85	32849.50
	Out of Agriculture, loans to Small and Marginal Farmers	0	0.00	843936	59431758.35	0.00	0.00	6379630	462511607.90
<b>1B</b>	<b>MSMEs = 1B(i)+1B(ii)+1B(iii)+1B(iv)+1B(v)</b>	<b>4410907</b>	<b>1032377800</b>	<b>291545</b>	<b>275090308.64</b>	<b>6.61</b>	<b>26.65</b>	<b>7056737</b>	<b>610139787.17</b>
1B(i)	Micro Enterprises (Manufacturing + Service) (including Khadi and Village Industries)	2444795	550000000.00	279921	157504050.42	11.45	28.64	7017005	432276308.93
1B(ii)	Small Enterprises (Manufacturing + Service)	625290	250000000.00	10373	87705579.19	1.66	35.08	30448	131158742.70
1B(iii)	Medium Enterprises (Manufacturing + Service)	17044	100000000.00	1164	29668809.68	6.83	29.67	3671	44940224.91
1B(iv)	Others under MSMEs	1323778	132377800.00	87	211869.35	0.01	0.16	5613	1764510.63
	Out of 1B(iv) above, loans upto 50 crores to Start-ups)	0	0.00	0	0.00	0.00	0.00	0	0.00
1C	Export Credit	0	0.00	0	0.00	0.00	0.00	1	488.54
1E	Housing (Priority Sector)	140120	104800800.00	7947	3321969.47	5.67	3.17	99999	101761899.73
1F	Social Infrastructure	55559	55201200.00	186	80236.13	0.33	0.15	1798	933562.69
1G	Renewable Energy	101993	16260700.00	5	36110.00	0.00	0.22	172	74050.11
1H	Others	1320734	66036700.00	244444	15149742.24	18.51	22.94	1439369	62222145.42
	Out of 1H above, loans upto 50 crore to Start-ups (other than Agri/ MSME)	0	0.00	4	1136.00	0.00	0.00	4	1130.75
<b>2</b>	<b>Sub total= 1A+1B+1C+1D+1E+1F+1G+1H</b>	<b>12896149</b>	<b>2430929600.00</b>	<b>2227989</b>	<b>422663897.82</b>	<b>17.28</b>	<b>17.39</b>	<b>20507118</b>	<b>1569820928.72</b>
3	Loans to weaker Sections under PSL	2743086	342885000.00	1740325	112041373.07	63.44	32.68	12608893	709702247.32
	Out of 3 above, loans to individual women beneficiaries up to 1 lakh	0	0.00	517888	25019723.99	0.00	0.00	3546312	207912721.08
<b>4</b>	<b>Non-Priority Sector</b>								
4A	Agriculture(NPS)	0	0.00	615	729067.65	0.00	0.00	19566	28675941.14
4B	Education(NPS)	4079	8000000.00	474	362964.10	11.62	4.54	2495	5354253.34
4C	Housing(NPS)	9499	32000000.00	11761	14458289.27	123.81	45.18	118411	225606023.39
4D	Personal Loans under Non-Priority Sector	924814	208000000.00	46728	21388458.93	5.05	10.28	845863	170898864.82
4E	Others(NPS)	2453725	552000000.00	663162	180376621.68	27.03	32.68	3458842	889535126.25
5	Sub-total=4A+4B+4C+4D+4E	3392117	800000000.00	722740	217315401.63	21.31	27.16	4445177	1320070207.76
	<b>Total=2+5</b>	<b>16288266</b>	<b>3230929600.00</b>	<b>2950729</b>	<b>639979299.45</b>	<b>18.12</b>	<b>19.81</b>	<b>24952295</b>	<b>2889891136.47</b>

PMEGP DATA BANK WISE (1ST LOAN) AS ON 30.06.2024 (KVIC PORTAL)																					
SL.NO.	Name of Bank	Forwarded to Bank		Sanctioned by Bank		Margin Money Claimed		MM Disbursed		TDR Details		Referred back for Rectification		Returned by bank		% Return	Pending at bank		% Pending	Pending for MM Disbursement	
		No of Prj.	MM Involve (In Lakh)	No of Prj.	MM Involve (In Lakh)	No of Prj.	MM Involve (In Lakh)	No of Prj.	MM (In Lakh)	Udated	Yet to be Updated	No of prj	MM (In Lakh)	No of prj	MM (In Lakh)		No of Prj.	MM Involve (In Lakh)		No of Prj.	MM (In Lakh)
1	AXIS BANK LTD	298	1141.11	12	11.26	2	1.75	0	0	0	0	0	0	4	20.71	1.34	293	1116.9	98.32	2	1.75
2	BANDHAN BANK LTD	96	384.43	0	0	0	0	0	0	0	0	0	0	0	0	0.00	96	384.43	100.00	0	0
3	BANK OF BARODA	729	2885.52	121	462.64	193	776.5	34	148.9	3	31	76	301.58	201	803.76	27.57	428	1686.8	58.71	193	776.5
4	BANK OF INDIA	865	3003.86	112	289.92	233	578.06	45	155.03	0	45	116	279	211	668.81	24.39	555	2069.97	64.16	233	578.06
5	BANK OF MAHARASHTRA	169	625.89	12	8.05	10	13.91	0	0	0	0	4	3.76	66	262.04	39.05	93	353.96	55.03	10	13.91
6	BIHAR STATE COOP BANK	0	0	0	0	0	0	0	0	0	0	0	0	0	0	0.00	0	0	0.00	0	0
7	CANARA BANK	711	2430.58	150	512.06	258	662.99	17	61.52	2	15	134	346.62	321	1125.64	45.15	247	860.81	34.74	258	662.99
8	CENTRAL BANK OF INDIA	933	3712.37	136	551.4	282	1357.89	41	164.83	0	41	121	541.34	269	1077.95	28.83	532	2095.31	57.02	282	1357.89
9	DAKSHIN BIHAR GRAMIN BANK	842	2367.91	161	326.37	299	602.79	57	138.18	0	57	101	199.19	57	166.42	6.77	651	1939.23	77.32	299	602.79
10	FEDERAL BANK	33	140.01	0	0	0	0	0	0	0	0	0	0	0	0	0.00	33	140.01	0.00	0	0
11	HDFC BANK	386	1583.42	21	55.91	1	0.2	0	0	0	0	1	0.2	2	6.48	0.52	382	1569.44	98.96	1	0.2
12	ICICI BANK LTD	214	788.61	19	45.04	18	80.77	0	0	0	0	10	36.36	28	74.3	13.08	179	666.18	83.64	18	80.77
13	IDBI BANK	126	421.02	11	45.05	17	67.67	3	10.5	0	3	9	27.29	5	11.55	3.97	113	377.77	89.68	17	67.67
14	IDFC FIRST BANK LTD	0	0	0	0	0	0	0	0	0	0	0	0	0	0	0.00	0	0	0.00	0	0
15	INDIAN BANK	676	2479.39	92	376.69	200	634.44	21	74.76	0	21	101	331.76	144	489.65	21.30	460	1731.9	68.05	200	634.44
16	INDIAN OVERSEAS BANK	134	530.24	15	62.03	26	115.54	2	4	0	2	11	53.43	33	122.89	24.63	87	341.57	64.93	26	115.54
17	INDUSIND BANK	55	236.86	0	0	0	0	0	0	0	0	0	0	0	0	0.00	55	236.86	100.00	0	0
18	JAMMU AND KASHMIR BANK LTD	9	37	0	0	1	6.25	0	0	0	0	0	0	4	22	0.00	5	15	0.00	1	6.25
19	JANA SMALL FINANCE BANK LTD	0	0	0	0	0	0	0	0	0	0	0	0	0	0	0.00	0	0	0.00	0	0
20	KARNATAKA BANK LTD	8	47.78	0	0	0	0	0	0	0	0	0	0	0	0	0.00	8	47.78	0.00	0	0
21	KARUR	0	0	0	0	0	0	0	0	0	0	0	0	0	0	0.00	0	0	0.00	0	0
22	KOTAK MAHINDRA BANK LTD	67	240.08	0	0	0	0	0	0	0	0	0	0	1	0.38	1.49	66	239.7	98.51	0	0
23	PUNJAB AND SIND BANK	54	195.27	2	4.18	4	17.22	0	0	0	0	1	3.5	4	12.25	0.00	48	179.77	0.00	4	17.22
24	PUNJAB NATIONAL BANK	2434	8963.06	604	1714.06	692	2107.2	183	616.21	0	183	306	885.28	500	1788.94	20.54	1369	5588.35	56.24	692	2107.2
25	RBL BANK LTD	9	55.25	0	0	0	0	0	0	0	0	0	0	0	0	0.00	9	55.25	0.00	0	0
26	SOUTH INDIAN BANK	0	0	0	0	0	0	0	0	0	0	0	0	0	0	0.00	0	0	0.00	0	0
27	STATE BANK OF INDIA	4384	16448.29	238	614.27	1016	2580.48	48	153.75	0	48	498	1306.85	439	1513.29	10.01	3712	14147.24	84.67	1016	2580.48
28	UCO BANK	613	1899.61	136	402.09	195	539.36	24	63.61	0	24	81	221.78	271	835.86	44.21	217	675.8	35.40	195	539.36
29	Ujjivan Small Finance Bank Limited	0	0	0	0	0	0	0	0	0	0	0	0	0	0	0.00	0	0	0.00	0	0
30	UNION BANK OF INDIA	483	1856.01	67	218.78	127	526.63	35	175.8	0	35	58	254.11	150	615.96	31.06	271	1045.25	56.11	127	526.63
31	UTKARSH SMALL FINANCE BANK	0	0	0	0	0	0	0	0	0	0	0	0	0	0	0.00	0	0	0.00	0	0
32	UTTAR BIHAR GRAMIN BANK	696	2489.57	94	229.8	199	442.76	33	104.27	0	33	110	256.68	32	100.76	4.60	583	2184.42	83.76	199	442.76
33	YES BANK LTD	12	42.28	0	0	0	0	0	0	0	0	0	0	0	0	0.00	12	42.28	0.00	0	0
	Total	15036	55005.42	2003	5929.6	3773	11112.41	543	1871.36	5	538	1738	5048.73	2742	9719.64	18.24	10505	39793.48	69.86	3773	11112.41

PMEGP DATA (2ND LOAN) AS ON 30.06.2024 (KVIC PORTAL)																					
SL.NO.	Name	Forwarded to Bank		Sanctioned by Bank		Margin Money Claimed		MM Disbursed		TDR Details		Referred back for Rectification		Returned by Bank		Failed		Pending at bank		Pending for MM Disbursement	
		No of Prj.	MM Involve	No of prj.	MM Involve	No of prj.	MM	No of prj.	MM	Updated	Yet to be Updated	No of prj.	MM	No of prj.	MM	No of Prj.	MM Involve	No of Prj.	MM Involve	No of Prj.	MM
			(In Lakh)		(In Lakh)		(In Lakh)		(In Lakh)				(In Lakh)		(In Lakh)		(In Lakh)		(In Lakh)		(In Lakh)
1	AXIS BANK LTD	0	0	0	0	0	0	0	0	0	0	0	0	0	0	0	0	0	0	0	0
2	BANK OF BARODA	4	0	2	0	2	5.55	0	0	0	0	2	5.55	0	0	0	0	2	0	2	5.55
3	BANK OF INDIA	2	0	0	0	4	23.53	0	0	0	0	2	2.53	0	0	0	0	2	0	4	23.53
4	BANK OF MAHARASHTRA	0	0	0	0	0	0	0	0	0	0	0	0	0	0	0	0	0	0	0	0
5	CANARA BANK	3	0	0	0	0	0	0	0	0	0	0	0	0	0	0	0	3	0	0	0
6	CENTRAL BANK OF INDIA	6	0	2	0	2	9.75	0	0	0	0	0	0	3	0	0	0	2	0	2	9.75
7	DAKSHIN BIHAR GRAMIN BANK	2	0	0	0	2	3.75	0	0	0	0	2	3.75	0	0	0	0	2	0	2	3.75
8	HDFC BANK	0	0	0	0	0	0	0	0	0	0	0	0	0	0	0	0	0	0	0	0
9	IDBI BANK	0	0	0	0	0	0	0	0	0	0	0	0	0	0	0	0	0	0	0	0
10	INDIAN BANK	2	0	0	0	0	0	0	0	0	0	0	0	0	0	0	0	2	0	0	0
11	INDIAN OVERSEAS BANK	1	0	1	0	1	7.5	0	0	0	0	1	7.5	0	0	0	0	0	0	1	7.5
12	PUNJAB NATIONAL BANK	1	0	3	0	3	23.44	0	0	0	0	3	23.44	0	0	0	0	1	0	3	23.44
13	STATE BANK OF INDIA	3	0	0	0	0	0	0	0	0	0	0	0	0	0	0	0	3	0	0	0
14	UCO BANK	1	0	0	0	0	0	0	0	0	0	0	0	0	0	0	0	1	0	0	0
15	UNION BANK OF INDIA	1	0	0	0	0	0	0	0	0	0	0	0	0	0	0	0	1	0	0	0
16	UTTAR BIHAR GRAMIN BANK	1	0	0	0	0	0	0	0	0	0	0	0	0	0	0	0	1	0	0	0
17	OTHERS	0	0	0	0	0	0	0	0	0	0	0	0	0	0	0	0	1	0	0	0
Total		27	0	8	0	14	73.52	0	0	0	0	10	42.77	3	0	0	0	20	0	14	73.52

**PMFME PORTAL DATA 01.04.2024 TO 30.06.2024 (PMFME PORTAL)**

Sr.No.	Bank Name	TARGET	Loan Under Process	Loan Sanctioned	% Sanction	Loan Disbursed	% Disbursed	Loan Rejected	Grand Total
1	AXIS BANK	268	27	0	0.00	0	0.00	0	27
2	BANDHAN BANK LIMITED	75	15	0	0.00	0	0.00	1	16
3	BANK OF BARODA	653	159	77	11.79	31	40.26	80	316
4	BANK OF INDIA	789	228	39	4.94	7	17.95	83	350
5	BANK OF MAHARASHTRA	94	25	24	25.53	9	37.50	7	56
6	CANARA BANK	696	70	53	7.61	10	18.87	126	249
7	CENTRAL BANK OF INDIA	985	306	54	5.48	4	7.41	69	429
8	DAKSHIN BIHAR GRAMIN BANK	564	283	67	11.88	14	20.90	8	358
9	STATE CO OPERATIVE BANK	0	0	0	0.00	0	0.00	0	0
10	ESAF SMALL FINANCE BANK	0	0	0	0.00	0	0.00	0	0
11	FEDERAL BANK	0	2	0	0.00	0	0.00	0	2
12	HDFC BANK	249	275	20	8.03	12	60.00	46	341
13	ICICI BANK LIMITED	216	36	3	1.39	0	0.00	1	40
14	IDBI BANK	127	37	3	2.36	1	33.33	1	41
15	IDFC FIRST BANK	0	0	0	0.00	0	0.00	0	0
16	INDIAN BANK	653	236	60	9.19	15	25.00	63	359
17	INDIAN OVERSEAS BANK	129	39	12	9.30	6	50.00	6	57
18	INDUSIND BANK	66	1	0	0.00	0	0.00	0	1
19	JANA SMALL FINANCE BANK	0	0	0	0.00	0	0.00	0	0
20	J & K BANK	0	0	0	0.00	0	0.00	0	0
21	KARNATAKA BANK	0	0	0	0.00	0	0.00	0	0
22	KARUR VYSYA BANK	0	0	0	0.00	0	0.00	0	0
23	KOTAK MAHINDRA BANK	0	3	0	0.00	0	0.00	0	3
24	PUNJAB AND SIND BANK	38	8	1	2.63	1	100.00	0	9
25	PUNJAB NATIONAL BANK	1534	570	258	16.82	65	25.19	235	1063
26	RBL BANK LTD.	0	1	0	0.00	0	0.00	0	1
27	SOUTH INDIAN BANK	0	0	0	0.00	0	0.00	0	0
28	STATE BANK OF INDIA	2184	1274	140	6.41	37	26.43	363	1777
29	UCO BANK	518	141	45	8.69	23	51.11	62	248
30	UJJIVAN SMALL FINANCE BANK	0	2	0	0.00	0	0.00	0	2
31	UNION BANK OF INDIA	523	146	37	7.07	10	27.03	29	212
32	UTKARSH SMALL FINANCE BANK	0	1	0	0.00	0	0.00	0	1
33	UTTAR BIHAR GRAMIN BANK	639	370	31	4.85	1	3.23	4	405
34	YES BANK	0	0	0	0.00	0	0.00	0	0
<b>TOTAL</b>		<b>11000</b>	<b>4255</b>	<b>924</b>	<b>8.40</b>	<b>246</b>	<b>26.62</b>	<b>1184</b>	<b>6363</b>

**Bank wise PM SVANidhi ( 1st tranche) details of disposal of applications as on 30-06-2024 (Rs. 10,000)**

Sr. No	Bank Name	No. of Application	No. of Applications Sanctioned	No. of Application Pending for Sanctioned	No. of application Disbursed	No. of Application Pending for Disbursement	Returned by Bank (but can be processed again)
		A	B	C (A-B)	D	E (B-D)	F
1	Axis Bank	329	6	323	4	2	3
2	Bandhan Bank Ltd.	660	10	650	1	9	183
3	Bank of Baroda	19441	13782	5659	11190	2592	3219
4	Bank of India	15468	9927	5541	9719	208	3937
5	Bank of Maharashtra	2439	1979	460	1906	73	390
6	Canara Bank	9256	7119	2137	6544	575	2204
7	Central Bank of India	12223	7460	4763	6622	838	3093
8	Federal Bank	85	10	75	10	0	32
9	HDFC Bank	4857	878	3979	669	209	3996
10	ICICI Bank	140	9	131	6	3	58
11	IDBI Bank	1037	267	770	214	53	359
12	IDFC First Bank Ltd.	2	0	2	0	0	0
13	Indian Bank	14958	9984	4974	9518	466	3925
14	Indian Overseas Bank	2698	2038	660	1864	174	305
15	IndusInd Bank	130	3	127	2		16
16	Jammu & Kashmir Bank Ltd	34	29	5	29	0	3
17	Jana Small Finance Bank	2	1	1	1	0	0
18	Karnataka Bank Ltd	11	8	3	4	2	2
19	Karur Vysya Bank Ltd	3	0	3	0	0	0
20	Kotak Mahindra Bank Limited	277	7	270	5	2	43
21	Punjab and Sind Bank	700	342	358	329	13	165
22	Punjab National Bank	29965	21098	8867	17476	3622	3418
23	RRB Dakshin Bihar Gramin Bank	7624	2521	5103	1958	563	2767
24	South Indian Bank	12	0	12	0	0	8
25	State Bank of India	52733	46873	5860	36843	10030	5206
26	State Co-Operative Bank Ltd	136	65	71	65	0	25
27	UCO Bank	6070	3540	2530	3260	280	2744
28	Ujjivan Small Finance Bank	191	5	186	4	1	34
29	Union Bank of India	9577	6575	3002	5941	634	1898
30	Unity Small Finance Bank Ltd.	10	2	8	2	0	3
31	Utkarsh Small Finance Bank	3931	2731	1200	2642	89	217
32	Uttar Bihar Gramin Bank	2270	1087	1183	925	162	1016
33	Yes Bank Ltd.	2	0	2	0	0	1
<b>Total</b>		<b>197271</b>	<b>138356</b>	<b>58915</b>	<b>117753</b>	<b>20600</b>	<b>39270</b>

Bank wise PM SVANidhi (2nd tranche) details of disposal of applications as on 30-06-2024 (Rs. 20,000)							
Sr. No	Bank Name	No. of Application	No. of Applications Sanctioned	No. of Application Pending for Sanction	No. of application Disbursed	No. of Application Pending for Disbursement	Returned by Bank (but can be processed again)
		A	B	C (A-B)	D	E (B-D)	F
1	Axis Bank	0	0	0	0	0	0
2	Bandhan Bank Ltd.	1	0	1	0	0	0
3	Bank of Baroda	2898	2278	620	1576	702	407
4	Bank of India	3540	1820	1720	1725	95	1358
5	Bank of Maharashtra	158	114	44	101	13	32
6	Canara Bank	3063	2210	853	2075	135	815
7	Central Bank of India	2621	1573	1048	1504	69	830
8	Federal Bank	3	1	2	1	0	0
9	HDFC Bank	437	156	281	37	119	232
10	ICICI Bank	3	0	3	0	0	0
11	IDBI Bank	108	42	66	39	3	16
12	IDFC First Bank Ltd.	0	0	0	0	0	0
13	Indian Bank	2805	1713	1092	1614	99	852
14	Indian Overseas Bank	532	406	126	386	20	35
15	IndusInd Bank	0	0	0	0	0	0
16	Jammu & Kashmir Bank Ltd	15	12	3	12	0	0
17	Jana Small Finance Bank	1	0	1	0	0	0
18	Karnataka Bank Ltd	2	0	2	0	0	2
19	Karur Vysya Bank Ltd	0	0	0	0	0	0
20	Kotak Mahindra Bank Limited	1	1	0	1	0	0
21	Punjab and Sind Bank	101	80	21	78	2	6
22	Punjab National Bank	4142	3052	1090	2612	440	603
23	RRB Dakshin Bihar Gramin Bank	906	606	300	342	264	232
24	South Indian Bank	0	0	0	0	0	0
25	State Bank of India	10815	8088	2727	7193	895	2431
26	State Co-Operative Bank Ltd	25	9	16	9	0	1
27	UCO Bank	1142	864	278	797	67	249
28	Ujjivan Small Finance Bank	3	0	3	0	0	0
29	Union Bank of India	2241	1563	678	1439	124	214
30	Unity Small Finance Bank Ltd.	1	0	1	0	0	1
31	Utkarsh Small Finance Bank	1080	1016	64	988	37	0
32	Uttar Bihar Gramin Bank	479	204	275	193	11	232
33	Yes Bank Ltd.	0	0	0	0	0	0
<b>Total</b>		<b>37123</b>	<b>25808</b>	<b>11315</b>	<b>22722</b>	<b>3095</b>	<b>8548</b>



**Bank wise PM SVANidhi (3rd tranche) details of disposal of applications as on 30-06-2024 (Rs. 50,000)**

Sr. No	Bank Name	No. of Application	No. of Applications Sanctioned	No. of Application Pending for Sanction	No. of application Disbursed	No. of Application Pending for Disbursement	Returned by Bank (but can be processed again)
		A	B	C (A-B)	D	E (B-D)	F
1	Axis Bank	0	0	0	0	0	0
2	Bandhan Bank Ltd.	0	0	0	0	0	0
3	Bank of Baroda	257	210	47	189	21	3
4	Bank of India	224	140	84	136	4	47
5	Bank of Maharashtra	25	22	3	20	2	2
6	Canara Bank	707	558	149	439	119	120
7	Central Bank of India	217	140	77	129	11	37
8	Federal Bank	0	0	0	0	0	0
9	HDFC Bank	0	0	0	0	0	0
10	ICICI Bank	0	0	0	0	0	0
11	IDBI Bank	8	7	1	6	1	0
12	IDFC First Bank Ltd.	0	0	0	0	0	0
13	Indian Bank	288	237	51	219	18	19
14	Indian Overseas Bank	92	65	27	58	7	5
15	IndusInd Bank	0	0	0	0	0	0
16	Jammu & Kashmir Bank Ltd	0	0	0	0	0	0
17	Jana Small Finance Bank	0	0	0	0	0	0
18	Karnataka Bank Ltd	0	0	0	0	0	0
19	Karur Vysya Bank Ltd	0	0	0	0	0	0
20	Kotak Mahindra Bank Limited	0	0	0	0	0	0
21	Punjab and Sind Bank	21	15	6	14	1	0
22	Punjab National Bank	306	222	84	171	51	14
23	RRB Dakshin Bihar Gramin Bank	70	53	17	50	3	2
24	South Indian Bank	0	0	0	0	0	0
25	State Bank of India	995	784	211	637	147	23
26	State Co-Operative bank Ltd	1	0	1	0	0	0
27	UCO Bank	167	145	22	133	12	12
28	Ujjivan Small Finance Bank	0	0	0	0	0	0
29	Union Bank of India	215	131	84	119	12	6
30	Unity Small Finance Bank Ltd.	0	0	0	0	0	0
31	Utkarsh Small Finance Bank	128	122	6	120	2	0
32	Uttar Bihar Gramin Bank	46	29	17	28	1	17
33	Yes Bank Ltd.	0	0	0	0	0	0
<b>Total</b>		<b>3767</b>	<b>2880</b>	<b>887</b>	<b>2468</b>	<b>412</b>	<b>307</b>

Bank wise PM SVANidhi ( All tranche cumulative) details of disposal of applications as on 30-06-2024							
Sr. No	Bank Name	No. of Application	No. of Applications Sanctioned	No. of Application Pending for Sanction	No. of application Disbursed	No. of Application Pending for Disbursement	Returned by Bank (but can be processed again)
		A	B	C (A-B)	D	E (B-D)	F
1	Axis Bank	329	6	323	4	2	3
2	Bandhan Bank Ltd.	661	10	651	1	9	183
3	Bank of Baroda	22596	16270	6326	12955	3315	3629
4	Bank of India	19232	11887	7345	11580	307	5342
5	Bank of Maharashtra	2622	2115	507	2027	88	424
6	Canara Bank	13026	9887	3139	9058	829	3139
7	Central Bank of India	15061	9173	5888	8255	918	3960
8	Federal Bank	88	11	77	11	0	32
9	HDFC Bank	5294	1034	4260	706	328	4228
10	ICICI Bank	143	9	134	6	3	58
11	IDBI Bank	1153	316	837	259	57	375
12	IDFC First Bank Ltd.	2	0	2	0	0	0
13	Indian Bank	18051	11934	6117	11351	583	4796
14	Indian Overseas Bank	3322	2509	813	2308	201	345
15	IndusInd Bank	130	3	127	2	1	16
16	Jammu & Kashmir Bank Ltd	49	41	8	41	0	3
17	Jana Small Finance Bank	3	1	2	1	0	0
18	Karnataka Bank Ltd	13	8	5	4	4	4
19	Karur Vysya Bank Ltd	3	0	3	0	0	0
20	Kotak Mahindra Bank Limited	278	8	270	6	2	43
21	Punjab and Sind Bank	822	437	385	421	16	171
22	Punjab National Bank	34413	24372	10041	20259	4113	4035
23	RRB Dakshin Bihar Gramin Bank	8600	3180	5420	2350	830	3001
24	South Indian Bank	12	0	12	0	0	8
25	State Bank of India	64543	55745	8798	44673	11072	7660
26	State Co-Operative Bank Ltd	162	74	88	74	0	26
27	UCO Bank	7379	4549	2830	4190	359	3005
28	Ujjivan Small Finance Bank	194	5	189	4	1	34
29	Union Bank of India	12033	8269	3764	7499	770	2118
30	Unity Small Finance Bank Ltd.	11	2	9	2	0	4
31	Utkarsh Small Finance Bank	5139	3869	1270	3750	119	217
32	Uttar Bihar Gramin Bank	2795	1320	1475	1146	174	1265
33	Yes Bank Ltd.	2	0	2	0	0	1
<b>Total</b>		<b>238161</b>	<b>167044</b>	<b>71117</b>	<b>142943</b>	<b>24101</b>	<b>48125</b>

**STAND UP INDIA BANK-WISE PERFORMANCE REPORT FY 2024-25 AS ON 30.06.2024 (RECEIVED FROM SIDBI)**

**(Rs. In Crore)**

SL.No.	Bank Name	SC			ST			Women (General)			Total		
		No Of A/Cs	Sanctioned Amt	Disbursement Amt	No Of A/Cs	Sanctioned Amt	Disbursement Amt	No Of A/Cs	Sanctioned Amt	Disbursement Amt	No Of A/Cs	Sanctioned Amt	Disbursement Amt
	<b>Private Sector Banks</b>												
1	HDFC BANK LTD	0	0.00	0.00	0	0	0	4	0.93	0.00	4	0.93	0.00
	Total	0	0.00	0.00	0	0	0	4	0.93	0.00	4	0.93	0.00
	<b>Public Sector Banks</b>												
2	BANK OF MAHARASHTRA	0	0.00	0.00	0	0	0	1	0.24	0.00	1	0.24	0.00
3	CENTRAL BANK OF INDIA	34	10.20	0.00	0	0	0	305	85.59	3.77	339	95.79	3.78
4	INDIAN OVERSEAS BANK	3	0.44	0.30	0	0	0	27	5.93	3.24	30	6.38	3.54
5	PUNJAB NATIONAL BANK	0	0.00	0.00	0	0	0	2	0.58	0.00	2	0.58	0.00
6	STATE BANK OF INDIA	6	1.09	0.88	0	0	0	42	6.86	1.04	48	7.95	1.92
7	UCO BANK	0	0.00	0.00	0	0	0	3	0.80	0.00	3	0.80	0.00
8	UNION BANK OF INDIA	1	0.15	0.15	0	0	0	0	0.00	0.00	1	0.15	0.15
	Total	44	11.88	1.34	0	0	0	380	100.01	8.05	424	111.89	9.38
	<b>Grand Total</b>	<b>44</b>	<b>11.88</b>	<b>1.34</b>	<b>0</b>	<b>0</b>	<b>0</b>	<b>384</b>	<b>100.94</b>	<b>8.05</b>	<b>428</b>	<b>112.82</b>	<b>9.38</b>

**STAND UP INDIA BANK-WISE PERFORMANCE REPORT SINCE INCEPTION TILL 30.06.2024 - SLBC BIHAR (RECEIVED FROM SIDBI)**

**(Rs. In Crore)**

Sl. No.	Bank name	SC			ST			Women (General)			Total			
		No Of A/Cs	Sanctioned Amt	Disbursement Amt	No Of A/Cs	Sanctioned Amt	Disbursement Amt	No Of A/Cs	Sanctioned Amt	Disbursement Amt	No Of A/Cs	% Ach.	Sanctioned Amt	Disbursement Amt
	<b>Private Sector Banks</b>													
1	HDFC BANK LTD	12	2.11	0	3	0.56	0	240	51.77	1.62	255	64.39	54.44	1.62
2	ICICI BANK LTD	0	0	0	0	0	0	14	3.73	3.73	14	8.97	3.73	3.73
3	IDBI BANK LTD	13	2.23	1.78	0	0	0	61	13.15	7.78	74	50.00	15.38	9.55
4	INDUSIND BANK LIMITED	2	0.36	0.36	0	0	0	13	2.58	2.26	15	22.06	2.94	2.62
5	KOTAK MAHINDRA BANK	8	2.83	1.49	0	0	0	14	5.43	4.15	22	64.71	8.26	5.64
6	THE FEDERAL BANK LTD	0	0	0	0	0	0	5	1.63	0	5	31.25	1.63	0
	Total Private Sector	35	7.54	3.63	3	0.56	0	347	78.28	19.53	385	47.07	86.38	23.16
	<b>Public Sector Banks</b>													
7	BANK OF BARODA	89	16.49	15.03	2	0.32	0.32	353	71.77	59.01	444	75.77	88.59	74.36
8	BANK OF INDIA	51	7.15	6.2	2	0.24	0.24	838	126.88	110.92	891	126.92	134.27	117.36
9	BANK OF MAHARASHTRA	5	1.25	0	0	0	0	71	11.65	3.64	76	74.51	12.89	3.64
10	CANARA BANK	72	10.77	3.49	10	1.91	0.59	533	114.17	67.24	615	97.31	126.86	71.32
11	CENTRAL BANK OF INDIA	56	15.24	2	3	0.79	0.4	593	163.43	43.73	652	75.29	179.46	46.13
12	INDIAN BANK	60	12.8	10.84	9	1.95	1.2	313	66.21	57.72	382	64.31	80.96	69.76
13	INDIAN OVERSEAS BANK	3	0.44	0.3	1	0.11	0.04	70	12.74	6.59	74	55.22	13.29	6.93
14	PUNJAB AND SIND BANK	1	0.1	0	1	0.1	0.1	28	6.14	1.9	30	83.33	6.34	2
15	PUNJAB NATIONAL BANK	89	15.33	4.03	20	3.86	1.1	750	143.75	56.56	859	58.36	162.94	61.69
16	STATE BANK OF INDIA	214	33.27	27.85	23	3.07	2.53	2406	422.67	331.26	2643	123.62	459	361.63
17	UCO BANK	20	4.21	3.05	4	0.85	0.55	239	62.3	55.6	263	55.72	67.36	59.2
18	UNION BANK OF INDIA	21	3.55	1.06	5	0.9	0.6	340	70.21	32.59	366	68.03	74.66	34.25
	Total Public Sector	681	120.62	73.83	80	14.09	7.66	6534	1271.91	826.78	7295	88.19	1406.62	908.26
	<b>Regional Rural Banks</b>													
19	Dakshin Bihar Gramin Bank	146	24.44	8.56	0	0	0	206	38.16	20.75	352	16.21	62.6	29.31
20	UTTAR BIHAR GRAMIN BANK	9	0.9	0.37	0	0	0	39	5.23	2.8	48	2.31	6.13	3.17
	Total RRB	155	25.34	8.93	0	0	0	245	43.39	23.55	400	9.42	68.74	32.48
	<b>Grand Total</b>	<b>871</b>	<b>153.5</b>	<b>86.39</b>	<b>83</b>	<b>14.65</b>	<b>7.66</b>	<b>7126</b>	<b>1393.59</b>	<b>869.86</b>	<b>8080</b>	<b>60.59</b>	<b>1561.74</b>	<b>963.9</b>

<b>AGRI INFRA FUND (AIF) STATUS AS ON 30.06.2024 (RECEIVED FROM AGRI DEPT. GoB)</b>											
<b>Sl. No.</b>	<b>Bank Name</b>	<b>Approved</b>	<b>Denied by PMU</b>	<b>Denied by StCB</b>	<b>Disbursed</b>	<b>Pending Information</b>	<b>Rejected</b>	<b>Submitted</b>	<b>Verified by PMU</b>	<b>Verified by StCB</b>	<b>Grand Total</b>
1	Axis Bank	0	2	0	1	5	4	0	2	0	14
2	Bank Of Baroda	12	8	0	22	13	19	0	6	0	80
3	Bank Of India	1	3	0	67	22	14	0	5	0	112
4	Bank of Maharashtra	0	0	0	3	1	1	0	0	0	5
5	Canara Bank	0	5	0	91	27	6	0	0	0	129
6	Central Bank Of India	13	14	0	4	23	11	0	0	0	65
7	Dakshin Bihar Gramin Bank	2	2	0	2	5	5	0	1	0	17
8	HDFC Bank	15	17	0	48	21	39	0	21	0	161
9	ICICI Bank	1	1	0	2	5	9	0	0	0	18
10	IDBI Bank Ltd.	0	0	0	11	2	4	0	1	0	18
11	IDFC First Bank Ltd.	0	0	0	0	1		0	0	0	1
12	Indian Bank	2	6	0	35	17	9	0	0	0	69
13	Indian Overseas Bank	0	2	0	2	1	0	0	0	0	5
14	J&K Bank	0	0	0	0	2	0	0	0	0	2
15	Karnataka Bank	0	0	0	2	1	0	0	2	0	5
16	Kotak Mahindra Bank	0	1	0	1	2	1	0	0	0	5
17	Punjab National Bank	30	18	0	81	46	64	2	16	0	257
18	State Bank of India	87	27	0	351	185	136	0	9	0	795
19	The Bihar State Co-op Bank Ltd.	0	0	1	4	2	1	0	6	1	15
20	The Federal Bank Ltd	0	0	0	1	0	0	0	1	0	2
21	UCO Bank	10	1	0	32	14	20	0	1	0	78
22	Union Bank of India	4	8	0	7	17	14	0	1	0	51
23	Uttar Bihar Gramin Bank	0	1	0	6	6	1	0	1	0	15
24	YES Bank Ltd.	0	1	0	0	0	1	0	0	0	2
<b>Grand Total</b>		<b>177</b>	<b>117</b>	<b>1</b>	<b>773</b>	<b>418</b>	<b>359</b>	<b>2</b>	<b>73</b>	<b>1</b>	<b>1921</b>

**SATURATION OF PMJDY ACCOUNTS WEEKLY DATA (AS ON 30.06.2024)**

Sr. No.	Bank Name	PMJJBY			PMSBY		
		PMJJBY Number of Eligible PMJDY A/C Holders for PMJJBY	PMJJBY Enrolled till 30-09-2021	PMJJBY Total Enrolment during 01-10-2021 to till Date	PMSBY Number of Eligible PMJDY A/C Holders for PMSBY	PMSBY Enrolled till 30-09-2021	PMSBY Total Enrolment during 01-10-2021 to till Date
1	Bank of Baroda	907868	44998	298421	1124712	240588	850558
2	Bank of India	1512003	59266	552097	1860577	629001	410668
3	Bank of Maharashtra	5105	2444	2661	7217	2210	5007
4	Canara Bank	230859	6023	94633	302728	70412	208546
5	Central Bank of India	935576	27408	106221	1186913	117540	184829
6	Indian Bank	384518	18329	48394	499851	72997	81190
7	Indian Overseas Bank	52186	3425	8512	43148	3945	15909
8	Punjab & Sind Bank	340	172	168	410	201	209
9	Punjab National Bank	1174447	57588	277786	1516270	209749	728447
10	State Bank of India	3744882	248519	1396484	4145591	649482	1710186
11	UCO Bank	371096	15020	27607	477684	32047	48969
12	Union Bank of India	165129	11583	28667	191752	43196	99990
13	J & K Bank Ltd	74	30	39	74	59	15
<b>TOTAL</b>		<b>9484083</b>	<b>494805</b>	<b>2841690</b>	<b>11356927</b>	<b>2071427</b>	<b>4344523</b>

<b>SATURATION OF PMMY ACCOUNTS WEEKLY DATA (AS ON 30.06.2024)</b>							
SL.NO.	Bank Name	PMJJBY			PMSBY		
		Number of Eligible PMMY Borrowers for PMJJBY	PMJJBY Enrolled till 30-09-2021	PMJJBY Total Enrolment during 01-10-2021 to till date	Number of Eligible PMMY Borrowers for PMSBY	PMSBY Enrolled till 30-09-2021	PMSBY Total Enrolled during 01-10-2021 to till date
1	Bank of Baroda	7337	937	540	8728	1603	707
2	Bank of India	74186	7185	20968	92763	32532	37287
3	Bank of Maharashtra	986	194	256	1042	324	619
4	Canara Bank	17628	1070	2196	21006	2993	5920
5	Central Bank of India	13498	1671	4273	15472	2715	5772
6	Indian Bank	6052	726	551	7534	1349	757
7	Indian Overseas Bank	4627	2362	2377	5093	3125	1968
8	Punjab & Sind Bank	13554	1430	6600	16201	2927	9705
9	Punjab National Bank	23098	1736	1831	27833	3657	4372
10	State Bank of India	41642	2838	435	46035	6893	909
11	UCO Bank	22163	3105	4781	25984	4107	13517
12	Union Bank of India	13554	1430	935	16201	2927	917
13	J & K Bank	0	0	0	0	0	0
<b>TOTAL</b>		<b>238325</b>	<b>24684</b>	<b>45743</b>	<b>283892</b>	<b>65152</b>	<b>82450</b>

**KCC ANIMAL HUSBANDRY SATURATION DATA (BANK WISE) UPTO 30.06.2024**

**Cummulative Data (Number)**

Sr.No.	Bank Name	Received	Accepted	Sanctioned	Sanctioned (%)	Total Rejected / Returned	Returned / Rejected (%)	Pendency more than 15 days
1	Bank of Baroda	14453	14116	3870	27.42	9737	68.98	507
2	Bank of India	17500	17312	7660	44.25	9497	54.86	155
3	Bank of Maharashtra	46	45	10	22.22	35	77.78	0
4	Canara Bank	6308	6220	2782	44.73	3235	52.01	203
5	Central Bank of India	32543	32216	6770	21.01	24521	76.11	924
6	Cooperative Bank	1403	1397	305	21.83	965	69.08	127
7	IDBI Bank Ltd.	676	676	41	6.07	385	56.95	250
8	Indian Bank	10202	10015	2707	27.03	7282	72.71	26
9	Indian Overseas Bank	541	541	85	15.71	317	58.60	139
10	J & K Bank	0	0	0	0.00	0	0.00	0
11	Punjab & Sind Bank	20	20	2	10.00	12	60.00	6
12	Punjab National Bank	53296	51564	13451	26.09	37330	72.40	783
13	State Bank of India	58368	57400	13337	23.24	43695	76.12	367
14	UCO Bank	10980	10092	3162	31.33	6907	68.44	22
15	Union Bank of India	8252	8072	1739	21.54	5395	66.84	920
	<b>Grand Total</b>	<b>214588</b>	<b>209686</b>	<b>55921</b>	<b>26.67</b>	<b>149313</b>	<b>71.21</b>	<b>4429</b>



**KCC ANIMAL HUSBANDRY SATURATION DATA DISTRICT WISE UPTO 30.06.2024**

**Cummulative Data (Number)**

Sr.No.	District Name	Received	Accepted	Sanctioned	Sanctioned (%)	Total Rejected/R eturned	Rejected/R eturned (%)	Pendency more than 15 days
1	Araria	6956	6296	1393	22.13	4669	74.16	234
2	Arwal	1172	1172	333	28.41	781	66.64	58
3	Aurangabad	2542	2421	1187	49.03	1216	50.23	18
4	Banka	6592	6592	1868	28.34	4718	71.57	6
5	Begusarai	6547	5397	1860	34.46	3438	63.70	99
6	Bhagalpur	7683	7683	2091	27.22	5373	69.93	219
7	Bhojpur	4738	4727	1065	22.53	3600	76.16	62
8	Buxar	6083	6081	1537	25.28	4507	74.12	37
9	Darbhanga	6474	6474	1841	28.44	4509	69.65	124
10	Gaya	9737	8527	2339	27.43	6110	71.65	78
11	Gopalganj	3444	3444	1274	36.99	1978	57.43	192
12	Jamui	4331	4221	777	18.41	3196	75.72	248
13	Jehanabad	4462	4456	1782	39.99	2674	60.01	0
14	Kaimur (Bhabua)	3220	3220	991	30.78	2222	69.01	7
15	Katihar	6237	6237	1383	22.17	4659	74.70	195
16	Khagaria	4862	4862	996	20.49	3756	77.25	110
17	Kishanganj	5347	5347	1230	23.00	4117	77.00	0
18	Lakhisarai	4474	4474	1674	37.42	2759	61.67	41
19	Madhepura	5883	5883	2198	37.36	3186	54.16	499
20	Madhubani	13086	13057	1460	11.18	11535	88.34	62
21	Munger	4420	4420	726	16.43	3520	79.64	174
22	Muzaffarpur	13339	13339	3386	25.38	9953	74.62	0
23	Nalanda	1627	1627	736	45.24	578	35.53	313
24	Nawada	6541	6488	1832	28.24	4579	70.58	77
25	Pashchim Champaran	3301	3301	966	29.26	2271	68.80	64
26	Patna	6544	6534	1522	23.29	4536	69.42	476
27	Purba Champaran	4825	4801	910	18.95	3733	77.75	158
28	Purnia	7034	7010	1559	22.24	5302	75.63	149
29	Rohtas	8930	8930	1322	14.80	7411	82.99	197
30	Saharsa	6595	6595	2063	31.28	4532	68.72	0
31	Samastipur	8743	7495	3058	40.80	4248	56.68	189
32	Saran	3747	3747	670	17.88	3022	80.65	53
33	Sheikhpura	1962	1868	474	25.37	1348	72.16	46
34	Sheohar	2544	2510	850	33.86	1482	59.04	157
35	Sitamarhi	9547	9480	3384	35.70	6096	64.30	0
36	Siwan	1976	1929	483	25.04	1446	74.96	0
37	Supaul	1639	1637	442	27.00	1173	71.66	22
38	Vaishali	7404	7404	2259	30.51	5080	68.61	65
<b>Grand Total</b>		<b>214588</b>	<b>209686</b>	<b>55921</b>	<b>26.67</b>	<b>149313</b>	<b>71.21</b>	<b>4429</b>

**KCC FISHERIES SATURATION DATA (BANK WISE) UPTO 30.06.2024**

**Cummulative Data (Number)**

Sr.No.	Bank Name	Received	Accepted	Sanctioned	Sanctioned (%)	Total Rejected/R eturned	Rejected/R eturned (%)	Pendency more than 15 days
1	Bank of Baroda	704	703	49	6.97	622	88.48	32
2	Bank of India	657	657	235	35.77	407	61.95	15
3	Bank of Maharashtra	3	3	0	0.00	3	100.00	0
4	Canara Bank	292	292	93	31.85	187	64.04	10
5	Central Bank of India	1657	1472	230	15.63	1194	81.11	48
6	Cooperative Bank	172	172	64	37.21	94	54.65	14
7	IDBI Bank Ltd.	58	57	4	7.02	30	52.63	23
8	Indian Bank	487	486	43	8.85	440	90.53	3
9	Indian Overseas Bank	15	15	2	13.33	5	33.33	8
10	Jammu & Kashmir Bank Ltd	0	0	0	0.00	0	0.00	0
11	Punjab & Sind Bank	0	0	0	0.00	0	0.00	0
12	Punjab National Bank	2831	2741	222	8.10	2474	90.26	45
13	State Bank of India	2794	2639	259	9.81	2348	88.97	30
14	UCO Bank	471	424	81	19.10	341	80.42	2
15	Union Bank of India	704	696	6	0.86	665	95.55	25
<b>Grand Total</b>		<b>10845</b>	<b>10357</b>	<b>1288</b>	<b>12.44</b>	<b>8810</b>	<b>85.06</b>	<b>255</b>

**KCC FISHERIES SATURATION DATA DISTRICT WISE UPTO 30.06.2024**

**Cummulative Data (Number)**

Sr.No.	District Name	Received	Accepted	Sanctioned	Sanctioned (%)	Total Rejected/Returned	Rejected/Returned (%)	Pendency more than 15 days
1	Araria	352	350	70	20.00	273	78.00	7
2	Arwal	222	222	10	4.50	191	86.04	21
3	Aurangabad	571	556	24	4.32	528	94.96	4
4	Banka	280	280	65	23.21	214	76.43	1
5	Begusarai	438	380	59	15.53	313	82.37	8
6	Bhagalpur	14	14	0	0.00	14	100.00	0
7	Bhojpur	32	32	4	12.50	16	50.00	12
8	Buxar	218	218	134	61.47	84	38.53	0
9	Darbhanga	14	14	0	0.00	14	100.00	0
10	Gaya	487	487	134	27.52	350	71.87	3
11	Gopalganj	242	242	45	18.60	162	66.94	33
12	Jamui	355	355	9	2.54	346	97.46	0
13	Jehanabad	62	52	16	30.77	36	69.23	0
14	Kaimur (Bhabua)	177	177	7	3.95	170	96.05	0
15	Katihar	154	133	4	3.01	116	87.22	13
16	Khagaria	1873	1873	1	0.05	1872	99.95	0
17	Kishanganj	169	169	27	15.98	142	84.02	0
18	Lakhisarai	370	370	85	22.97	285	77.03	0
19	Madhepura	299	299	17	5.69	264	88.29	18
20	Madhubani	279	279	35	12.54	239	85.66	5
21	Munger	454	454	14	3.08	432	95.15	8
22	Muzaffarpur	495	495	80	16.16	415	83.84	0
23	Nalanda	91	91	11	12.09	78	85.71	2
24	Nawada	160	160	14	8.75	145	90.63	1
25	Pashchim Champaran	560	560	137	24.46	413	73.75	10
26	Patna	48	48	6	12.50	42	87.50	0
27	Purba Champaran	206	206	60	29.13	119	57.77	27
28	Purnia	228	228	16	7.02	183	80.26	29
29	Rohtas	31	31	2	6.45	27	87.10	2
30	Saharsa	313	147	14	9.52	133	90.48	0
31	Samastipur	235	213	47	22.07	154	72.30	12
32	Saran	482	482	11	2.28	462	95.85	9
33	Sheikhpura	227	194	46	23.71	141	72.68	7
34	Sheohar	36	36	4	11.11	32	88.89	0
35	Sitamarhi	88	88	25	28.41	63	71.59	0
36	Siwan	193	193	39	20.21	154	79.79	0
37	Supaul	287	126	1	0.79	118	93.65	7
38	Vaishali	103	103	15	14.56	70	67.96	16
<b>Grand Total</b>		<b>10845</b>	<b>10357</b>	<b>1288</b>	<b>12.44</b>	<b>8810</b>	<b>85.06</b>	<b>255</b>

SLBC BIHAR : CONVENOR - STATE BANK OF INDIA																								
ANNEXURE -II eBihar : EXPANDING AND DEEPENING OF DIGITAL PAYMENTS ECOSYSTEM																								
AS ON 30.06.2024																								
Digital coverage for individuals (Savings Accounts)																								
S.N	District Name	Eligible Operative Savings Accounts		Debit/ RuPay cards coverage			Internet Banking coverage			Mobile Banking + UPI + USSD coverage			AEPS coverage			Coverage with at least one of the digital modes of payment (Debit/ RuPay cards, Internet banking, Mobile banking, UPI, USSD, AEPS)				No. of Operative SB Accounts ineligible for digital coverage as per bank's Board approved policies				
		No. of Accounts	Of which, no. of women accounts	Total No. of Accounts covered	% coverage	Out of total no. of women accounts (G6), no of women accounts covered	% coverage for women accounts	Total No. of Accounts covered	% coverage	Out of total no. of women accounts (G6), no of women accounts covered	% coverage for women accounts	Total No. of Accounts covered	% coverage	Out of total no. of women accounts (G6), no of women accounts covered	% coverage for women accounts	Total No. of Accounts covered	% coverage	Out of total no. of women accounts (G6), no of women accounts covered	% coverage for women accounts					
1	ARARIA	2214917	1127654	1381330	62.36	602114	53.40	381988	17.25	119317	10.58	860693	38.86	358100	31.76	1881495	84.95	925106	82.04	2214917	100.00	1127654	100.00	57442
2	AURANGABAD	2683339	1310088	1314708	49.00	570468	43.54	352375	13.13	114738	8.76	671664	25.03	237982	18.17	2442329	91.02	1210946	92.43	2683339	100.00	1310088	100.00	105226
3	BANKA	1788067	925736	748167	41.84	318517	34.41	189882	10.62	64707	6.99	523331	29.27	193979	20.95	1614170	90.27	832649	89.94	1788067	100.00	925736	100.00	65454
4	BEGUSARAI	2881947	1509236	1333096	46.26	549877	36.43	498840	17.31	173360	11.49	1023779	35.52	424051	28.10	2537143	88.04	1323137	87.67	2881947	100.00	1509236	100.00	89175
5	DARBHANGA	3238195	1642155	1907123	58.89	836328	50.93	692845	21.40	276273	16.82	1114543	34.42	441842	26.91	2960334	91.42	1493626	90.96	3238195	100.00	1642155	100.00	119271
6	GOPALGANJ	2562070	1210327	1601511	62.51	669853	55.34	548209	21.40	195583	16.16	892903	34.85	336365	27.79	2257610	88.12	1036865	85.67	2562070	100.00	1210327	100.00	70193
7	JAMUI	1727285	879008	734300	42.51	295251	33.59	231183	13.38	76779	8.73	448450	25.96	185228	21.07	1412165	81.76	702379	79.91	1727285	100.00	879008	100.00	70484
8	KAIMUR (BHABUA)	1605589	802223	682510	42.51	273612	34.11	203408	12.67	67277	8.39	387887	24.16	144590	18.02	1441589	89.79	671974	83.76	1605589	100.00	802223	100.00	79540
9	KATIHAR	2647278	1263382	1611887	60.89	661630	52.37	544779	20.58	224364	17.76	1103248	41.67	403788	31.96	2368207	89.46	1109999	87.86	2647278	100.00	1263382	100.00	63250
10	KHAGARIA	1688839	904675	724140	42.88	277674	30.69	221982	13.14	69736	7.71	601061	35.59	283627	31.35	1400926	82.95	645831	71.39	1688839	100.00	904675	100.00	71722
11	KISHANGANJ	1369104	687282	922308	67.37	420665	61.21	201968	14.75	62106	9.04	376727	27.52	144137	20.97	1221593	89.23	606074	88.18	1369104	100.00	687282	100.00	37672
12	LAKHISARAI	1176692	610836	448696	38.13	168523	27.59	158809	13.50	47286	7.74	366717	31.17	182148	29.82	981752	83.43	448823	73.48	1176692	100.00	610836	100.00	59938
13	MADHEPURA	1565854	796204	1030636	65.82	487214	61.19	300475	19.19	113356	14.24	453844	28.98	174317	21.89	1391459	88.86	676531	84.97	1565854	100.00	796204	100.00	46783
14	MADHUBANI	3738167	1890994	2257879	60.40	1022359	54.06	796215	21.30	313136	16.56	1222125	32.69	461237	24.39	3457657	92.50	1732256	91.61	3738167	100.00	1890994	100.00	116913
15	NAWADA	2376798	1246697	970218	40.82	418949	33.60	317089	13.34	97351	7.81	545183	22.94	206256	16.54	2133618	89.77	1057163	84.80	2376798	100.00	1246697	100.00	97429
16	PASHCHIM CHAMPARAN	3233893	1513282	2097937	64.87	886288	58.57	615695	19.04	220467	14.57	1002321	30.99	347407	22.96	3010645	93.10	1391842	91.98	3233893	100.00	1513282	100.00	105432
17	PURBI CHAMPARAN	4138236	1930440	2723860	65.82	1159364	60.06	892741	21.57	329485	17.07	1308674	31.62	468812	24.29	3865216	93.40	1777274	92.07	4138236	100.00	1930440	100.00	155773
18	SAHARSA	1524667	802559	875911	57.45	393773	49.06	250384	16.42	79382	9.89	471768	30.94	215270	26.82	1315074	86.25	663220	82.64	1524667	100.00	802559	100.00	72145
19	SAMASTIPUR	4123200	2027734	2316094	56.17	1012615	49.94	878101	21.30	325300	16.04	1409464	34.18	512853	25.29	3834635	93.00	1861307	91.79	4123200	100.00	2027734	100.00	156039
20	SHEOHAR	549899	287241	294848	53.62	123483	42.99	98643	17.94	34395	11.97	212640	38.67	98309	34.23	462052	84.02	232714	81.02	549899	100.00	287241	100.00	22677
21	SITAMARHI	2787404	1411301	1827323	65.56	846808	60.00	691978	24.83	293805	20.82	1051648	37.73	428428	30.36	2590552	92.94	1299843	92.10	2787404	100.00	1411301	100.00	92442
22	SUPAUL	1923074	998637	1091128	56.74	489964	49.06	305583	15.89	96203	9.63	598305	31.11	244997	24.53	1699530	88.38	838515	83.97	1923074	100.00	998637	100.00	64798
23	VAISHALI	4262904	2379205	3068123	71.97	1709288	71.84	892137	20.93	391443	16.45	1376654	32.29	523456	22.00	3290731	77.19	1675698	70.43	4262904	100.00	2379205	100.00	120264
<b>GRAND TOTAL</b>		<b>55807418</b>	<b>28156896</b>	<b>31963733</b>	<b>57.28</b>	<b>14194617</b>	<b>50.41</b>	<b>10265309</b>	<b>18.39</b>	<b>3785849</b>	<b>13.45</b>	<b>18023629</b>	<b>32.30</b>	<b>7017179</b>	<b>24.92</b>	<b>49570482</b>	<b>88.82</b>	<b>24213772</b>	<b>86.00</b>	<b>55807418</b>	<b>100.00</b>	<b>28156896</b>	<b>100.00</b>	<b>1940062</b>

**SLBC BIHAR : CONVENOR - STATE BANK OF INDIA**

**ANNEXURE -II eBihar : EXPANDING AND DEEPENING OF DIGITAL PAYMENTS ECOSYSTEM**

**AS ON 30.06.2024**

S.N	District Name	Digital coverage for Businesses (Current Accounts)									
		Total No. of Eligible Operative Current/ Business Accounts	Eligible Operative Current/ Business Accounts covered through Net Banking		Eligible Operative Current/ Business Accounts covered with POS/ QR		Eligible Operative Current/ Business Accounts covered with Mobile Banking etc.		Eligible Operative Current/ Business Accounts covered with at least one of facilities - Net Banking/ POS/ QR/ Mobile Banking		No. of Operative Current/ Business Accounts ineligible for digital coverage as per bank's Board approved policies
			No. of accounts covered	% coverage	No. of accounts covered	% coverage	No. of accounts covered	% coverage	No. of accounts covered	% coverage	
1	ARARIA	51599	31230	60.52	32360	62.71	33547	65.01	51599	100.00	7045
2	AURANGABAD	31973	16620	51.98	18016	56.35	20560	64.30	31973	100.00	4627
3	BANKA	20863	11073	53.07	12009	57.56	11240	53.88	20863	100.00	3865
4	BEGUSARAI	54347	37416	68.85	18490	34.02	34267	63.05	54347	100.00	7561
5	DARBHANGA	64129	43620	68.02	32420	50.55	45734	71.32	64129	100.00	9483
6	GOPALGANJ	36269	23196	63.96	20447	56.38	26497	73.06	36269	100.00	9306
7	JAMUI	26861	14754	54.93	16277	60.60	18308	68.16	26861	100.00	4743
8	KAIMUR (BHABUA)	23856	12123	50.82	13899	58.26	16585	69.52	23856	100.00	2571
9	KATIHAR	53379	29202	54.71	35094	65.74	36995	69.31	53379	100.00	9877
10	KHAGARIA	54417	32931	60.52	42808	78.67	42886	78.81	54417	100.00	3768
11	KISHANGANJ	18183	10567	58.11	7849	43.17	11234	61.78	18183	100.00	4675
12	LAKHISARAI	20460	10550	51.56	9972	48.74	15816	77.30	20460	100.00	2035
13	MADHEPURA	20111	11580	57.58	8307	41.31	11560	57.48	20111	100.00	5683
14	MADHUBANI	55329	32443	58.64	36239	65.50	39934	72.18	55329	100.00	6917
15	NAWADA	34122	19175	56.20	23639	69.28	23375	68.50	34122	100.00	3065
16	PASHCHIM CHAMPARAN	45633	28435	62.31	27575	60.43	31129	68.22	45633	100.00	9523
17	PURBI CHAMPARAN	63185	40306	63.79	33575	53.14	42703	67.58	63185	100.00	12323
18	SAHARSA	22881	11973	52.33	10006	43.73	14591	63.77	22881	100.00	5081
19	SAMASTIPUR	111480	69698	62.52	79591	71.39	80668	72.36	111480	100.00	9080
20	SHEOHAR	9774	5594	57.23	5779	59.13	7575	77.50	9774	100.00	1952
21	SITAMARHI	37472	23831	63.60	22313	59.55	25145	67.10	37472	100.00	8759
22	SUPAUL	22330	11999	53.73	9544	42.74	12654	56.67	22330	100.00	4573
23	VAISHALI	61825	45823	74.12	29076	47.03	40851	66.08	61825	100.00	12026
<b>GRAND TOTAL</b>		<b>940478</b>	<b>574139</b>	<b>61.05</b>	<b>545285</b>	<b>57.98</b>	<b>643854</b>	<b>68.46</b>	<b>940478</b>	<b>100.00</b>	<b>148538</b>

<b>ANNEX III- PART C</b>			
<b>QUARTERLY REPORT ON CONDUCT OF CAMPS BY RURAL BRANCHES OF BANKS</b>			
<b>FY 2024-25 AS ON 30.06.2024</b>			
<b>Sr No.</b>	<b>District Name</b>	<b>No of rural branches in district</b>	<b>No of camps conducted during the quarter</b>
1	Araria	87	227
2	Arwal	41	99
3	Aurangabad	120	309
4	Banka	77	120
5	Begusarai	87	237
6	Bhagalpur	101	189
7	Bhojpur	122	364
8	Buxar	85	244
9	Darbhanga	117	175
10	East Champaran	109	192
11	Gaya	186	495
12	Gopalganj	126	217
13	Jamui	72	177
14	Jehanabad	59	156
15	Kaimur	88	221
16	Katihar	106	109
17	Khagaria	40	142
18	Kishanganj	64	82
19	Lakhisarai	42	174
20	Madhepura	42	224
21	Madhubani	124	201
22	Munger	59	143
23	Muzaffarpur	181	349
24	Nalanda	146	441
25	Nawada	77	215
26	Patna	201	464
27	Purnea	96	136
28	Rohtas	131	366
29	Saharsa	49	79
30	Samastipur	171	416
31	Saran	167	285
32	Sheikhpura	30	92
33	Sheohar	21	41
34	Sitamarhi	57	107
35	Siwan	142	224
36	Supaul	49	67
37	Vaishali	140	223
38	West Champaran	104	439
	<b>TOTAL</b>	<b>3716</b>	<b>8441</b>

## ANNEX III - PART A

## QUARTERLY REPORT ON CONDUCT OF SPECIAL CAMPS BY FLCs (GOING DIGITAL) : Annexure-2 Part(A)

AS ON 30.06.2024

Sr. No.	Bank Name	FLC Code	Sr. No. of Camp	Date of special camp (DD/MM/YYYY)	District	Block	Village	No Of Participants	Stakeholders present (Indicate Y/N)						
									LDM	DDM	LDO	Local Govt	NGO	BC	Others
1	STATE BANK OF INDIA	2081	6	23-06-2024	SUPAUL	KISHANPUR	ABHUYAR	54	N	N	N	N	Y	N	N
2	STATE BANK OF INDIA	2081	5	22-06-2024	SUPAUL	KISHANPUR	KARAIYA	48	N	N	N	N	Y	N	N
3	STATE BANK OF INDIA	2081	4	19-05-2024	SUPAUL	KISHANPUR	THARBITIA	46	N	N	N	N	Y	N	N
4	STATE BANK OF INDIA	2081	3	18-05-2024	SUPAUL	CHHATAPUR	KANJARA	41	N	N	N	N	Y	N	N
5	STATE BANK OF INDIA	2081	2	30-04-2024	SUPAUL	SUPAUL	NEMUA PUNARWAS	50	N	N	N	N	Y	N	N
6	STATE BANK OF INDIA	2081	1	20-04-2024	SUPAUL	SUPAUL	LAUKAHA	55	N	N	N	N	Y	N	N
7	STATE BANK OF INDIA	4701	6	29-06-2024	JAMUI	CHAKAI	BIRAJPUR	51	Y	N	N	N	N	N	N
8	STATE BANK OF INDIA	4701	5	12-06-2024	JAMUI	CHAKAI	CHAKAI	58	Y	N	N	N	N	N	N
9	STATE BANK OF INDIA	4701	4	14-05-2024	JAMUI	CHAKAI	MAMDAH	52	Y	N	N	Y	N	Y	N
10	STATE BANK OF INDIA	4701	3	06-05-2024	JAMUI	LAXMIPUR	PANPURWA	49	Y	N	N	Y	N	N	N
11	STATE BANK OF INDIA	4701	2	24-04-2024	JAMUI	JHAJHA	NAGBEY	62	Y	N	N	N	N	N	N
12	STATE BANK OF INDIA	4701	1	05-04-2024	JAMUI	JAMUI	MALAYPUR	61	Y	N	N	Y	N	N	Y
13	STATE BANK OF INDIA	4901	6	03-06-2024	KISHANGANJ	THAKURGANJ	BHOURADAH	61	Y	Y	N	N	Y	Y	Y
14	STATE BANK OF INDIA	4901	5	02-06-2024	KISHANGANJ	DIGHALBANK	PALASMANI	59	N	Y	N	N	Y	Y	Y
15	STATE BANK OF INDIA	4901	4	18-05-2024	KISHANGANJ	THAKURGANJ	THAKURGANJ	52	Y	Y	N	N	Y	Y	Y
16	STATE BANK OF INDIA	4901	3	16-05-2024	KISHANGANJ	THAKURGANJ	DANGI BASTI	48	Y	N	N	N	Y	Y	Y
17	STATE BANK OF INDIA	4901	2	06-04-2024	KISHANGANJ	THAKURGANJ	LOHAGARA HAT	54	N	Y	N	N	Y	Y	Y
18	STATE BANK OF INDIA	4901	1	05-04-2024	KISHANGANJ	DIGHALBANK	GUR MOHRA	59	Y	N	N	N	Y	Y	Y
19	STATE BANK OF INDIA	6801	6	27-06-2024	MADHEPURA	SINGHESHWAR	RSETI	28	Y	N	N	N	N	N	Y
20	STATE BANK OF INDIA	6801	5	11-06-2024	MADHEPURA	GHAILARH	BHAN WARD-06	30	N	N	N	N	N	N	Y
21	STATE BANK OF INDIA	6801	4	30-05-2024	MADHEPURA	MURLIGANJ	BISANPUR WARD-1	30	N	N	N	N	N	Y	N
22	STATE BANK OF INDIA	6801	3	13-05-2024	MADHEPURA	SINGHESHWAR	RSETI	61	Y	N	N	N	N	N	Y
23	STATE BANK OF INDIA	6801	2	25-04-2024	MADHEPURA	SINGHESHWAR	SINGIYOUN	40	N	N	N	N	N	Y	N
24	STATE BANK OF INDIA	6801	1	20-04-2024	MADHEPURA	SINGHESHWAR	RSETI	63	Y	N	N	N	N	N	Y
25	STATE BANK OF INDIA	7601	6	04-06-2024	SAHARSA	SOUR BAZAR	KEWAT TOLA	32	Y	N	N	Y	Y	N	Y
26	STATE BANK OF INDIA	7601	5	03-06-2024	SAHARSA	SOUR BAZAR	MUSLIM TOLA	64	N	Y	N	N	N	N	Y
27	STATE BANK OF INDIA	7601	4	20-05-2024	SAHARSA	SOUR BAZAR	RAM TOLA	32	N	N	N	Y	Y	Y	Y
28	STATE BANK OF INDIA	7601	3	18-05-2024	SAHARSA	SOUR BAZAR	MS BAIJNATH	54	Y	N	N	N	Y	Y	Y
29	STATE BANK OF INDIA	7601	2	03-04-2024	SAHARSA	SOUR BAZAR	MS DHANCHO	81	N	Y	Y	Y	Y	N	Y
30	STATE BANK OF INDIA	7601	1	02-04-2024	SAHARSA	SOUR BAZAR	MUSLIM TOLA	67	Y	N	N	Y	N	Y	Y
31	STATE BANK OF INDIA	7801	6	25-06-2024	PURNEA	BAISI	MALHARIA	52	Y	Y	N	Y	N	N	N
32	STATE BANK OF INDIA	7801	5	15-06-2024	PURNEA	PURNEA EAST	PURNEA	34	Y	Y	N	Y	N	N	N
33	STATE BANK OF INDIA	7801	4	13-05-2024	PURNEA	PURNEA EAST	PURNEA	34	Y	Y	N	Y	Y	Y	N
34	STATE BANK OF INDIA	7801	3	07-05-2024	PURNEA	RUPOULI	BIROULI	33	Y	N	N	Y	N	Y	N
35	STATE BANK OF INDIA	7801	2	06-04-2024	PURNEA	SRINAGAR	HASELI KHUTTI	50	Y	N	N	Y	N	Y	N
36	STATE BANK OF INDIA	7801	1	05-04-2024	PURNEA	SRINAGAR	DIET SRINAGAR	49	Y	N	N	Y	N	Y	N
37	STATE BANK OF INDIA	8301	6	14-06-2024	ARARIA	RANIGANJ	BASAITHI BAZAR	33	N	N	N	N	N	Y	N
38	STATE BANK OF INDIA	8301	5	13-06-2024	ARARIA	RANIGANJ	GUNWANTI	39	N	N	N	N	N	Y	N
39	STATE BANK OF INDIA	8301	4	10-05-2024	ARARIA	FORBESGANJ	HARIPUR	41	N	N	N	N	N	Y	N
40	STATE BANK OF INDIA	8301	3	09-05-2024	ARARIA	FORBESGANJ	RAMPUR SAUTH	39	N	N	N	N	N	Y	N
41	STATE BANK OF INDIA	8301	2	09-04-2024	ARARIA	RANIGANJ	GUNWANTI	47	N	N	N	N	N	Y	N
42	STATE BANK OF INDIA	8301	1	08-04-2024	ARARIA	RANIGANJ	BASAITHI	42	N	N	N	N	N	Y	N
43	CENTRAL BANK OF INDIA	5301	17	26-06-2024	EAST CHAMPARAN	KALYANPUR	PARSHAWANI WAZI	30	Y	Y	Y	N	N	N	N
44	CENTRAL BANK OF INDIA	5301	16	26-06-2024	EAST CHAMPARAN	PIPRAKOTHI	PIPRAKOTHI	30	Y	Y	Y	N	N	N	N
45	CENTRAL BANK OF INDIA	5301	15	26-06-2024	EAST CHAMPARAN	MOTHARI	SEMRA	25	Y	Y	Y	N	N	N	N
46	CENTRAL BANK OF INDIA	5301	14	26-06-2024	EAST CHAMPARAN	PHENHARA	RUPAULIYA	30	Y	Y	Y	N	N	N	N
47	CENTRAL BANK OF INDIA	5301	13	24-06-2024	EAST CHAMPARAN	RAMGARHWA	BAUDHA	25	Y	Y	Y	N	N	N	N
48	CENTRAL BANK OF INDIA	5301	12	24-06-2024	EAST CHAMPARAN	RAXAUL	PALANWA	30	Y	Y	Y	N	N	N	N

49	CENTRAL BANK OF INDIA	5301	11	24-06-2024	EAST CHAMPARAN	BARWA	RAXAUL	25	Y	Y	Y	N	N	N	N
50	CENTRAL BANK OF INDIA	5301	10	24-06-2024	EAST CHAMPARAN	MEHSI	BAHADURPUR	35	Y	Y	Y	N	N	N	N
51	CENTRAL BANK OF INDIA	5301	9	24-06-2024	EAST CHAMPARAN	MOTIHARI	SEMRA	30	Y	Y	Y	N	N	N	N
52	CENTRAL BANK OF INDIA	5301	8	24-05-2024	EAST CHAMPARAN	MOTIHARI	MADHOPUR	30	Y	Y	Y	N	N	N	N
53	CENTRAL BANK OF INDIA	5301	7	22-05-2024	EAST CHAMPARAN	PAKRIDAYAL	MADHUBAN	35	Y	Y	Y	N	N	N	N
54	CENTRAL BANK OF INDIA	5301	6	22-05-2024	EAST CHAMPARAN	PAKRIDAYAL	MADHUBAN	30	Y	Y	Y	N	N	N	N
55	CENTRAL BANK OF INDIA	5301	5	20-05-2024	EAST CHAMPARAN	MOTIHARI	AJGARWA	26	Y	Y	Y	N	N	N	N
56	CENTRAL BANK OF INDIA	5301	4	20-05-2024	EAST CHAMPARAN	CHIRAIYA	MISHRAULIYA	35	Y	Y	Y	N	N	N	N
57	CENTRAL BANK OF INDIA	5301	3	20-05-2024	EAST CHAMPARAN	MEHSI	KATHIA HARIRAM	30	Y	Y	Y	N	N	N	N
58	CENTRAL BANK OF INDIA	5301	2	20-05-2024	EAST CHAMPARAN	MADHUBAN	DAMODARPUR	25	Y	Y	Y	N	N	N	N
59	CENTRAL BANK OF INDIA	5301	1	18-05-2024	EAST CHAMPARAN	PATAHI	BAKHRI	30	Y	Y	Y	N	N	N	N
60	CENTRAL BANK OF INDIA	5401	20	16-06-2024	MADHUBANI	LAKUHI	NARAHYA	30	Y	Y	Y	N	N	N	N
61	CENTRAL BANK OF INDIA	5401	19	09-06-2024	MADHUBANI	JHANJHARPUR	SUKHET	30	Y	Y	Y	N	N	N	N
62	CENTRAL BANK OF INDIA	5401	18	03-06-2024	MADHUBANI	RAJNAGAR	MANGRAUNI	30	Y	Y	Y	N	N	N	N
63	CENTRAL BANK OF INDIA	5701	25	24-06-2024	SIWAN	HUSSAINGANJ	MIYA KE BHATKAN	20	Y	Y	Y	N	N	N	N
64	CENTRAL BANK OF INDIA	5701	24	06-06-2024	SIWAN	BARHARIA	KARBALA	25	Y	Y	Y	N	N	N	N
65	CENTRAL BANK OF INDIA	5701	23	10-05-2024	SIWAN	HASANPURA	GOPALPUR	20	Y	Y	Y	N	N	N	N
66	CENTRAL BANK OF INDIA	5701	22	30-04-2024	SIWAN	ANDAR	BALLI	15	Y	Y	Y	N	N	N	N
67	CENTRAL BANK OF INDIA	5701	21	18-04-2024	SIWAN	HUSSAINGANJ	KHARSANGA	22	Y	Y	Y	N	N	N	N
68	CENTRAL BANK OF INDIA	6201	28	04-07-2024	MUZAFFARPUR	KANTI	KANTI	54	Y	Y	Y	N	N	N	N
69	CENTRAL BANK OF INDIA	6201	27	21-06-2024	MUZAFFARPUR	MUSAHARI	BELA	107	Y	Y	Y	N	N	N	N
70	CENTRAL BANK OF INDIA	6201	26	29-06-2024	MUZAFFARPUR	SAHEBGANJ	RAMPUR	57	Y	Y	Y	N	N	N	N
71	CENTRAL BANK OF INDIA	6301	30	15-05-2024	GOPALGANJ	MANJHAGARH	BANGRA	38	Y	N	N	N	N	Y	Y
72	CENTRAL BANK OF INDIA	6301	29	10-05-2024	GOPALGANJ	BARAULI	BATARDEH	42	Y	N	N	N	N	Y	Y
73	CENTRAL BANK OF INDIA	6401	32	18-05-2024	WEST CHAMPARAN	NAUTAN	DHUMNAGAR	22	Y	Y	N	N	N	Y	Y
74	CENTRAL BANK OF INDIA	6401	31	22-05-2024	WEST CHAMPARAN	BAIRIYA	TADHWA	20	Y	N	N	N	N	Y	Y
75	CENTRAL BANK OF INDIA	6601	38	15-05-2024	SARAN	JALALPUR	PUCHRI	22	Y	Y	Y	N	N	N	N
76	CENTRAL BANK OF INDIA	6601	37	23-04-2024	SARAN	EKMA	EKMA	30	Y	Y	Y	N	N	N	N
77	CENTRAL BANK OF INDIA	7101	34	04-07-2024	KATI HAR	MANIHARI	NARAYANPUR	35	Y	Y	N	N	N	Y	Y
78	CENTRAL BANK OF INDIA	7101	33	16-05-2024	KATI HAR	AMDABAD	ROSHNA	33	Y	Y	N	N	N	Y	Y
79	CENTRAL BANK OF INDIA	7401	36	09-07-2024	DARBHANGA	BAHUDURPUR	MURGAN	30	Y	Y	Y	N	N	N	N
80	CENTRAL BANK OF INDIA	7401	35	31-05-2024	DARBHANGA	BAHUDURPUR	BAHUDURPUR	42	Y	Y	Y	N	N	N	N
81	CENTRAL BANK OF INDIA	8901	39	29-06-2024	VAISHALI	CHAPRA SADAR	SHYAMCHAK	30	Y	Y	Y	N	N	N	N
82	PUNJAB NATIONAL BANK	3701	49	27-06-2024	KAIMUR	CHAINPUR	ARAIL	65	Y	Y	Y	Y	Y	Y	N
83	PUNJAB NATIONAL BANK	3701	48	20-06-2024	KAIMUR	CHAND	SHIWRAMPUR	55	Y	Y	Y	Y	Y	Y	N
84	PUNJAB NATIONAL BANK	3701	47	18-06-2024	KAIMUR	KUDRA	BAHERA	48	Y	Y	Y	Y	Y	Y	N
85	PUNJAB NATIONAL BANK	3701	46	13-06-2024	KAIMUR	DURGAWATI	BICHHIYA	68	Y	Y	Y	Y	Y	Y	N
86	PUNJAB NATIONAL BANK	3701	45	10-06-2024	KAIMUR	MOHANIA	AKORHI	59	Y	Y	Y	Y	Y	Y	N
87	PUNJAB NATIONAL BANK	3701	44	05-06-2024	KAIMUR	CHAND	BHARUHIYA	63	Y	Y	Y	Y	Y	Y	N
88	PUNJAB NATIONAL BANK	3701	43	01-06-2024	KAIMUR	BHAGWANPUR	PARHAUTI	61	Y	Y	Y	Y	Y	Y	N
89	PUNJAB NATIONAL BANK	3701	42	24-05-2024	KAIMUR	BHABUA	MOKRI	49	Y	Y	Y	Y	Y	Y	N
90	PUNJAB NATIONAL BANK	3701	41	20-05-2024	KAIMUR	KUDRA	NATAYA	52	Y	Y	Y	Y	Y	Y	N
91	PUNJAB NATIONAL BANK	3701	40	15-05-2024	KAIMUR	BHABUA	SEMRA	62	Y	Y	Y	Y	Y	Y	N
92	PUNJAB NATIONAL BANK	3701	39	09-05-2024	KAIMUR	BHABUA	MAHUAT	56	Y	Y	Y	Y	Y	Y	N
93	PUNJAB NATIONAL BANK	3701	38	06-05-2024	KAIMUR	CHAINPUR	FAKHRABAD	52	Y	Y	Y	Y	Y	Y	N
94	PUNJAB NATIONAL BANK	3701	37	03-05-2024	KAIMUR	CHAINPUR	AWNKHARA	67	Y	Y	Y	Y	Y	Y	N
95	PUNJAB NATIONAL BANK	3701	36	22-04-2024	KAIMUR	MOHANIA	ANWARI (CT)	48	Y	Y	Y	Y	Y	Y	N
96	PUNJAB NATIONAL BANK	3701	35	15-04-2024	KAIMUR	CHAND	PAURA	59	Y	Y	Y	Y	Y	Y	N
97	PUNJAB NATIONAL BANK	3701	34	10-04-2024	KAIMUR	BHABUA	BARKAKIR	68	Y	Y	Y	Y	Y	Y	N
98	PUNJAB NATIONAL BANK	3701	33	04-04-2024	KAIMUR	BHAGWANPUR	MOKARAM PACHHIM	65	Y	Y	Y	Y	Y	Y	N
99	PUNJAB NATIONAL BANK	3701	32	01-04-2024	KAIMUR	BHABUA	MAHUWARI	51	Y	Y	Y	Y	Y	Y	N
100	PUNJAB NATIONAL BANK	4501	31	25-06-2024	BUXAR	SIMRI	KAZIPUR	57	Y	Y	Y	Y	Y	Y	N
101	PUNJAB NATIONAL BANK	4501	30	19-06-2024	BUXAR	NAWANAGAR	MARIYAN	67	Y	Y	Y	Y	Y	Y	N



102	PUNJAB NATIONAL BANK	4501	29	15-06-2024	BUXAR	DUMRAON	ARIYAWON	68	Y	Y	Y	Y	Y	Y	N
103	PUNJAB NATIONAL BANK	4501	28	12-06-2024	BUXAR	BARHAMPUR	KATHIA	59	Y	Y	Y	Y	Y	Y	N
104	PUNJAB NATIONAL BANK	4501	27	06-06-2024	BUXAR	ITARHI	ATRAUNA	63	Y	Y	Y	Y	Y	Y	N
105	PUNJAB NATIONAL BANK	4501	26	01-06-2024	BUXAR	BARHAMPUR	DHARAULI	61	Y	Y	Y	Y	Y	Y	N
106	PUNJAB NATIONAL BANK	4501	25	23-05-2024	BUXAR	SIMRI	CHUNIDANR	49	Y	Y	Y	Y	Y	Y	N
107	PUNJAB NATIONAL BANK	4501	24	18-05-2024	BUXAR	ITARHI	BASUDHAR	52	Y	Y	Y	Y	Y	Y	N
108	PUNJAB NATIONAL BANK	4501	23	15-05-2024	BUXAR	SIMRI	SEMRI ENGLISH	62	Y	Y	Y	Y	Y	Y	N
109	PUNJAB NATIONAL BANK	4501	22	10-05-2024	BUXAR	KESATH	RAMPUR	56	Y	Y	Y	Y	Y	Y	N
110	PUNJAB NATIONAL BANK	4501	21	04-05-2024	BUXAR	BARHAMPUR	NIMEJ	52	Y	Y	Y	Y	Y	Y	N
111	PUNJAB NATIONAL BANK	4501	20	28-04-2024	BUXAR	CHAUGAIN	AMSARI	48	Y	Y	Y	Y	Y	Y	N
112	PUNJAB NATIONAL BANK	4501	19	22-04-2024	BUXAR	BARHAMPUR	BHADWAR	59	Y	Y	Y	Y	Y	Y	N
113	PUNJAB NATIONAL BANK	4501	18	19-04-2024	BUXAR	CHAUSA	SAGRA	68	Y	Y	Y	Y	Y	Y	N
114	PUNJAB NATIONAL BANK	4501	17	12-04-2024	BUXAR	NAWANAGAR	BASDEWA	65	Y	Y	Y	Y	Y	Y	N
115	PUNJAB NATIONAL BANK	4501	16	04-04-2024	BUXAR	BARHAMPUR	BARHAMPUR	51	Y	Y	Y	Y	Y	Y	N
116	PUNJAB NATIONAL BANK	4501	15	01-04-2024	BUXAR	NAWANAGAR	RAIKA	57	Y	Y	Y	Y	Y	Y	N
117	PUNJAB NATIONAL BANK	5102	133	03-06-2024	NALANDA	NOORSARAI	JAGDISHPUR TIAR	67	Y	Y	Y	Y	Y	Y	N
118	PUNJAB NATIONAL BANK	5102	132	24-05-2024	NALANDA	HARNAUT	GOKHULPUR	68	Y	Y	Y	Y	Y	Y	N
119	PUNJAB NATIONAL BANK	5102	131	22-05-2024	NALANDA	SILAO	MOHANPUR	59	Y	Y	Y	Y	Y	Y	N
120	PUNJAB NATIONAL BANK	5102	130	20-05-2024	NALANDA	HARNAUT	TELMAR	63	Y	Y	Y	Y	Y	Y	N
121	PUNJAB NATIONAL BANK	5102	129	17-05-2024	NALANDA	HILSA	CHIKSAURA	61	Y	Y	Y	Y	Y	Y	N
122	PUNJAB NATIONAL BANK	5102	128	10-05-2024	NALANDA	CHANDI	CHANDI	49	Y	Y	Y	Y	Y	Y	N
123	PUNJAB NATIONAL BANK	5102	127	06-05-2024	NALANDA	THARTHARI	ASTA	52	Y	Y	Y	Y	Y	Y	N
124	PUNJAB NATIONAL BANK	5102	126	03-05-2024	NALANDA	BIHAR	AMBER	62	Y	Y	Y	Y	Y	Y	N
125	PUNJAB NATIONAL BANK	5102	125	22-04-2024	NALANDA	BIHAR	POOLPAR	56	Y	Y	Y	Y	Y	Y	N
126	PUNJAB NATIONAL BANK	5102	124	19-04-2024	NALANDA	RAJGIR	KATARI	52	Y	Y	Y	Y	Y	Y	N
127	PUNJAB NATIONAL BANK	5102	123	06-04-2024	NALANDA	KARAI PARSURAI	MAIRA BARITH	48	Y	Y	Y	Y	Y	Y	N
128	PUNJAB NATIONAL BANK	5102	122	03-04-2024	NALANDA	EKANGARSARAI	AUNGARI	59	Y	Y	Y	Y	Y	Y	N
129	PUNJAB NATIONAL BANK	5201	14	15-06-2024	BHOJPUR	AGIAON	AGIAON	67	Y	Y	Y	Y	Y	Y	N
130	PUNJAB NATIONAL BANK	5201	13	07-06-2024	BHOJPUR	KOILWAR	MANIKPUR	68	Y	Y	Y	Y	Y	Y	N
131	PUNJAB NATIONAL BANK	5201	12	01-06-2024	BHOJPUR	KOILWAR	KHANGAON	59	Y	Y	Y	Y	Y	Y	N
132	PUNJAB NATIONAL BANK	5201	11	24-05-2024	BHOJPUR	AGIAON	KHARAICH	67	Y	Y	Y	Y	Y	Y	N
133	PUNJAB NATIONAL BANK	5201	10	22-05-2024	BHOJPUR	BARHARA	PHARNA	68	Y	Y	Y	Y	Y	Y	N
134	PUNJAB NATIONAL BANK	5201	9	20-05-2024	BHOJPUR	PIRO	SUKHRAULI	59	Y	Y	Y	Y	Y	Y	N
135	PUNJAB NATIONAL BANK	5201	8	17-05-2024	BHOJPUR	SHAHPUR	BASANTPUR	63	Y	Y	Y	Y	Y	Y	N
136	PUNJAB NATIONAL BANK	5201	7	10-05-2024	BHOJPUR	JAGDISHPUR	BARNAON	61	Y	Y	Y	Y	Y	Y	N
137	PUNJAB NATIONAL BANK	5201	6	06-05-2024	BHOJPUR	ARRAH	DHAMAR	49	Y	Y	Y	Y	Y	Y	N
138	PUNJAB NATIONAL BANK	5201	5	03-05-2024	BHOJPUR	GARHANI	GAURA	52	Y	Y	Y	Y	Y	Y	N
139	PUNJAB NATIONAL BANK	5201	4	22-04-2024	BHOJPUR	TARARI	BAGAR	62	Y	Y	Y	Y	Y	Y	N
140	PUNJAB NATIONAL BANK	5201	3	19-04-2024	BHOJPUR	TARARI	KHUTAHA	56	Y	Y	Y	Y	Y	Y	N
141	PUNJAB NATIONAL BANK	5201	2	06-04-2024	BHOJPUR	PIRO	LOHRABAD	52	Y	Y	Y	Y	Y	Y	N
142	PUNJAB NATIONAL BANK	5201	1	03-04-2024	BHOJPUR	SHAHPUR	JAITPUR	48	Y	Y	Y	Y	Y	Y	N
143	PUNJAB NATIONAL BANK	5801	94	28-06-2024	AURANGABAD	AKBARPUR	MARUPPUR	51	Y	Y	Y	Y	Y	Y	N
144	PUNJAB NATIONAL BANK	5801	93	15-06-2024	AURANGABAD	RAJAULI	HARDIYA	57	Y	Y	Y	Y	Y	Y	N
145	PUNJAB NATIONAL BANK	5801	92	03-06-2024	AURANGABAD	PAKRIBARAWAN	DOLA	68	Y	Y	Y	Y	Y	Y	N
146	PUNJAB NATIONAL BANK	5801	91	18-05-2024	AURANGABAD	PAKRIBARAWAN	MARAWA	61	Y	Y	Y	Y	Y	Y	N
147	PUNJAB NATIONAL BANK	5801	90	10-05-2024	AURANGABAD	NAWADA	MIRZAPUR	65	Y	Y	Y	Y	Y	Y	N
148	PUNJAB NATIONAL BANK	5801	89	22-04-2024	AURANGABAD	NAWADA	BHADOKHARA	67	Y	Y	Y	Y	Y	Y	N
149	PUNJAB NATIONAL BANK	5801	88	05-04-2024	AURANGABAD	WARISALIGANJ	PAINGARI	68	Y	Y	Y	Y	Y	Y	N
150	PUNJAB NATIONAL BANK	5902	145	24-06-2024	NAWADA	RATNI FARIDPUR	AMTHUA	68	Y	Y	Y	Y	Y	Y	N
151	PUNJAB NATIONAL BANK	5902	144	10-06-2024	NAWADA	RATNI FARIDPUR	SHAKURABAD	59	Y	Y	Y	Y	Y	Y	N
152	PUNJAB NATIONAL BANK	5902	143	03-06-2024	NAWADA	MODANGANJ	GHAZIPUR	63	Y	Y	Y	Y	Y	Y	N
153	PUNJAB NATIONAL BANK	5902	142	26-05-2024	NAWADA	HULASGANJ	SARTHUA	61	Y	Y	Y	Y	Y	Y	N
154	PUNJAB NATIONAL BANK	5902	141	16-05-2024	NAWADA	HULASGANJ	LODIPUR	49	Y	Y	Y	Y	Y	Y	N

155	PUNJAB NATIONAL BANK	5902	140	10-05-2024	NAWADA	GHOSHI	BIRUPUR	67	Y	Y	Y	Y	Y	Y	Y	N
156	PUNJAB NATIONAL BANK	5902	139	04-05-2024	NAWADA	RATNI FARIDPUR	UCHHTA	48	Y	Y	Y	Y	Y	Y	Y	N
157	PUNJAB NATIONAL BANK	5902	138	29-04-2024	NAWADA	HULASGANJ	MUSAULI	59	Y	Y	Y	Y	Y	Y	Y	N
158	PUNJAB NATIONAL BANK	5902	137	19-04-2024	NAWADA	JEHANABAD	IRKI ARAZI	68	Y	Y	Y	Y	Y	Y	Y	N
159	PUNJAB NATIONAL BANK	5902	136	12-04-2024	NAWADA	RATNI FARIDPUR	GOBINDPUR	65	Y	Y	Y	Y	Y	Y	Y	N
160	PUNJAB NATIONAL BANK	5902	135	04-04-2024	NAWADA	GHOSHI	DARIAPUR	51	Y	Y	Y	Y	Y	Y	Y	N
161	PUNJAB NATIONAL BANK	5902	134	07-06-2024	NALANDA	RAHUI	BARANDI	57	Y	Y	Y	Y	Y	Y	Y	N
162	PUNJAB NATIONAL BANK	6002	159	28-06-2024	PATNA	DULHIN BAZAR	RAKSIA	61	Y	Y	Y	Y	Y	Y	Y	N
163	PUNJAB NATIONAL BANK	6002	158	24-06-2024	PATNA	DULHIN BAZAR	SARKUNA	49	Y	Y	Y	Y	Y	Y	Y	N
164	PUNJAB NATIONAL BANK	6002	157	14-06-2024	PATNA	BAKHTIARPUR	RANISARAI	52	Y	Y	Y	Y	Y	Y	Y	N
165	PUNJAB NATIONAL BANK	6002	156	10-06-2024	PATNA	ATHMARGOLA	KALIANPUR	62	Y	Y	Y	Y	Y	Y	Y	N
166	PUNJAB NATIONAL BANK	6002	155	01-06-2024	PATNA	DINAPUR-CUM-KHA	LAKHNI BIGHA	56	Y	Y	Y	Y	Y	Y	Y	N
167	PUNJAB NATIONAL BANK	6002	154	20-05-2024	PATNA	MANER	HALDI CHHPRA	52	Y	Y	Y	Y	Y	Y	Y	N
168	PUNJAB NATIONAL BANK	6002	153	13-05-2024	PATNA	BELCHHI	KORARI	67	Y	Y	Y	Y	Y	Y	Y	N
169	PUNJAB NATIONAL BANK	6002	152	06-05-2024	PATNA	BELCHHI	HARALI	48	Y	Y	Y	Y	Y	Y	Y	N
170	PUNJAB NATIONAL BANK	6002	151	02-05-2024	PATNA	MOKAMEH	MARANCHI	59	Y	Y	Y	Y	Y	Y	Y	N
171	PUNJAB NATIONAL BANK	6002	150	30-04-2024	PATNA	GHOSWARI	SAHRI	68	Y	Y	Y	Y	Y	Y	Y	N
172	PUNJAB NATIONAL BANK	6002	149	29-04-2024	PATNA	BARH	BIRHANA	65	Y	Y	Y	Y	Y	Y	Y	N
173	PUNJAB NATIONAL BANK	6002	148	22-04-2024	PATNA	DHANARUA	BARNI	51	Y	Y	Y	Y	Y	Y	Y	N
174	PUNJAB NATIONAL BANK	6002	147	12-04-2024	PATNA	PALIGANJ	KHANPURA	57	Y	Y	Y	Y	Y	Y	Y	N
175	PUNJAB NATIONAL BANK	6002	146	03-04-2024	PATNA	PALIGANJ	PEARPURA	67	Y	Y	Y	Y	Y	Y	Y	N
176	PUNJAB NATIONAL BANK	6702	87	29-06-2024	ROHTAS	KARGAHAR	TENUNI	59	Y	Y	Y	Y	Y	Y	Y	N
177	PUNJAB NATIONAL BANK	6702	86	26-06-2024	ROHTAS	NASRIGANJ	NASRIGANJ (NP)	63	Y	Y	Y	Y	Y	Y	Y	N
178	PUNJAB NATIONAL BANK	6702	85	21-06-2024	ROHTAS	KARGAHAR	SIWAN	61	Y	Y	Y	Y	Y	Y	Y	N
179	PUNJAB NATIONAL BANK	6702	84	15-06-2024	ROHTAS	ROHTAS	KUSDIHRA	49	Y	Y	Y	Y	Y	Y	Y	N
180	PUNJAB NATIONAL BANK	6702	83	07-06-2024	ROHTAS	NASRIGANJ	SAHGI	52	Y	Y	Y	Y	Y	Y	Y	N
181	PUNJAB NATIONAL BANK	6702	82	03-06-2024	ROHTAS	DAWATH	KOATH (NP)	62	Y	Y	Y	Y	Y	Y	Y	N
182	PUNJAB NATIONAL BANK	6702	81	24-05-2024	ROHTAS	NASRIGANJ	DEHRI	68	Y	Y	Y	Y	Y	Y	Y	N
183	PUNJAB NATIONAL BANK	6702	80	20-05-2024	ROHTAS	TILOUTHU	SARAIYA (CT)	59	Y	Y	Y	Y	Y	Y	Y	N
184	PUNJAB NATIONAL BANK	6702	79	10-05-2024	ROHTAS	AKORHI GOLA	BARARHI	63	Y	Y	Y	Y	Y	Y	Y	N
185	PUNJAB NATIONAL BANK	6702	78	02-05-2024	ROHTAS	KARGAHAR	USANA	61	Y	Y	Y	Y	Y	Y	Y	N
186	PUNJAB NATIONAL BANK	6702	77	18-04-2024	ROHTAS	KARAKAT	KUSI	49	Y	Y	Y	Y	Y	Y	Y	N
187	PUNJAB NATIONAL BANK	6702	76	12-04-2024	ROHTAS	RAJPUR	RAJPUR	52	Y	Y	Y	Y	Y	Y	Y	N
188	PUNJAB NATIONAL BANK	6702	75	06-04-2024	ROHTAS	CHENARI	TELARI	62	Y	Y	Y	Y	Y	Y	Y	N
189	PUNJAB NATIONAL BANK	6702	74	03-04-2024	ROHTAS	KOCHAS	DEHRI (NAGAR PA)	56	Y	Y	Y	Y	Y	Y	Y	N
190	PUNJAB NATIONAL BANK	7002	110	26-06-2024	GAYA	SIKANDRA	LACHHUAR	68	Y	Y	Y	Y	Y	Y	Y	N
191	PUNJAB NATIONAL BANK	7002	109	20-06-2024	GAYA	ISLAMNAGAR ALIG	GOKHULA FATEHPU	59	Y	Y	Y	Y	Y	Y	Y	N
192	PUNJAB NATIONAL BANK	7002	108	15-06-2024	GAYA	SIKANDRA	JHAJA	67	Y	Y	Y	Y	Y	Y	Y	N
193	PUNJAB NATIONAL BANK	7002	107	10-06-2024	GAYA	JAMUI	ISLAM NAGAR	68	Y	Y	Y	Y	Y	Y	Y	N
194	PUNJAB NATIONAL BANK	7002	106	05-06-2024	GAYA	BARHAT	NUMAR	59	Y	Y	Y	Y	Y	Y	Y	N
195	PUNJAB NATIONAL BANK	7002	105	01-06-2024	GAYA	LAKSHMIPUR	NAJARI	63	Y	Y	Y	Y	Y	Y	Y	N
196	PUNJAB NATIONAL BANK	7002	104	23-05-2024	GAYA	KHAIRA	KHAIRA	61	Y	Y	Y	Y	Y	Y	Y	N
197	PUNJAB NATIONAL BANK	7002	103	20-05-2024	GAYA	SIKANDRA	PACHMAHUA	49	Y	Y	Y	Y	Y	Y	Y	N
198	PUNJAB NATIONAL BANK	7002	102	17-05-2024	GAYA	SONO	GANDAR	52	Y	Y	Y	Y	Y	Y	Y	N
199	PUNJAB NATIONAL BANK	7002	101	13-05-2024	GAYA	BARHAT	KATAUNA	62	Y	Y	Y	Y	Y	Y	Y	N
200	PUNJAB NATIONAL BANK	7002	100	10-05-2024	GAYA	JAMUI	MANIADDA	56	Y	Y	Y	Y	Y	Y	Y	N
201	PUNJAB NATIONAL BANK	7002	99	04-05-2024	GAYA	BARHAT	TOLA PARSATARI	52	Y	Y	Y	Y	Y	Y	Y	N
202	PUNJAB NATIONAL BANK	7002	98	18-04-2024	GAYA	ISLAMNAGAR ALIG	KHARDIH	48	Y	Y	Y	Y	Y	Y	Y	N
203	PUNJAB NATIONAL BANK	7002	97	12-04-2024	GAYA	BARHAT	TOLA PARSATARI	59	Y	Y	Y	Y	Y	Y	Y	N
204	PUNJAB NATIONAL BANK	7002	96	06-04-2024	GAYA	BARHAT	PANRO	68	Y	Y	Y	Y	Y	Y	Y	N
205	PUNJAB NATIONAL BANK	7002	95	03-04-2024	GAYA	ISLAMNAGAR ALIG	MAJOS	65	Y	Y	Y	Y	Y	Y	Y	N
206	PUNJAB NATIONAL BANK	7502	121	29-06-2024	LAKHISARAI	HALSI	KAINI	68	Y	Y	Y	Y	Y	Y	Y	N
207	PUNJAB NATIONAL BANK	7502	120	21-05-2024	LAKHISARAI	CHANAN*	MAHESLETA	65	Y	Y	Y	Y	Y	Y	Y	N

208	PUNJAB NATIONAL BANK	7502	119	14-06-2024	LAKHISARAI	CHANAN*	SINGH CHAK	51	Y	Y	Y	Y	Y	Y	Y	N
209	PUNJAB NATIONAL BANK	7502	118	05-06-2024	LAKHISARAI	SURAJGARHA	SALEMPUR	57	Y	Y	Y	Y	Y	Y	Y	N
210	PUNJAB NATIONAL BANK	7502	117	24-05-2024	LAKHISARAI	BARAHIYA	DUMRI	67	Y	Y	Y	Y	Y	Y	Y	N
211	PUNJAB NATIONAL BANK	7502	116	16-05-2024	LAKHISARAI	SURAJGARHA	POKHRA WAN	68	Y	Y	Y	Y	Y	Y	Y	N
212	PUNJAB NATIONAL BANK	7502	115	04-05-2024	LAKHISARAI	SURAJGARHA	KIRANPUR	59	Y	Y	Y	Y	Y	Y	Y	N
213	PUNJAB NATIONAL BANK	7502	114	29-04-2024	LAKHISARAI	CHANAN*	KHUTTUPAR	67	Y	Y	Y	Y	Y	Y	Y	N
214	PUNJAB NATIONAL BANK	7502	113	18-04-2024	LAKHISARAI	LAKHISARAI	VIDYAPITH	68	Y	Y	Y	Y	Y	Y	Y	N
215	PUNJAB NATIONAL BANK	7502	112	12-04-2024	LAKHISARAI	LAKHISARAI	PRABHAT CHOWK	59	Y	Y	Y	Y	Y	Y	Y	N
216	PUNJAB NATIONAL BANK	7502	111	05-04-2024	LAKHISARAI	RAMGARH CHOWK	DUDI	67	Y	Y	Y	Y	Y	Y	Y	N
217	PUNJAB NATIONAL BANK	8102	73	28-06-2024	JEHANABAD	DAUDNAGAR	MAHAWAR	52	Y	Y	Y	Y	Y	Y	Y	N
218	PUNJAB NATIONAL BANK	8102	72	24-06-2024	JEHANABAD	NABINAGAR	SASNA	48	Y	Y	Y	Y	Y	Y	Y	N
219	PUNJAB NATIONAL BANK	8102	71	13-06-2024	JEHANABAD	NABINAGAR	HARIHAR URDANA	59	Y	Y	Y	Y	Y	Y	Y	N
220	PUNJAB NATIONAL BANK	8102	70	10-06-2024	JEHANABAD	DAUDNAGAR	TARARI	68	Y	Y	Y	Y	Y	Y	Y	N
221	PUNJAB NATIONAL BANK	8102	69	03-06-2024	JEHANABAD	OBRA	DEKULI	65	Y	Y	Y	Y	Y	Y	Y	N
222	PUNJAB NATIONAL BANK	8102	68	27-05-2024	JEHANABAD	HASPURA	SIHARI KHURD	51	Y	Y	Y	Y	Y	Y	Y	N
223	PUNJAB NATIONAL BANK	8102	67	16-05-2024	JEHANABAD	MADANPUR	BERI	57	Y	Y	Y	Y	Y	Y	Y	N
224	PUNJAB NATIONAL BANK	8102	66	10-05-2024	JEHANABAD	OBRA	SONHAULI	58	Y	Y	Y	Y	Y	Y	Y	N
225	PUNJAB NATIONAL BANK	8102	65	06-05-2024	JEHANABAD	KUTUMBA	MUJAHIDA	48	Y	Y	Y	Y	Y	Y	Y	N
226	PUNJAB NATIONAL BANK	8102	64	03-05-2024	JEHANABAD	DEO	BALUGANJ BARAND	45	Y	Y	Y	Y	Y	Y	Y	N
227	PUNJAB NATIONAL BANK	8102	63	29-04-2024	JEHANABAD	OBRA	SADIPUR	68	Y	Y	Y	Y	Y	Y	Y	N
228	PUNJAB NATIONAL BANK	8102	62	19-04-2024	JEHANABAD	OBRA	OBRA (CT)	61	Y	Y	Y	Y	Y	Y	Y	N
229	PUNJAB NATIONAL BANK	8102	61	12-04-2024	JEHANABAD	NABINAGAR	CHANDAR GARH	59	Y	Y	Y	Y	Y	Y	Y	N
230	PUNJAB NATIONAL BANK	8102	60	04-04-2024	JEHANABAD	DAUDNAGAR	BHAKHARUA	55	Y	Y	Y	Y	Y	Y	Y	N
231	PUNJAB NATIONAL BANK	8102	59	01-04-2024	JEHANABAD	DAUDNAGAR	CHAURAM	68	Y	Y	Y	Y	Y	Y	Y	N
232	PUNJAB NATIONAL BANK	10901	58	28-06-2024	ARWAL	SONBHADRA BANSI	ANUAN	62	Y	Y	Y	Y	Y	Y	Y	N
233	PUNJAB NATIONAL BANK	10901	57	21-06-2024	ARWAL	SONBHADRA BANSI	ANUAN	68	Y	Y	Y	Y	Y	Y	Y	N
234	PUNJAB NATIONAL BANK	10901	56	14-06-2024	ARWAL	SONBHADRA BANSI	KHARASIN	59	Y	Y	Y	Y	Y	Y	Y	N
235	PUNJAB NATIONAL BANK	10901	55	10-06-2024	ARWAL	KALER	USRI	65	Y	Y	Y	Y	Y	Y	Y	N
236	PUNJAB NATIONAL BANK	10901	54	30-05-2024	ARWAL	KALER	AGNUR	51	Y	Y	Y	Y	Y	Y	Y	N
237	PUNJAB NATIONAL BANK	10901	53	16-05-2024	ARWAL	KURTHA	KHEMKARAN SARAY	57	Y	Y	Y	Y	Y	Y	Y	N
238	PUNJAB NATIONAL BANK	10901	52	04-05-2024	ARWAL	KURTHA	BARA	58	Y	Y	Y	Y	Y	Y	Y	N
239	PUNJAB NATIONAL BANK	10901	51	19-04-2024	ARWAL	KARPI	KEAL	48	Y	Y	Y	Y	Y	Y	Y	N
240	PUNJAB NATIONAL BANK	10901	50	05-04-2024	ARWAL	KARPI	ABGILA	45	Y	Y	Y	Y	Y	Y	Y	N
241	CANARA BANK	79	1	22-04-2024	SHEIKHPURA	BARBIGHA	KUTUB CHAK	45	N	N	N	N	N	Y	Y	Y
242	CANARA BANK	79	2	23-04-2024	SHEIKHPURA	SHEIKHPURA	AJHI	32	N	N	N	N	N	N	Y	Y
243	CANARA BANK	79	3	24-04-2024	SHEIKHPURA	SHEIKHPURA	BAJITPUR	35	N	N	N	N	N	Y	Y	Y
244	CANARA BANK	79	4	02-05-2024	SHEIKHPURA	SHEIKHPURA	SHEIKHPURA	40	Y	N	N	N	N	N	N	Y
245	CANARA BANK	79	5	08-05-2024	SHEIKHPURA	BARBIGHA	AHIYAPUR	37	N	N	N	N	N	Y	N	Y
246	CANARA BANK	79	6	18-05-2024	SHEIKHPURA	BARBIGHA	PINJARI	50	N	N	N	N	N	Y	N	Y
247	CANARA BANK	79	7	20-06-2024	SHEIKHPURA	BARBIGHA	KAZI	55	N	N	N	N	N	Y	N	Y
248	CANARA BANK	79	8	24-06-2024	SHEIKHPURA	BARBIGHA	TOIGARH	47	N	N	N	N	N	Y	N	Y
249	CANARA BANK	79	9	25-06-2024	SHEIKHPURA	BARBIGHA	TEUS	40	N	N	N	N	N	N	N	Y
250	CANARA BANK	79	10	27-06-2024	SHEIKHPURA	SHEIKHPURA	SHEIKHPURA	35	N	N	N	N	N	N	Y	Y
251	UCO BANK	8001	50	25-06-2024	BHAGALPUR	PIRPAINTI	PIRPAINTI	31	N	N	N	N	Y	N	Y	Y
252	UCO BANK	8001	49	23-06-2024	BHAGALPUR	KAHALGAON	NANDLALPUR	34	N	N	N	N	N	N	Y	Y
253	UCO BANK	8001	48	22-06-2024	BHAGALPUR	PIRPAINTI	DHANAURA	37	N	N	N	N	N	N	Y	Y
254	UCO BANK	8001	47	21-06-2024	BHAGALPUR	SANOKHARHAT	SANOKHAR HAT	36	N	N	N	N	N	N	Y	Y
255	UCO BANK	8001	46	19-06-2024	BHAGALPUR	SABOUR	FATEHPUR	36	N	N	N	N	N	N	Y	Y
256	UCO BANK	8001	45	17-06-2024	BHAGALPUR	KAHALGAON	KAHALGAON	36	N	N	N	N	Y	N	Y	Y
257	UCO BANK	8001	44	16-06-2024	BHAGALPUR	SANHAULA	TARAR	42	Y	N	N	N	N	N	Y	Y
258	UCO BANK	8001	43	15-06-2024	BHAGALPUR	PIRPAINTI	FAUZDARI	34	N	N	N	N	N	N	Y	Y
259	UCO BANK	8001	42	14-06-2024	BHAGALPUR	PIRPAINTI	BARAHAT	34	N	N	N	N	N	N	Y	Y
260	UCO BANK	8001	41	12-06-2024	BHAGALPUR	KAHALGAON	NTPC KAHALGAON	39	N	N	N	N	N	N	Y	Y

261	UCO BANK	8001	40	09-06-2024	BHAGALPUR	KAHALGAON	EKCHARI	60	N	N	N	N	N	Y	Y
262	UCO BANK	8001	39	08-06-2024	BHAGALPUR	SABOUIR	BAHADURPUR	38	Y	N	N	N	N	Y	Y
263	UCO BANK	8001	38	07-06-2024	BHAGALPUR	PIRPAINTI	BUDHUCHAK	36	N	N	N	N	N		Y
264	UCO BANK	8001	37	06-06-2024	BHAGALPUR	KAHALGAON	KISHUNDASPUR	33	N	N	N	N	N	Y	Y
265	UCO BANK	8001	36	03-06-2024	BHAGALPUR	PIRPAINTI	PYALAPUR	34	N	N	N	N	N	Y	Y
266	UCO BANK	8001	35	01-06-2024	BHAGALPUR	SHAHKUND	SHAHKUND	50	Y	N	N	N	N	Y	Y
267	UCO BANK	8001	34	29-05-2024	BHAGALPUR	PIRPAINTI	PIRPAINTI	29	N	N	N	N	N	Y	Y
268	UCO BANK	8001	33	27-05-2024	BHAGALPUR	PIRPAINTI	BARAHAT	57	N	N	N	N	N	Y	Y
269	UCO BANK	8001	32	24-05-2024	BHAGALPUR	PIRPAINTI	DHANAURA	30	N	N	N	N	N	Y	Y
270	UCO BANK	8001	31	23-05-2024	BHAGALPUR	KAHALGAON	KAHALGAON	52	N	N	N	N	N	Y	Y
271	UCO BANK	8001	30	22-05-2024	BHAGALPUR	SANHAULA	TARAR	47	N	N	N	N	N	Y	Y
272	UCO BANK	8001	29	21-05-2024	BHAGALPUR	PIRPAINTI	BUDHUCHAK	38	N	N	N	N	N	Y	Y
273	UCO BANK	8001	28	20-05-2024	BHAGALPUR	SABOUR	LODIPUR	46	Y	N	N	N	N	Y	Y
274	UCO BANK	8001	27	16-05-2024	BHAGALPUR	KAHALGAON	KISHUNDASPUR	36	N	N	N	N	N	Y	Y
275	UCO BANK	8001	26	15-05-2024	BHAGALPUR	PIRPAINTI	BAKHARPUR	38	N	N	N	Y	N	Y	Y
276	UCO BANK	8001	25	14-05-2024	BHAGALPUR	KAHALGAON	KAHALGAON	30	N	N	N	Y	N	Y	Y
277	UCO BANK	8001	24	13-05-2024	BHAGALPUR	SABOUR	BAHADURPUR	46	N	N	N	N	N	Y	Y
278	UCO BANK	8001	23	12-05-2024	BHAGALPUR	PIRPAINTI	PYALAPUR	36	N	N	N	N	N	Y	Y
279	UCO BANK	8001	22	10-05-2024	BHAGALPUR	KAHALGAON	KAHALGAON	33	N	N	N	Y	N	Y	Y
280	UCO BANK	8001	21	09-05-2024	BHAGALPUR	SANHAULA	SANOKHAR HAT	37	N	N	N	N	N	Y	Y
281	UCO BANK	8001	20	08-05-2024	BHAGALPUR	KAHALGAON	NANDLALPUR	44	N	N	N	N	N	Y	Y
282	UCO BANK	8001	19	07-05-2024	BHAGALPUR	KAHALGAON	EKCHARI	59	N	N	N	N	N	Y	Y
283	UCO BANK	8001	18	04-05-2024	BHAGALPUR	KAHALGAON	NTPC KAHALGAON	29	N	N	N	N	N	Y	Y
284	UCO BANK	8001	17	02-05-2024	BHAGALPUR	PIRPAINTI	BARAHAT	43	N	N	N	N	N	Y	Y
285	UCO BANK	8001	16	29-04-2024	BHAGALPUR	PIRPAINTI	FAUZDARI	80	N	N	N	N	N	Y	Y
286	UCO BANK	8001	15	23-04-2024	BHAGALPUR	SABOUR	SABOUR	65	Y	N	N	Y	N	Y	Y
287	UCO BANK	8001	14	22-04-2024	BHAGALPUR	KAHALGAON	NANDLALPUR	34	Y	N	N	N	N	Y	Y
288	UCO BANK	8001	13	20-04-2024	BHAGALPUR	PIRPAINTI	BUDHUCHAK	49	Y	N	N	N	N	Y	Y
289	UCO BANK	8001	12	19-04-2024	BHAGALPUR	SABOUR	FATEHPUR	36	Y	N	N	N	N	Y	Y
290	UCO BANK	8001	11	18-04-2024	BHAGALPUR	KAHALGAON	NTPC KAHALGAON	34	Y	N	N	N	N	Y	Y
291	UCO BANK	8001	10	16-04-2024	BHAGALPUR	KAHALGAON	KAHALGAON	50	Y	N	N	Y	N	Y	Y
292	UCO BANK	8001	9	15-04-2024	BHAGALPUR	PIRPAINTI	GOHAR	50	N	N	N	N	N	Y	Y
293	UCO BANK	8001	8	12-04-2024	BHAGALPUR	SABOUR	BAHADURPUR	29	Y	N	N	Y	N	Y	Y
294	UCO BANK	8001	7	10-04-2024	BHAGALPUR	KAHALGAON	EKCHARI	49	N	N	N	N	N	Y	Y
295	UCO BANK	8001	6	09-04-2024	BHAGALPUR	PIRPAINTI	PAYALPUR	32	N	N	N	Y	N	Y	Y
296	UCO BANK	8001	5	08-04-2024	BHAGALPUR	PIRPAINTI	MANIKPUR	51	Y	N	N	Y	N	Y	Y
297	UCO BANK	8001	4	06-04-2024	BHAGALPUR	SABOUR	JICHU	75	Y	N	N	N	N	Y	Y
298	UCO BANK	8001	3	05-04-2024	BHAGALPUR	SANHAULA	TARAR	60	N	N	N	N	N	Y	Y
299	UCO BANK	8001	2	04-04-2024	BHAGALPUR	NATH NAGAR	KAJRALI	61	Y	N	N	Y	N	Y	Y
300	UCO BANK	8001	1	03-04-2024	BHAGALPUR	KAHALGAON	EKDARA	46	N	N	N	N	N	Y	Y
301	BANK OF BARODA	5500	9	20-06-2024	SITAMARHI	DUMRA	KUMHRA VISHANPU	40	Y	Y	N	Y	N	Y	Y
302	BANK OF BARODA	5500	8	04-06-2024	SITAMARHI	CHORAUT	AMANPUR	32	N	Y	N	N	Y	Y	Y
303	BANK OF BARODA	5500	7	20-05-2024	SITAMARHI	DUMARA	LAXMIPUR	30	Y	Y	N	Y	N	Y	Y
304	BANK OF BARODA	5500	6	13-05-2024	SITAMARHI	PARIHAR	DEMUA	35	N	Y	N	Y	Y	Y	Y
305	BANK OF BARODA	5500	5	04-05-2024	SITAMARHI	RIGA	BATRAULIYA	28	Y	Y	N	N	N	Y	Y
306	BANK OF BARODA	5500	4	06-04-2024	SITAMARHI	DUMRA	KACHBACHHIPUR	35	Y	N	N	Y	Y	Y	Y
307	BANK OF BARODA	5500	3	05-04-2024	SITAMARHI	CHORAUT	CHORAUT	34	Y	Y	N	N	N	Y	Y
308	BANK OF BARODA	5500	2	03-04-2024	SITAMARHI	DUMRA	RIKHAULI	23	Y	Y	N	N	Y	Y	Y
309	BANK OF BARODA	5500	1	01-04-2024	SITAMARHI	DUMRA	LAXMIPUR	24	N	N	N	Y	Y	Y	Y
310	BANK OF BARODA	5500	10	27-06-2024	SITAMARHI	SURSAND	MALAH	25	N	N	N	N	Y	Y	Y
311	BANK OF BARODA	6500	6	08-04-2024	SHEOHAR	TARIYANI	CHATAUNI	28	N	N	N	N	N	Y	N
312	BANK OF BARODA	6500	5	07-04-2024	SHEOHAR	TARIYANI	NARWARA	18	N	N	N	N	N	Y	N
313	BANK OF BARODA	6500	4	06-04-2024	SHEOHAR	TARIYANI	SUMAHUTI	18	Y	N	N	N	N	Y	N

314	BANK OF BARODA	6500	3	05-04-2024	SHEOHAR	PIPRAHI	BAKATPUR	24	N	N	N	N	N	Y	N
315	BANK OF BARODA	6500	2	04-04-2024	SHEOHAR	PIPRAHI	HARPUR	30	N	N	N	N	N	Y	N
316	BANK OF BARODA	6500	1	03-04-2024	SHEOHAR	PIPRAHI	MEENAPUR BALHA	28	N	N	N	N	N	Y	N
317	BANK OF BARODA	6500	11	13-04-2024	SHEOHAR	SHEOHAR	KOTHIYA	27	N	N	N	N	N	Y	N
318	BANK OF BARODA	6500	10	12-04-2024	SHEOHAR	SHEOHAR	SARSULA KHURD	22	N	N	N	N	N	Y	N
319	BANK OF BARODA	6500	9	11-04-2024	SHEOHAR	PIPRAHI	AMBAKALA	31	N	N	N	N	N	Y	N
320	BANK OF BARODA	6500	8	10-04-2024	SHEOHAR	PIPRAHI	HARKARWA	32	N	N	N	N	N	Y	N
321	BANK OF BARODA	6500	7	09-04-2024	SHEOHAR	SHEOHAR	SHARSHULA KHURD	32	N	N	N	N	N	Y	N
322	BANK OF BARODA	6500	16	08-05-2024	SHEOHAR	SHEOHAR	SARSAULA KHURD	30	N	N	N	N	N	Y	N
323	BANK OF BARODA	6500	15	07-05-2024	SHEOHAR	SHEOHAR	KOTHIYA	23	N	N	N	N	N	Y	N
324	BANK OF BARODA	6500	14	06-05-2024	SHEOHAR	PIPRAHI	BALHA	29	N	N	N	N	N	Y	N
325	BANK OF BARODA	6500	13	15-04-2024	SHEOHAR	PURNAHA	ADAURI	26	N	N	N	N	N	Y	N
326	BANK OF BARODA	6500	12	14-04-2024	SHEOHAR	SHEOHAR	GARAHA	25	N	N	N	N	N	Y	N
327	BANK OF BARODA	6500	19	11-05-2024	SHEOHAR	PIPRAHI	PIPRAHI	28	Y	N	N	N	N	Y	N
328	BANK OF BARODA	6500	18	10-05-2024	SHEOHAR	PIPRAHI	PIPRAHI	25	N	N	N	N	N	Y	N
329	BANK OF BARODA	6500	17	09-05-2024	SHEOHAR	SHEOHAR	KUSHAR	37	N	N	N	N	N	Y	N
330	BANK OF BARODA	6500	25	17-05-2024	SHEOHAR	TARIYANI	SALEMPUR	39	Y	N	N	N	N	Y	N
331	BANK OF BARODA	6500	24	16-05-2024	SHEOHAR	PIPRAHI	KUNAWA	29	N	N	N	N	N	Y	N
332	BANK OF BARODA	6500	23	15-05-2024	SHEOHAR	PIPRAHI	MINAPUR BALHA	26	N	N	N	N	N	Y	N
333	BANK OF BARODA	6500	22	14-05-2024	SHEOHAR	SHEOHAR	SHARSAULA KHURD	23	Y	N	N	N	N	Y	N
334	BANK OF BARODA	6500	21	13-05-2024	SHEOHAR	SHEOHAR	MESHAUDHA	30	Y	N	N	N	N	Y	N
335	BANK OF BARODA	6500	20	12-05-2024	SHEOHAR	SHEOHAR	SARSAULA KHURD	30	Y	N	N	N	N	Y	N
336	BANK OF BARODA	6500	30	22-05-2024	SHEOHAR	SHEOHAR	MAHUARIA	22	N	N	N	N	N	Y	N
337	BANK OF BARODA	6500	29	21-05-2024	SHEOHAR	SHEOHAR	KHAIRWA DARP	23	N	N	N	N	N	Y	N
338	BANK OF BARODA	6500	28	20-05-2024	SHEOHAR	PIPRAHI	PARSAUNI BAIJ	24	N	N	N	N	N	Y	N
339	BANK OF BARODA	6500	27	19-05-2024	SHEOHAR	SHEOHAR	BSVS(SHEOHAR)	26	N	N	N	N	N	Y	N
340	BANK OF BARODA	6500	26	18-05-2024	SHEOHAR	SHEOHAR	MOHARI	23	N	N	N	N	N	Y	N
341	UNION BANK OF INDIA	5501	1	01-01-0001	SAMASTIPUR	SAMASTIPUR	JITWARPUR	39	Y	N	N	N	N	N	N
342	UNION BANK OF INDIA	5501	2	04-04-2024	SAMASTIPUR	SAMASTIPUR	KASHIPUR	25	Y	N	N	Y	Y	Y	N
343	UNION BANK OF INDIA	5501	3	06-04-2024	SAMASTIPUR	SIWAJINAGAR	SIWAJINAGAR	45	N	N	N	N	N	N	N
344	UNION BANK OF INDIA	5501	4	08-04-2024	SAMASTIPUR	SAMASTIPUR	DHURLAK	70	Y	Y	N	Y	Y	Y	N
345	UNION BANK OF INDIA	5501	7	12-04-2024	SAMASTIPUR	PUSA	MORSAND	26	N	N	N	N	N	N	N
346	UNION BANK OF INDIA	5501	6	11-04-2024	SAMASTIPUR	SAMASTIPUR	DHURLAK	40	N	N	N	N	N	N	N
347	UNION BANK OF INDIA	5501	7	09-04-2024	SAMASTIPUR	SARAIRANJAN	BAGHARA	38	N	N	N	N	N	N	N
348	UNION BANK OF INDIA	5501	10	04-05-2024	SAMASTIPUR	SAMASTIPUR	RSETI	67	Y	Y	N	N	Y	Y	N
349	UNION BANK OF INDIA	5501	9	25-04-2024	SAMASTIPUR	SARAIRANJAN	AKHTIYARPUR	38	Y	N	N	N	Y	Y	N
350	UNION BANK OF INDIA	5501	8	14-04-2024	SAMASTIPUR	UIJIYARPUR	SATANPUR	61	Y	N	N	Y	Y	Y	N
351	UNION BANK OF INDIA	5501	14	24-05-2024	SAMASTIPUR	WARISNAGAR	NAGARBASTI	57	Y	N	N	Y	Y	Y	N
352	UNION BANK OF INDIA	5501	13	21-05-2024	SAMASTIPUR	TAJPUR	FATEHPUR	43	N	N	N	N	N	N	N
353	UNION BANK OF INDIA	5501	12	20-05-2024	SAMASTIPUR	KALYANPUR	MUKTAPURI	85	Y	N	N	N	Y	Y	N
354	UNION BANK OF INDIA	5501	11	18-05-2024	SAMASTIPUR	SAMASTIPUR	MANDAL KARA	45	Y	N	N	Y	Y	Y	N
355	UNION BANK OF INDIA	5501	16	27-05-2024	SAMASTIPUR	SAMASTIPUR	RSETI	28	Y	N	N	N	Y	Y	N
356	UNION BANK OF INDIA	5501	15	25-05-2024	SAMASTIPUR	SAMASTIPUR	MANDAL KARA	24	Y	N	N	N	Y	Y	N
357	UNION BANK OF INDIA	5501	17	06-06-2024	SAMASTIPUR	KHANPUR	CHAKRA KHANPUR	36	Y	N	N	N	Y	Y	N
358	UNION BANK OF INDIA	5501	19	24-06-2024	SAMASTIPUR	SAMASTIPUR	KARPURIGRAM	43	Y	N	N	N	Y	Y	N
359	UNION BANK OF INDIA	5501	18	24-06-2024	SAMASTIPUR	SAMASTIPUR	KARPURIGRAM	64	Y	N	N	N	Y	Y	N
360	UNION BANK OF INDIA	5501	20	25-06-2024	SAMASTIPUR	SAMASTIPUR	POKHRAIRA	22	N	N	N	Y	Y	Y	N
361	UNION BANK OF INDIA	5501	22	26-06-2024	SAMASTIPUR	KHANPUR	JAHAGIRPURA	73	Y	N	N	N	Y	Y	N
362	UNION BANK OF INDIA	5501	21	26-06-2024	SAMASTIPUR	KHANPUR	KANUBISHUNPUR	41	Y	N	N	N	Y	Y	N
363	UNION BANK OF INDIA	5501	23	30-06-2024	SAMASTIPUR	KHANPUR	RABERA	42	N	N	N	N	Y	Y	N
364	UNION BANK OF INDIA	8501	27	16-04-2024	KHAGARIA	PARBATA	USRAHA	24	N	N	N	N	Y	Y	N
365	UNION BANK OF INDIA	8501	26	08-04-2024	KHAGARIA	PARBATA	MUJAHIDPUR	17	N	N	N	N	Y	Y	N
366	UNION BANK OF INDIA	8501	25	04-04-2024	KHAGARIA	KHAGARIA	QUTUBPUR	24	N	N	N	N	Y	Y	N

367	UNION BANK OF INDIA	8501	24	03-04-2024	KHAGARIA	KHAGARIA	RANKO	26	Y	N	N	N	N	Y	Y	N
368	UNION BANK OF INDIA	8501	32	04-05-2024	KHAGARIA	MAHESHKHUNT	RAMCHANDRAPUR	26	N	N	N	N	N	Y	Y	N
369	UNION BANK OF INDIA	8501	31	03-05-2024	KHAGARIA	MAHESHKHUNT	JHIKITIYA	33	Y	Y	N	N	N	Y	Y	N
370	UNION BANK OF INDIA	8501	30	23-04-2024	KHAGARIA	MAHESHKHUNT	MAHESHKHUNT	25	N	N	N	N	N	Y	Y	N
371	UNION BANK OF INDIA	8501	29	19-04-2024	KHAGARIA	GAUCHCHCHARI	NAVTOLE	25	N	N	N	N	N	Y	Y	N
372	UNION BANK OF INDIA	8501	28	18-04-2024	KHAGARIA	GAUCHCHARI	KHATAHA	26	N	N	N	N	N	Y	Y	N
373	UNION BANK OF INDIA	8501	40	11-06-2024	KHAGARIA	KHAGARIA	MAIN BAZAR	32	Y	N	N	N	N	Y	Y	N
374	UNION BANK OF INDIA	8501	39	07-06-2024	KHAGARIA	PARBATT	BACHAUCHTA	32	Y	N	N	N	N	Y	Y	N
375	UNION BANK OF INDIA	8501	38	05-06-2024	KHAGARIA	PARBATT	RASSOUNK	29	N	N	N	N	N	N	N	N
376	UNION BANK OF INDIA	8501	37	29-05-2024	KHAGARIA	PARBATT	BAISA	34	N	N	N	N	N	Y	Y	N
377	UNION BANK OF INDIA	8501	36	22-05-2024	KHAGARIA	PARBATT	BAISA	34	N	N	N	N	N	Y	Y	N
378	UNION BANK OF INDIA	8501	35	17-05-2024	KHAGARIA	GOGRI	CHANDPUR	28	Y	N	N	N	N	Y	Y	N
379	UNION BANK OF INDIA	8501	34	15-05-2024	KHAGARIA	GOGRI	RATAN	32	Y	N	N	N	Y	Y	Y	N
380	UNION BANK OF INDIA	8501	33	08-05-2024	KHAGARIA	KHAGARIA	MATURAPUR	27	N	N	N	N	N	N	N	N
381	UNION BANK OF INDIA	8501	42	29-07-2024	KHAGARIA	ALLAULI	AHUNA	38	Y	N	N	N	N	Y	Y	N
382	UNION BANK OF INDIA	8501	41	18-06-2024	KHAGARIA	ALLAULI	AMADIH	28	Y	N	N	N	N	Y	Y	N
383	DAKSHIN BIHAR GRAMIN BANK	3005	13	21-06-2024	SAMASTIPUR	UIJIYARPUR	MAHISARI	28	N	N	N	N	Y	N	N	Y
384	DAKSHIN BIHAR GRAMIN BANK	3005	12	14-06-2024	SAMASTIPUR	DALSINGHSARAI	PAGRA	45	N	N	N	N	N	Y	N	Y
385	DAKSHIN BIHAR GRAMIN BANK	3005	11	03-06-2024	SAMASTIPUR	TAJPUR	KOTHIA	51	N	N	N	N	Y	N	N	Y
386	DAKSHIN BIHAR GRAMIN BANK	3005	10	31-05-2024	SAMASTIPUR	TAJPUR	RAMKISHUNPUR	37	N	N	N	N	Y	N	N	Y
387	DAKSHIN BIHAR GRAMIN BANK	3005	9	29-05-2024	SAMASTIPUR	SAMASTIPUR	BIKRAMPUR BANDE	56	N	N	N	N	N	Y	N	Y
388	DAKSHIN BIHAR GRAMIN BANK	3005	8	21-05-2024	SAMASTIPUR	SAMASTIPUR	MOHANPUR	42	N	N	N	N	Y	N	N	Y
389	DAKSHIN BIHAR GRAMIN BANK	3005	7	15-05-2024	SAMASTIPUR	KALYANPUR	LADOURA	39	N	N	N	N	N	N	N	Y
390	DAKSHIN BIHAR GRAMIN BANK	3005	6	06-05-2024	SAMASTIPUR	BIBHUTIPUR	NARHAN	66	N	N	N	N	Y	N	N	Y
391	DAKSHIN BIHAR GRAMIN BANK	3005	5	02-05-2024	SAMASTIPUR	SAMASTIPUR	BALBHADRAPUR	55	N	N	N	N	Y	N	N	Y
392	DAKSHIN BIHAR GRAMIN BANK	3005	4	23-04-2024	SAMASTIPUR	SAMASTIPUR	MOHANPUR	35	N	N	N	N	N	Y	N	Y
393	DAKSHIN BIHAR GRAMIN BANK	3005	3	19-04-2024	SAMASTIPUR	TAJPUR	BHAIROKHARA	38	N	N	N	N	Y	N	N	Y
394	DAKSHIN BIHAR GRAMIN BANK	3005	2	12-04-2024	SAMASTIPUR	ROSELA	RASULPUR	41	N	N	N	N	N	N	N	Y
395	DAKSHIN BIHAR GRAMIN BANK	3005	1	03-04-2024	SAMASTIPUR	SAMASTIPUR	LAGUNIA RAGHUKA	48	N	N	N	N	Y	N	N	Y
396	DAKSHIN BIHAR GRAMIN BANK	3701	6	20-05-2024	KAIMUR	DURGAWATI	KULHARIYA	26	N	N	N	N	N	Y	N	N
397	DAKSHIN BIHAR GRAMIN BANK	3701	5	07-05-2024	KAIMUR	MOHANIYA	PANAPUR	28	N	N	N	N	N	N	Y	N
398	DAKSHIN BIHAR GRAMIN BANK	3701	4	02-05-2024	KAIMUR	DURGAWATI	KARMANASHA	22	N	N	N	N	N	N	Y	N
399	DAKSHIN BIHAR GRAMIN BANK	3701	3	29-04-2024	KAIMUR	DURGAWATI	DURGAWATI	33	N	N	N	N	N	N	Y	N
400	DAKSHIN BIHAR GRAMIN BANK	3701	2	25-04-2024	KAIMUR	RAMGARH	RAMGARH	27	N	N	N	N	N	N	Y	N
401	DAKSHIN BIHAR GRAMIN BANK	3701	1	05-04-2024	KAIMUR	KUDRA	PUSAULI	32	N	N	N	N	N	N	Y	N
402	DAKSHIN BIHAR GRAMIN BANK	4501	6	10-06-2024	BUXAR	SIMRI	NIYAZIPUR	36	N	N	N	N	N	N	Y	N
403	DAKSHIN BIHAR GRAMIN BANK	4501	5	04-06-2024	BUXAR	BUXAR	THORA	30	N	N	N	N	N	N	Y	N
404	DAKSHIN BIHAR GRAMIN BANK	4501	4	10-05-2024	BUXAR	CHAUSA	BANARPUR	35	N	N	N	N	N	N	Y	N
405	DAKSHIN BIHAR GRAMIN BANK	4501	3	07-05-2024	BUXAR	DUMRAON	NANDAN	40	N	N	N	N	N	N	Y	N
406	DAKSHIN BIHAR GRAMIN BANK	4501	2	24-04-2024	BUXAR	ITARHI	BASHUDHAR	39	N	N	N	N	N	N	Y	N
407	DAKSHIN BIHAR GRAMIN BANK	4501	1	04-04-2024	BUXAR	NAWANAGAR	ATIMI	36	N	N	N	N	N	N	Y	N
408	DAKSHIN BIHAR GRAMIN BANK	4701	19	21-06-2024	JAMUI	JHAJHA	DABIL	21	N	N	N	N	N	N	Y	Y
409	DAKSHIN BIHAR GRAMIN BANK	4701	18	12-06-2024	JAMUI	JHAJHA	KHURANDA	26	N	N	N	N	N	N	Y	Y
410	DAKSHIN BIHAR GRAMIN BANK	4701	17	08-06-2024	JAMUI	KAHAIRA	KHAIRA	15	N	N	N	N	N	N	Y	Y
411	DAKSHIN BIHAR GRAMIN BANK	4701	16	09-05-2024	JAMUI	JAMUI	MANNIADDA	28	N	N	N	N	N	N	Y	Y
412	DAKSHIN BIHAR GRAMIN BANK	4701	15	09-05-2024	JAMUI	JAMUI	NABINAGAR	26	N	N	N	N	N	N	Y	Y
413	DAKSHIN BIHAR GRAMIN BANK	4701	14	08-05-2024	JAMUI	JAMUI	NARDIH	22	N	N	N	N	N	N	Y	Y
414	DAKSHIN BIHAR GRAMIN BANK	4701	13	08-05-2024	JAMUI	ALIGANG	BICHWE	14	N	N	N	N	N	N	Y	Y
415	DAKSHIN BIHAR GRAMIN BANK	4701	12	08-05-2024	JAMUI	ALIGANG	SIKANDRA	25	N	N	N	N	N	N	Y	Y
416	DAKSHIN BIHAR GRAMIN BANK	4701	11	07-05-2024	JAMUI	BARHAT	BARHAT	20	N	N	N	N	N	N	Y	Y
417	DAKSHIN BIHAR GRAMIN BANK	4701	10	07-05-2024	JAMUI	BARHAT	MALLEHPUR	36	N	N	N	N	N	N	Y	Y
418	DAKSHIN BIHAR GRAMIN BANK	4701	9	06-05-2024	JAMUI	KHAIRA	KHAIRA	26	N	N	N	N	N	N	Y	Y
419	DAKSHIN BIHAR GRAMIN BANK	4701	8	06-05-2024	JAMUI	KHAIRA	GARHI BISHANPUR	18	N	N	N	N	N	N	Y	Y

420	DAKSHIN BIHAR GRAMIN BANK	4701	7	06-05-2024	JAMUI	KHAIRA	DHAB	21	N	N	N	N	N	N	Y	Y
421	DAKSHIN BIHAR GRAMIN BANK	4701	6	06-05-2024	JAMUI	KHAIRA	GOPALPUR	19	N	N	N	N	N	N	Y	Y
422	DAKSHIN BIHAR GRAMIN BANK	4701	5	04-05-2024	JAMUI	KHAIRA	BADHWADIH	24	N	N	N	N	N	N	Y	Y
423	DAKSHIN BIHAR GRAMIN BANK	4701	4	04-05-2024	JAMUI	KHAIRA	GORHI	26	N	N	N	N	N	N	Y	Y
424	DAKSHIN BIHAR GRAMIN BANK	4701	3	29-04-2024	JAMUI	JAMUI	GARSHANDA	18	N	N	N	N	N	N	Y	Y
425	DAKSHIN BIHAR GRAMIN BANK	4701	2	12-04-2024	JAMUI	JAMUI	MATIA	16	N	N	N	N	N	N	Y	Y
426	DAKSHIN BIHAR GRAMIN BANK	4701	1	09-04-2024	JAMUI	JAMUI	MANNIADDA	24	N	N	N	N	N	N	Y	Y
427	DAKSHIN BIHAR GRAMIN BANK	5101	28	27-06-2024	NALANDA	BEN	CHHAKAURI BIGHA	44	Y	Y	N	N	N	N	Y	Y
428	DAKSHIN BIHAR GRAMIN BANK	5101	27	27-06-2024	NALANDA	BEN	NOHASA	74	Y	Y	N	N	N	N	Y	Y
429	DAKSHIN BIHAR GRAMIN BANK	5101	26	26-06-2024	NALANDA	BEN	EKSARA	56	Y	Y	N	N	N	N	Y	Y
430	DAKSHIN BIHAR GRAMIN BANK	5101	25	26-06-2024	NALANDA	BEN	BEN	44	Y	Y	N	N	N	N	Y	Y
431	DAKSHIN BIHAR GRAMIN BANK	5101	24	21-06-2024	NALANDA	BIHARSHARIF	BIHARSHARIF	47	Y	Y	N	N	N	N	Y	Y
432	DAKSHIN BIHAR GRAMIN BANK	5101	23	21-06-2024	NALANDA	BIHARSHARIF	MANI RAM AKHARA	41	Y	Y	N	N	N	N	Y	Y
433	DAKSHIN BIHAR GRAMIN BANK	5101	22	12-06-2024	NALANDA	SILAO	HARIHAR BIGHA	37	Y	Y	N	N	N	N	Y	Y
434	DAKSHIN BIHAR GRAMIN BANK	5101	21	12-06-2024	NALANDA	SILAO	SAKRAURHA	55	Y	Y	N	N	N	N	Y	Y
435	DAKSHIN BIHAR GRAMIN BANK	5101	20	11-06-2024	NALANDA	SILAO	BASVAN BIGHA	42	Y	Y	N	N	N	N	Y	Y
436	DAKSHIN BIHAR GRAMIN BANK	5101	19	11-06-2024	NALANDA	SILAO	MARI	67	Y	Y	N	N	N	N	Y	Y
437	DAKSHIN BIHAR GRAMIN BANK	5101	18	13-05-2024	NALANDA	RAHUI	MANJEELPUR	58	Y	Y	N	N	N	N	Y	Y
438	DAKSHIN BIHAR GRAMIN BANK	5101	17	13-05-2024	NALANDA	RAHUI	PESHAUR	29	Y	Y	N	N	N	N	Y	Y
439	DAKSHIN BIHAR GRAMIN BANK	5101	16	10-05-2024	NALANDA	RAHUI	GAIBI	58	Y	Y	N	N	N	N	Y	Y
440	DAKSHIN BIHAR GRAMIN BANK	5101	15	10-05-2024	NALANDA	RAHUI	ITASAN	40	Y	Y	N	N	N	N	Y	Y
441	DAKSHIN BIHAR GRAMIN BANK	5101	14	04-05-2024	NALANDA	HILSA	ASHARHI	49	Y	Y	N	N	N	N	Y	Y
442	DAKSHIN BIHAR GRAMIN BANK	5101	13	04-05-2024	NALANDA	HILSA	SOHRAPUR	29	Y	Y	N	N	N	N	Y	Y
443	DAKSHIN BIHAR GRAMIN BANK	5101	12	03-05-2024	NALANDA	HILSA	KHADDI	38	Y	Y	N	N	N	N	Y	Y
444	DAKSHIN BIHAR GRAMIN BANK	5101	11	03-05-2024	NALANDA	HILSA	YOGIPUR	44	Y	Y	N	N	N	N	Y	Y
445	DAKSHIN BIHAR GRAMIN BANK	5101	10	22-04-2024	NALANDA	NOORSARAI	ANDHANA	47	Y	Y	N	N	N	N	Y	Y
446	DAKSHIN BIHAR GRAMIN BANK	5101	9	22-04-2024	NALANDA	NOORSARAI	JALALPUR	41	Y	Y	N	N	N	N	Y	Y
447	DAKSHIN BIHAR GRAMIN BANK	5101	8	12-04-2024	NALANDA	GIRIYAK	ADAMPUR	36	Y	Y	N	N	N	N	Y	Y
448	DAKSHIN BIHAR GRAMIN BANK	5101	7	12-04-2024	NALANDA	GIRIYAK	GIRIYAK	32	Y	Y	N	N	N	N	Y	Y
449	DAKSHIN BIHAR GRAMIN BANK	5101	6	10-04-2024	NALANDA	GIRIYAK	PURI	34	Y	Y	N	N	N	N	Y	Y
450	DAKSHIN BIHAR GRAMIN BANK	5101	5	10-04-2024	NALANDA	GIRIYAK	POKHARPUR	64	Y	Y	N	N	N	N	Y	Y
451	DAKSHIN BIHAR GRAMIN BANK	5101	4	08-04-2024	NALANDA	BIHARSHARIF	MAHALPAR	56	Y	Y	N	N	N	N	Y	Y
452	DAKSHIN BIHAR GRAMIN BANK	5101	3	08-04-2024	NALANDA	BIHARSHARIF	TAKIYA KALAN	25	Y	Y	N	N	N	N	Y	Y
453	DAKSHIN BIHAR GRAMIN BANK	5101	2	06-04-2024	NALANDA	RAHUI	ITASAN	38	Y	Y	N	N	N	N	Y	Y
454	DAKSHIN BIHAR GRAMIN BANK	5101	1	06-04-2024	NALANDA	RAHUI	PESHAUR	42	Y	Y	N	Y	N	N	Y	Y
455	DAKSHIN BIHAR GRAMIN BANK	5101	6	29-06-2024	BHOJPUR	KOILWAR	SAKADDI	27	N	N	N	N	N	N	Y	Y
456	DAKSHIN BIHAR GRAMIN BANK	5101	5	28-06-2024	BHOJPUR	ARRAH	ANAND NAGAR	19	N	N	N	N	N	N	Y	Y
457	DAKSHIN BIHAR GRAMIN BANK	5101	4	26-06-2024	BHOJPUR	JAGDISHPUR	NAYKATOLA	29	N	N	N	N	N	N	Y	Y
458	DAKSHIN BIHAR GRAMIN BANK	5101	3	25-06-2024	BHOJPUR	BEHEA	ITWA	42	N	N	N	N	N	N	Y	Y
459	DAKSHIN BIHAR GRAMIN BANK	5101	2	13-06-2024	BHOJPUR	BARHARA	KESHOPUR	32	N	N	N	N	N	N	Y	Y
460	DAKSHIN BIHAR GRAMIN BANK	5101	1	07-06-2024	BHOJPUR	ARRAH	SINGHI	19	N	N	N	N	N	N	Y	Y
461	DAKSHIN BIHAR GRAMIN BANK	5901	4	21-06-2024	NAWADA	AKBARPUR	BAKSANDA	39	N	N	N	Y	N	Y	Y	Y
462	DAKSHIN BIHAR GRAMIN BANK	5901	3	15-06-2024	NAWADA	AKBARPUR	MAKHAR	33	N	N	N	Y	N	Y	Y	Y
463	DAKSHIN BIHAR GRAMIN BANK	5901	2	14-06-2024	NAWADA	NARHAT	BABHNAUR	41	N	N	N	Y	N	Y	Y	Y
464	DAKSHIN BIHAR GRAMIN BANK	5901	1	13-06-2024	NAWADA	NAWADA	SOBHIA	31	N	N	N	Y	N	Y	Y	Y
465	DAKSHIN BIHAR GRAMIN BANK	6701	4	07-05-2024	ROHTAS	CHENARI	DEVADIH	43	N	N	N	N	N	N	Y	Y
466	DAKSHIN BIHAR GRAMIN BANK	6701	3	06-05-2024	ROHTAS	NOKHA	JABRA	38	N	N	N	N	N	N	Y	Y
467	DAKSHIN BIHAR GRAMIN BANK	6701	2	03-04-2024	ROHTAS	KARGAHAR	RAGHOPUR	56	N	N	N	N	N	N	Y	Y
468	DAKSHIN BIHAR GRAMIN BANK	6701	1	02-04-2024	ROHTAS	SASARAM	KHURHUNU	43	N	N	N	Y	N	Y	Y	Y
469	DAKSHIN BIHAR GRAMIN BANK	7001	13	28-06-2024	GAYA	TOWN BLOCK CHA	KUJAPI	28	N	N	N	N	N	N	Y	Y
470	DAKSHIN BIHAR GRAMIN BANK	7001	12	26-06-2024	GAYA	BANKE BAZAR	BALUHAR	34	N	N	N	N	N	N	Y	Y
471	DAKSHIN BIHAR GRAMIN BANK	7001	11	24-06-2024	GAYA	PARAIYA	RAJA HARI	30	N	N	N	N	N	N	Y	Y
472	DAKSHIN BIHAR GRAMIN BANK	7001	10	05-06-2024	GAYA	DOBHI	KARMOUNI	45	N	N	N	N	N	N	Y	Y

473	DAKSHIN BIHAR GRAMIN BANK	7001	9	27-05-2024	GAYA	BARACHATTY	BHADEYA	55	N	N	N	N	N	N	Y	Y
474	DAKSHIN BIHAR GRAMIN BANK	7001	8	13-05-2024	GAYA	TANKUPPA	GAPHA KHURD	28	N	N	N	N	N	N	Y	Y
475	DAKSHIN BIHAR GRAMIN BANK	7001	7	06-05-2024	GAYA	BODH GAYA	CHERKI	44	N	N	N	N	N	N	Y	Y
476	DAKSHIN BIHAR GRAMIN BANK	7001	6	03-05-2024	GAYA	TOWN BLOCK CHA	SHER PUR, KUJAP	40	N	N	N	N	N	N	Y	Y
477	DAKSHIN BIHAR GRAMIN BANK	7001	5	30-04-2024	GAYA	BODH GAYA	DIWAN	54	N	N	N	N	N	N	Y	Y
478	DAKSHIN BIHAR GRAMIN BANK	7001	4	29-04-2024	GAYA	AMAS	AMAS	30	N	N	N	N	N	N	Y	Y
479	DAKSHIN BIHAR GRAMIN BANK	7001	3	29-04-2024	GAYA	AMAS	CHANDI STHAN	42	N	N	N	N	N	N	Y	Y
480	DAKSHIN BIHAR GRAMIN BANK	7001	2	25-04-2024	GAYA	BARACHATTY	BAGHAR	38	N	N	N	N	N	N	Y	Y
481	DAKSHIN BIHAR GRAMIN BANK	7001	1	09-04-2024	GAYA	TEKARI	PANCHANPUR	45	N	N	N	N	N	N	Y	Y
482	UTTAR BIHAR GRAMIN BANK	4802	23	24-06-2024	SUPAUL	RAGHOPUR	BISHANPU DAULAT	47	N	N	N	Y	N	Y	Y	Y
483	UTTAR BIHAR GRAMIN BANK	4802	22	24-06-2024	SUPAUL	RAGHOPUR	SIMRAHI BAZAR	51	N	N	N	Y	N	Y	Y	Y
484	UTTAR BIHAR GRAMIN BANK	4802	21	21-06-2024	SUPAUL	BASANTPUR	BIRPUR	42	N	N	N	Y	N	Y	Y	Y
485	UTTAR BIHAR GRAMIN BANK	4802	20	21-06-2024	SUPAUL	SUPAUL	SUKHPUR	50	N	N	N	Y	N	Y	Y	Y
486	UTTAR BIHAR GRAMIN BANK	4802	19	21-06-2024	SUPAUL	TRIBENIGANJ	JADIAHAT	48	N	N	N	Y	N	Y	Y	Y
487	UTTAR BIHAR GRAMIN BANK	4802	18	20-06-2024	SUPAUL	MARAUNA	MARAUNA	42	N	N	N	Y	N	Y	Y	Y
488	UTTAR BIHAR GRAMIN BANK	4802	5	13-06-2024	SUPAUL	PIPRA	PIPRA	46	N	N	N	Y	N	Y	Y	Y
489	UTTAR BIHAR GRAMIN BANK	4802	1	11-06-2024	SUPAUL	TRIBENIGANJ	PARSAGARHI	42	N	N	N	Y	N	Y	Y	Y
490	UTTAR BIHAR GRAMIN BANK	4902	6	20-06-2024	KISHANGANJ	POTHIA	CHATTARGACHH	44	N	N	N	N	N	Y	Y	Y
491	UTTAR BIHAR GRAMIN BANK	4902	4	19-06-2024	KISHANGANJ	KOCHADHAMAN	BISHANPUR HAT	44	N	N	N	N	N	Y	Y	Y
492	UTTAR BIHAR GRAMIN BANK	4902	3	18-06-2024	KISHANGANJ	KISHANGANJ	BELWA	48	N	N	N	N	N	Y	Y	Y
493	UTTAR BIHAR GRAMIN BANK	5002	14	20-06-2024	SITAMARHI	SURSAND	KUMMA	31	N	N	N	N	N	Y	Y	Y
494	UTTAR BIHAR GRAMIN BANK	5002	13	14-06-2024	SITAMARHI	RUNNISAIIDPUR	KORLAHIYA	36	N	N	N	N	N	Y	Y	Y
495	UTTAR BIHAR GRAMIN BANK	5002	12	25-06-2024	SITAMARHI	SONBARSA	KANHAULI	35	N	N	N	N	N	Y	Y	Y
496	UTTAR BIHAR GRAMIN BANK	5002	11	14-06-2024	SITAMARHI	BATHNAHA	JOGBANA	32	N	N	N	N	N	Y	Y	Y
497	UTTAR BIHAR GRAMIN BANK	5002	8	13-06-2024	SITAMARHI	CHORAUT	CHORAUT	32	N	N	N	N	N	Y	Y	Y
498	UTTAR BIHAR GRAMIN BANK	5002	6	15-06-2024	SITAMARHI	NANPUR	BHADIAN	38	N	N	N	N	N	Y	Y	Y
499	UTTAR BIHAR GRAMIN BANK	5002	5	24-06-2024	SITAMARHI	PARIHAR	BELAKHURD	34	N	N	N	N	N	Y	Y	Y
500	UTTAR BIHAR GRAMIN BANK	5002	4	12-06-2024	SITAMARHI	BAJPATTI	BAJPATTI	35	N	N	N	N	N	Y	Y	Y
501	UTTAR BIHAR GRAMIN BANK	5002	3	21-06-2024	SITAMARHI	RIGA	BABHANGAMA	30	N	N	N	N	N	Y	Y	Y
502	UTTAR BIHAR GRAMIN BANK	5002	2	12-06-2024	SITAMARHI	PUPRI	B MADHUSUDAN	31	N	N	N	N	N	Y	Y	Y
503	UTTAR BIHAR GRAMIN BANK	5002	1	19-06-2024	SITAMARHI	RUNNISAIIDPUR	ATHARI	31	N	N	N	N	N	Y	Y	Y
504	UTTAR BIHAR GRAMIN BANK	5302	6	27-06-2024	EAST CHAMPARAN	DHAKA	KUSHUMKAWA	52	N	N	N	N	N	Y	Y	Y
505	UTTAR BIHAR GRAMIN BANK	5302	5	26-06-2024	EAST CHAMPARAN	MEHSI	MEHSI	44	N	N	N	N	N	Y	Y	Y
506	UTTAR BIHAR GRAMIN BANK	5302	4	28-06-2024	EAST CHAMPARAN	SANGRAMPUR	SANGRAMPUR	49	N	N	N	N	N	Y	Y	Y
507	UTTAR BIHAR GRAMIN BANK	5302	3	25-06-2024	EAST CHAMPARAN	TETARIA	TETARIA BAZAR	63	N	N	N	N	N	Y	Y	Y
508	UTTAR BIHAR GRAMIN BANK	5302	2	29-06-2024	EAST CHAMPARAN	PATAHI	PATAHI	57	N	N	N	N	N	Y	Y	Y
509	UTTAR BIHAR GRAMIN BANK	5302	1	24-06-2024	EAST CHAMPARAN	CHHAURADANO	CHHAURADANO	41	N	N	N	N	N	Y	Y	Y
510	UTTAR BIHAR GRAMIN BANK	5402	3	29-06-2024	MADHUBANI	GHOUGHARDIHA	SANGI	42	N	N	N	Y	N	Y	Y	Y
511	UTTAR BIHAR GRAMIN BANK	5402	2	28-06-2024	MADHUBANI	LAKHNAUR	BELAUNCHA	38	N	N	N	Y	N	Y	Y	Y
512	UTTAR BIHAR GRAMIN BANK	5402	1	27-06-2024	MADHUBANI	JHANJHARPUR	CHAUNAUAGANJ	48	N	N	N	Y	N	Y	Y	Y
513	UTTAR BIHAR GRAMIN BANK	5402	7	28-06-2024	MADHUBANI	BISFI	KHAIRI BANKA	45	N	N	N	N	N	Y	Y	Y
514	UTTAR BIHAR GRAMIN BANK	5402	6	28-06-2024	MADHUBANI	RAJNAGAR	SUGAUNA	58	N	N	N	N	N	Y	Y	Y
515	UTTAR BIHAR GRAMIN BANK	5402	5	27-06-2024	MADHUBANI	PANDAUL	UDAYPUR BITHUA	38	N	N	N	N	N	Y	Y	Y
516	UTTAR BIHAR GRAMIN BANK	5402	4	27-06-2024	MADHUBANI	PANDAUL	BELAHI	44	N	N	N	N	N	Y	Y	Y
517	UTTAR BIHAR GRAMIN BANK	5702	5	14-06-2024	SIWAN	DARUNDA	CHINTAMANPUR	28	N	N	N	Y	N	Y	Y	Y
518	UTTAR BIHAR GRAMIN BANK	5702	4	13-06-2024	SIWAN	MAHARAJGANJ	TAKIPUR	35	N	N	N	Y	N	Y	Y	Y
519	UTTAR BIHAR GRAMIN BANK	5702	3	11-06-2024	SIWAN	HASANPURA	MANDRAULI	33	N	N	N	Y	N	Y	Y	Y
520	UTTAR BIHAR GRAMIN BANK	5702	2	10-06-2024	SIWAN	GORAIIA KOTHI	PAHLEJPUR	27	N	N	N	Y	N	Y	Y	Y
521	UTTAR BIHAR GRAMIN BANK	5702	1	06-06-2024	SIWAN	ANDAR	SINGAHI	19	N	N	N	Y	N	Y	Y	Y
522	UTTAR BIHAR GRAMIN BANK	6202	7	27-06-2024	MUZAFFARPUR	SARAIYA	POKHARAIRA	45	N	N	N	N	N	Y	Y	Y
523	UTTAR BIHAR GRAMIN BANK	6202	6	24-06-2024	MUZAFFARPUR	AURAI	PITAUNJHIA	40	N	N	N	N	N	Y	Y	Y
524	UTTAR BIHAR GRAMIN BANK	6202	5	28-06-2024	MUZAFFARPUR	MINAPUR	RAMPUR-HARI	55	N	N	N	N	N	Y	Y	Y
525	UTTAR BIHAR GRAMIN BANK	6202	4	25-06-2024	MUZAFFARPUR	MUSHARI	SAHBAJPUR-I	45	N	N	N	N	N	Y	Y	Y



526	UTTAR BIHAR GRAMIN BANK	6202	3	24-06-2024	MUZAFFARPUR	MOTIPUR	BIRHIMA-BAZAR	50	N	N	N	N	N	Y	Y
527	UTTAR BIHAR GRAMIN BANK	6202	2	25-06-2024	MUZAFFARPUR	AURAI	SAHI MINAPUR	42	N	N	N	N	N	Y	Y
528	UTTAR BIHAR GRAMIN BANK	6202	1	28-06-2024	MUZAFFARPUR	PARU	ZAFARPUR	45	N	N	N	N	N	Y	Y
529	UTTAR BIHAR GRAMIN BANK	6302	5	21-06-2024	GOPALGANJ	KATEYA	KOTWA NILA	62	N	N	N	Y	N	Y	Y
530	UTTAR BIHAR GRAMIN BANK	6302	4	20-06-2024	GOPALGANJ	SIDWALIYA	SUPAULI	45	N	N	N	Y	N	Y	Y
531	UTTAR BIHAR GRAMIN BANK	6302	3	27-06-2024	GOPALGANJ	FULWARIYA	DUBAULIA	60	N	N	N	Y	N	Y	Y
532	UTTAR BIHAR GRAMIN BANK	6302	2	27-06-2024	GOPALGANJ	KATEYA	KATEYA	110	N	N	N	Y	N	Y	Y
533	UTTAR BIHAR GRAMIN BANK	6302	1	21-06-2024	GOPALGANJ	GOPALGANJ	BISHUNPUR	55	N	N	N	Y	N	Y	Y
534	UTTAR BIHAR GRAMIN BANK	6402	5	19-06-2024	WEST CHAMPARAN	NARKATIAGANJ	NARKATIGANJ SCH	30	N	N	N	N	N	Y	Y
535	UTTAR BIHAR GRAMIN BANK	6402	4	12-06-2024	WEST CHAMPARAN	LAURIYA	LAURIYA	45	N	N	N	N	N	Y	Y
536	UTTAR BIHAR GRAMIN BANK	6402	3	10-06-2024	WEST CHAMPARAN	CHANPATIYA	CHANPATIYA	25	N	N	N	N	N	Y	Y
537	UTTAR BIHAR GRAMIN BANK	6402	2	06-06-2024	WEST CHAMPARAN	MAJHULIYA	JAUKATIA	36	N	N	N	N	N	Y	Y
538	UTTAR BIHAR GRAMIN BANK	6402	1	05-06-2024	WEST CHAMPARAN	CHANPATIYA	KUMARBAGH	44	N	N	N	N	N	Y	Y
539	UTTAR BIHAR GRAMIN BANK	6502	10	21-06-2024	SHEOHAR	DUMRI KATSARI	DUMRIKATSARI	30	N	N	N	N	N	Y	Y
540	UTTAR BIHAR GRAMIN BANK	6502	9	13-06-2024	SHEOHAR	PIPRAHI	DHANKAUL	30	N	N	N	N	N	Y	Y
541	UTTAR BIHAR GRAMIN BANK	6502	7	12-06-2024	SHEOHAR	TARIYANI	BINDAWAN	31	N	N	N	N	N	Y	Y
542	UTTAR BIHAR GRAMIN BANK	6602	7	25-06-2024	SARAN	MARHOWRAH	KARNPURA	51	N	N	N	N	N	Y	Y
543	UTTAR BIHAR GRAMIN BANK	6602	6	25-06-2024	SARAN	MARHOWRAH	MUBARKPUR	57	N	N	N	N	N	Y	Y
544	UTTAR BIHAR GRAMIN BANK	6602	5	29-06-2024	SARAN	TARAIYA	NANDANPUR	50	N	N	N	N	N	Y	Y
545	UTTAR BIHAR GRAMIN BANK	6602	4	25-06-2024	SARAN	REVIGANJ	INAI	56	N	N	N	N	N	Y	Y
546	UTTAR BIHAR GRAMIN BANK	6602	3	28-06-2024	SARAN	EKMA	RASULPUR CHATTI	53	N	N	N	N	N	Y	Y
547	UTTAR BIHAR GRAMIN BANK	6602	2	25-06-2024	SARAN	DAUDPUR	DAUDPUR	52	N	N	N	N	N	Y	Y
548	UTTAR BIHAR GRAMIN BANK	6602	1	25-06-2024	SARAN	JALALPUR	KOPA	55	N	N	N	N	N	Y	Y
549	UTTAR BIHAR GRAMIN BANK	6802	9	15-06-2024	MADHEPURA	KUMARKHAND	SIRIPUR	50	N	N	N	Y	N	Y	Y
550	UTTAR BIHAR GRAMIN BANK	6802	8	15-06-2024	MADHEPURA	ALAM NAGAR	KISHUNPUR RATWA	50	N	N	N	Y	N	Y	Y
551	UTTAR BIHAR GRAMIN BANK	6802	7	14-06-2024	MADHEPURA	CHAUSA	LAUA LAGAN	44	N	N	N	Y	N	Y	Y
552	UTTAR BIHAR GRAMIN BANK	6802	6	14-06-2024	MADHEPURA	CHAUSA	KALASHAN	40	N	N	N	Y	N	Y	Y
553	UTTAR BIHAR GRAMIN BANK	6802	4	13-06-2024	MADHEPURA	MURLIGANJ	MURLIGANJ	48	N	N	N	Y	N	Y	Y
554	UTTAR BIHAR GRAMIN BANK	6802	3	12-06-2024	MADHEPURA	ALAM NAGAR	ALAM NAGAR	46	N	N	N	Y	N	Y	Y
555	UTTAR BIHAR GRAMIN BANK	6802	2	12-06-2024	MADHEPURA	KUMARKHAND	KUMARKHAND	51	N	N	N	Y	N	Y	Y
556	UTTAR BIHAR GRAMIN BANK	7102	8	21-06-2024	KATIHAR	MALLIKPUR	MALLIKPUR	77	N	N	N	Y	N	Y	Y
557	UTTAR BIHAR GRAMIN BANK	7102	3	25-06-2024	KATIHAR	FALKA	FALKA	89	N	N	N	Y	N	Y	Y
558	UTTAR BIHAR GRAMIN BANK	7102	2	18-06-2024	KATIHAR	MANIHARI	MANIHARI	98	N	N	N	Y	N	Y	Y
559	UTTAR BIHAR GRAMIN BANK	7102	1	10-06-2024	KATIHAR	HATBANGORA	HATBANGORA	87	N	N	N	Y	N	Y	Y
560	UTTAR BIHAR GRAMIN BANK	7102	14	26-06-2024	KATIHAR	FALKA	FALKA	65	N	N	N	Y	N	Y	Y
561	UTTAR BIHAR GRAMIN BANK	7102	12	15-06-2024	KATIHAR	MANIHARI	MANIHARI	58	N	N	N	Y	N	Y	Y
562	UTTAR BIHAR GRAMIN BANK	7102	11	27-06-2024	KATIHAR	HATBANGORA	HATBANGORA	55	N	N	N	Y	N	Y	Y
563	UTTAR BIHAR GRAMIN BANK	7402	7	26-06-2024	DARBHANGA	SINGHWARA	SIMRI	52	N	N	N	N	N	Y	Y
564	UTTAR BIHAR GRAMIN BANK	7402	6	26-06-2024	DARBHANGA	KIRATPUR	RASIARI	43	N	N	N	N	N	Y	Y
565	UTTAR BIHAR GRAMIN BANK	7402	5	25-06-2024	DARBHANGA	JALE	RARHI	49	N	N	N	N	N	Y	Y
566	UTTAR BIHAR GRAMIN BANK	7402	4	25-06-2024	DARBHANGA	KIRATPUR	JAMALPUR	47	N	N	N	N	N	Y	Y
567	UTTAR BIHAR GRAMIN BANK	7402	3	25-06-2024	DARBHANGA	BAHERI	HATHAURI	48	N	N	N	N	N	Y	Y
568	UTTAR BIHAR GRAMIN BANK	7402	2	24-06-2024	DARBHANGA	JALE	DOGHRA	52	N	N	N	N	N	Y	Y
569	UTTAR BIHAR GRAMIN BANK	7402	1	24-06-2024	DARBHANGA	MANIGACHHI	BAJITPUR	43	N	N	N	N	N	Y	Y
570	UTTAR BIHAR GRAMIN BANK	7602	17	20-06-2024	SAHARSA	SALKHUA	SALKHUA	42	N	N	N	Y	N	Y	Y
571	UTTAR BIHAR GRAMIN BANK	7602	16	20-06-2024	SAHARSA	SOUR BAZAR	SOUR BAZAR	47	N	N	N	Y	N	Y	Y
572	UTTAR BIHAR GRAMIN BANK	7602	15	19-06-2024	SAHARSA	SOUR BAZAR	CHANDAUR SAMDA	48	N	N	N	Y	N	Y	Y
573	UTTAR BIHAR GRAMIN BANK	7602	14	19-06-2024	SAHARSA	MAHISHI	TELWA	43	N	N	N	Y	N	Y	Y
574	UTTAR BIHAR GRAMIN BANK	7602	13	19-06-2024	SAHARSA	SIMRI BAKHTIARP	SIMRI BAKHTIARP	38	N	N	N	Y	N	Y	Y
575	UTTAR BIHAR GRAMIN BANK	7602	12	18-06-2024	SAHARSA	SATTAR	SATTAR	47	N	N	N	Y	N	Y	Y
576	UTTAR BIHAR GRAMIN BANK	7602	11	18-06-2024	SAHARSA	MAHISHI	MAHISHI	50	N	N	N	Y	N	Y	Y
577	UTTAR BIHAR GRAMIN BANK	7602	10	18-06-2024	SAHARSA	NAUHATTA	NAUHATTA	42	N	N	N	Y	N	Y	Y
578	UTTAR BIHAR GRAMIN BANK	7802	10	26-06-2024	PURNIA	BARSAUNI	BARSAUNI	55	N	N	N	Y	N	Y	Y

579	UTTAR BIHAR GRAMIN BANK	7802	9	07-06-2024	PURNIA	DANGRAHA	DANGRAHA	89	N	N	N	Y	N	Y	Y
580	UTTAR BIHAR GRAMIN BANK	7802	7	18-06-2024	PURNIA	BAHDURA	BAHDURA	84	N	N	N	Y	N	Y	Y
581	UTTAR BIHAR GRAMIN BANK	7802	6	12-06-2024	PURNIA	GANESHPUR	GANESHPUR	82	N	N	N	Y	N	Y	Y
582	UTTAR BIHAR GRAMIN BANK	7802	5	28-06-2024	PURNIA	MOHANPUR	MOHANPUR	65	N	N	N	Y	N	Y	Y
583	UTTAR BIHAR GRAMIN BANK	7802	4	24-06-2024	PURNIA	RANIPATRA	RANIPATRA	67	N	N	N	Y	N	Y	Y
584	UTTAR BIHAR GRAMIN BANK	7802	13	28-06-2024	PURNIA	SRINAGAR	KHOKHA	59	N	N	N	Y	N	Y	Y
585	UTTAR BIHAR GRAMIN BANK	8302	8	24-06-2024	ARARIA	FORBESGANJ	FORBESGANJ	41	N	N	N	N	N	Y	Y
586	UTTAR BIHAR GRAMIN BANK	8302	7	24-06-2024	ARARIA	FORBESGANJ	DHOLBAJJA	48	N	N	N	N	N	Y	Y
587	UTTAR BIHAR GRAMIN BANK	8302	5	20-06-2024	ARARIA	NARPATGANJ	CHAKARDAHA	45	N	N	N	N	N	Y	Y
588	UTTAR BIHAR GRAMIN BANK	8302	2	19-06-2024	ARARIA	NARPATGANJ	BASMATIA	47	N	N	N	N	N	Y	Y
589	UTTAR BIHAR GRAMIN BANK	8302	1	18-06-2024	ARARIA	ARARIA	ARARIA RS	48	N	N	N	N	N	Y	Y
590	UTTAR BIHAR GRAMIN BANK	8902	7	18-06-2024	VAISHALI	MAHUA	CHANDPUR FATAH	48	N	N	N	N	N	Y	Y
591	UTTAR BIHAR GRAMIN BANK	8902	6	14-06-2024	VAISHALI	PATEPUR	BHAIROKHEDA	48	N	N	N	N	N	Y	Y
592	UTTAR BIHAR GRAMIN BANK	8902	5	12-06-2024	VAISHALI	BIDUPUR	SAIDPUR GANESH	55	N	N	N	N	N	Y	Y
593	UTTAR BIHAR GRAMIN BANK	8902	4	10-06-2024	VAISHALI	JANDAHA	HARPRASAD	48	N	N	N	N	N	Y	Y
594	UTTAR BIHAR GRAMIN BANK	8902	3	06-06-2024	VAISHALI	HAJIPUR	ANDHARWARA	40	N	N	N	N	N	Y	Y
595	UTTAR BIHAR GRAMIN BANK	8902	2	04-06-2024	VAISHALI	BHAGWANPUR	SAHTHA	51	N	N	N	N	N	Y	Y
596	UTTAR BIHAR GRAMIN BANK	8902	1	03-06-2024	VAISHALI	BHAGWANPUR	ROHUA	53	N	N	N	N	N	Y	Y

ANNEX III- PART B															
QUARTERLY REPORT ON CONDUCT OF TARGET GROUP SPECIFIC CAMPS BY FLCs : Annexure-2 Part(B)															
AS ON 30.06.2024															
Bank Name	FLC Code	Sr. No. of Camp	Date of target specific camp (DD/MM/YYYY)	District	Block	Village	No Of Participants	Stakeholders present (Indicate Y/N)							Target Group Addressed (1. Farmers 2. Small Entrepreneurs 3. School Students 4. SHGs 5. Senior Citizen 6. Others)
								LDM	DDM	LDO	Local Govt	NGO	BC	Others	
STATE BANK OF INDIA	2081	87	10-04-2024	SUPAUL	SUPAUL	TELWA	43	N	N	N	N	Y	N	N	1
STATE BANK OF INDIA	2081	88	11-04-2024	SUPAUL	SUPAUL	RAMPUR	51	N	N	N	N	Y	N	N	4
STATE BANK OF INDIA	2081	89	13-04-2024	SUPAUL	NIRMALI	NIRMALI	49	N	N	N	N	Y	N	N	6
STATE BANK OF INDIA	2081	90	18-04-2024	SUPAUL	SUPAUL	NEMUA	50	N	N	N	N	Y	N	N	2
STATE BANK OF INDIA	2081	91	19-04-2024	SUPAUL	SUPAUL	KALIGANJ	53	N	N	N	N	Y	N	N	5
STATE BANK OF INDIA	2081	92	20-05-2024	SUPAUL	SUPAUL	LAURDH	48	N	N	N	N	Y	N	N	1
STATE BANK OF INDIA	2081	93	10-05-2024	SUPAUL	SUPAUL	RAMDUTTPATTI	39	N	N	N	N	Y	N	N	3
STATE BANK OF INDIA	2081	94	11-05-2024	SUPAUL	SUPAUL	SUKHPUR	51	N	N	N	N	Y	N	N	4
STATE BANK OF INDIA	2081	95	16-05-2024	SUPAUL	CHHATAPUR	KANIARA	47	N	N	N	N	Y	N	N	1
STATE BANK OF INDIA	2081	96	17-05-2024	SUPAUL	CHHATAPUR	FAKIRNA	42	N	N	N	N	Y	N	N	4
STATE BANK OF INDIA	2081	97	13-06-2024	SUPAUL	SUPAUL	NEMUA	39	N	N	N	N	Y	N	N	2
STATE BANK OF INDIA	2081	98	14-06-2024	SUPAUL	SUPAUL	MAJHAUL	51	N	N	N	N	Y	N	N	3
STATE BANK OF INDIA	2081	99	15-06-2024	SUPAUL	SUPAUL	KALAPATTI	46	N	N	N	N	Y	N	N	1
STATE BANK OF INDIA	2081	100	19-06-2024	SUPAUL	KISHANPUR	MADHURA	47	N	N	N	N	Y	N	N	5
STATE BANK OF INDIA	2081	101	20-06-2024	SUPAUL	KISHANPUR	MADHURA	54	N	N	N	N	Y	N	N	3
STATE BANK OF INDIA	4701	17	04-04-2024	JAMUI	SONO	MAHESHWARI	53	N	N	N	Y	N	N	N	2
STATE BANK OF INDIA	4701	18	09-04-2024	JAMUI	LAXMIPUR	MATIA	60	N	N	N	N	N	Y	N	2
STATE BANK OF INDIA	4701	19	15-04-2024	JAMUI	LAXMIPUR	JAWATRI	64	N	N	N	Y	N	N	N	6
STATE BANK OF INDIA	4701	20	29-04-2024	JAMUI	KHAIRA	SURONDHA	599	Y	N	N	N	N	N	N	2
STATE BANK OF INDIA	4701	21	30-04-2024	JAMUI	CHAKAI	BAISKHITAND	60	Y	N	N	N	N	N	Y	6
STATE BANK OF INDIA	4701	22	03-05-2024	JAMUI	JHAJHA	BENIBANK	51	N	N	N	Y	Y	Y	N	1
STATE BANK OF INDIA	4701	23	04-05-2024	JAMUI	JAMUI	MALAYPUR	50	N	N	N	Y	Y	Y	Y	1
STATE BANK OF INDIA	4701	24	08-05-2024	JAMUI	SIKANDRA	MAHGAMA	52	Y	N	N	Y	Y	N	Y	1
STATE BANK OF INDIA	4701	25	10-05-2024	JAMUI	CHAKAI	KARHGEH	55	Y	N	N	Y	Y	Y	N	1
STATE BANK OF INDIA	4701	26	15-05-2024	JAMUI	GIDHOUR	MANGOBANDAR	54	Y	N	N	N	N	Y	N	2
STATE BANK OF INDIA	4701	27	05-06-2024	JAMUI	SONO	LAKHANKIYARI	56	N	N	N	N	Y	Y	N	1
STATE BANK OF INDIA	4701	28	19-06-2024	JAMUI	SONO	PAIRAMATIYANA	55	Y	N	N	N	N	N	Y	1
STATE BANK OF INDIA	4701	29	21-06-2024	JAMUI	JHAJHA	BHELVIDA	52	Y	N	N	Y	N	N	Y	6
STATE BANK OF INDIA	4701	30	25-06-2024	JAMUI	SIKANDRA	POHEY	54	Y	N	N	N	N	N	Y	6
STATE BANK OF INDIA	4701	31	26-06-2024	JAMUI	SONO	AMBATILHA	55	Y	N	N	N	N	N	Y	6
STATE BANK OF INDIA	4901	32	02-04-2024	KISHANGANJ	THAKURGANJ	PANIBAG	60	Y	N	N	N	Y	Y	Y	6
STATE BANK OF INDIA	4901	33	03-04-2024	KISHANGANJ	THAKURGANJ	IKRA	51	N	Y	N	N	Y	Y	Y	5
STATE BANK OF INDIA	4901	34	04-04-2024	KISHANGANJ	POTHIA	BANGAMA	55	N	Y	N	N	N	Y	Y	1
STATE BANK OF INDIA	4901	35	07-04-2024	KISHANGANJ	DIGHALBANK	SALGURI	48	N	N	N	N	Y	Y	Y	4
STATE BANK OF INDIA	4901	36	08-04-2024	KISHANGANJ	THAKURGANJ	MALINGAON	52	Y	N	N	N	Y	Y	Y	2
STATE BANK OF INDIA	4901	37	15-05-2024	KISHANGANJ	POTHIA	BAXA	45	Y	Y	N	N	N	Y	Y	6
STATE BANK OF INDIA	4901	38	17-05-2024	KISHANGANJ	KOCHADHAMAN	KAIRIBIRPUR	48	N	N	N	N	Y	Y	Y	1
STATE BANK OF INDIA	4901	39	19-05-2024	KISHANGANJ	BAHADURGANJ	BISHANPUR	49	Y	Y	N	N	Y	Y	Y	5
STATE BANK OF INDIA	4901	40	21-05-2024	KISHANGANJ	THAKURGANJ	BALUABARI	51	Y	Y	N	N	Y	Y	Y	4
STATE BANK OF INDIA	4901	41	25-05-2024	KISHANGANJ	DIGHALBANK	SAMESARHAT	47	Y	N	N	N	Y	Y	Y	2
STATE BANK OF INDIA	4901	42	01-06-2024	KISHANGANJ	POTHIA	JURAIL	48	N	Y	N	N	Y	Y	Y	6
STATE BANK OF INDIA	4901	43	04-06-2024	KISHANGANJ	BAHADURGANJ	BAHADURGANJ	52	Y	Y	N	N	Y	Y	Y	5
STATE BANK OF INDIA	4901	44	21-06-2024	KISHANGANJ	BAHADURGANJ	MOHRA	56	N	Y	N	N	Y	Y	Y	1
STATE BANK OF INDIA	4901	45	24-06-2024	KISHANGANJ	KOCHADHAMAN	BHAUNDRA	44	N	N	N	N	Y	Y	Y	4
STATE BANK OF INDIA	4901	46	26-06-2024	KISHANGANJ	THAKURGANJ	SUNDRABARI	62	Y	N	N	N	Y	Y	Y	2
STATE BANK OF INDIA	6801	102	09-04-2024	MADHEPURA	SHANKARPUR	HASANPURA	40	N	N	N	N	N	Y	N	1
STATE BANK OF INDIA	6801	103	10-04-2024	MADHEPURA	MADHEPURA	BHADAUL BUDHAMA	35	N	N	N	N	N	N	Y	4

STATE BANK OF INDIA	6801	104	12-04-2024	MADHEPURA	BIHARIGANJ	THUTTA	50	N	N	N	N	N	Y	Y	6
STATE BANK OF INDIA	6801	105	15-04-2024	MADHEPURA	PURAINI	KHERHO	50	N	N	N	N	N	Y	N	1
STATE BANK OF INDIA	6801	106	20-04-2024	MADHEPURA	SINGHESHWAR	RSETI	63	Y	N	N	N	N	N	Y	2
STATE BANK OF INDIA	6801	107	24-04-2024	MADHEPURA	GAMHARIA	JIVACHHPUR	35	N	N	N	N	N	Y	Y	6
STATE BANK OF INDIA	6801	108	25-04-2024	MADHEPURA	SINGHESHWAR	SINGIYOU	40	N	N	N	N	N	Y	N	4
STATE BANK OF INDIA	6801	109	13-05-2024	MADHEPURA	SINGHESHWAR	RSETI	61	Y	N	N	N	N	N	Y	2
STATE BANK OF INDIA	6801	110	18-05-2024	MADHEPURA	GAMHARIA	GAMHARIA BAZAR	30	Y	N	N	N	N	N	Y	4
STATE BANK OF INDIA	6801	111	26-05-2024	MADHEPURA	CHAUSA	CHAUSA WARD-04	46	N	N	N	N	N	Y	Y	6
STATE BANK OF INDIA	6801	112	27-05-2024	MADHEPURA	CHAUSA	LAJALAGAN WEST	45	N	N	N	N	N	Y	N	1
STATE BANK OF INDIA	6801	113	29-05-2024	MADHEPURA	MURLIGANJ	PARMANANDPUR W-	35	N	N	N	N	N	Y	N	6
STATE BANK OF INDIA	6801	114	30-05-2024	MADHEPURA	MURLIGANJ	BISANPUR WARD-1	30	N	N	N	N	N	Y	N	1
STATE BANK OF INDIA	6801	115	31-05-2024	MADHEPURA	GHAILARH	MATHAI BAZAR	32	N	N	N	N	N	N	Y	2
STATE BANK OF INDIA	6801	116	01-06-2024	MADHEPURA	MADHEPURA	SRIPUR WARD NO-	40	N	N	N	N	N	N	Y	6
STATE BANK OF INDIA	6801	117	10-06-2024	MADHEPURA	MADHEPURA	BALAM WARD NO-0	50	N	N	N	N	N	N	Y	1
STATE BANK OF INDIA	6801	118	11-06-2024	MADHEPURA	MADHEPURA	BHANTEKTI WARD	30	N	N	N	N	N	N	Y	1
STATE BANK OF INDIA	6801	119	12-06-2024	MADHEPURA	MADHEPURA	SAHUGARH-2 WARD	28	N	N	N	N	Y	N	N	4
STATE BANK OF INDIA	6801	120	19-06-2024	MADHEPURA	MADHEPURA	SIHPUR WARD NO-	45	N	N	N	N	N	N	Y	6
STATE BANK OF INDIA	6801	121	26-06-2024	MADHEPURA	MADHEPURA	GARHIA WARD NO-	65	N	N	N	N	N	N	Y	1
STATE BANK OF INDIA	6801	122	27-06-2024	MADHEPURA	SINGHESHWAR	MADHEPURA	28	Y	N	N	N	N	N	N	2
STATE BANK OF INDIA	7601	69	04-04-2024	SAHARSA	SATTAR KATAIYA	M S ARAN	82	N	Y	N	Y	Y	Y	Y	1
STATE BANK OF INDIA	7601	70	05-04-2024	SAHARSA	SATTAR KATAIYA	KHONHA	69	N	N	N	Y	Y	Y	Y	2
STATE BANK OF INDIA	7601	71	06-04-2024	SAHARSA	KAHRA	BHAGWANPUR	66	Y	N	N	Y	Y	Y	Y	5
STATE BANK OF INDIA	7601	72	08-04-2024	SAHARSA	KAHRA	PASWAN TOLA	35	N	Y	N	Y	Y	Y	Y	1
STATE BANK OF INDIA	7601	73	09-04-2024	SAHARSA	MAHISHI	GORIYARI TOLA	70	N	N	Y	N	N	N	N	1
STATE BANK OF INDIA	7601	74	10-04-2024	SAHARSA	MAHISHI	PASTWAR	70	N	Y	N	N	Y	N	N	1
STATE BANK OF INDIA	7601	75	22-05-2024	SAHARSA	KAHRA	MUSHAHARI	61	Y	N	N	N	Y	Y	Y	2
STATE BANK OF INDIA	7601	76	23-05-2024	SAHARSA	KAHRA	CHAMAR TOLI	65	N	N	Y	Y	Y	Y	Y	3
STATE BANK OF INDIA	7601	77	24-05-2024	SAHARSA	SATTAR KATAIYA	M S GOBARGARHA	40	Y	Y	Y	Y	Y	Y	Y	3
STATE BANK OF INDIA	7601	78	25-05-2024	SAHARSA	SATTAR KATAIYA	JARSEN	37	N	Y	N	Y	N	Y	N	1
STATE BANK OF INDIA	7601	79	27-05-2024	SAHARSA	KAHRA	U M V KORLAHI	70	Y	N	N	N	N	N	Y	1
STATE BANK OF INDIA	7601	80	28-05-2024	SAHARSA	KAHRA	MORKAHI TOLA	66	N	N	N	N	Y	N	Y	5
STATE BANK OF INDIA	7601	81	07-06-2024	SAHARSA	SOUR BAZAR	MANJI TOLA	68	N	Y	Y	Y	Y	Y	N	6
STATE BANK OF INDIA	7601	82	10-06-2024	SAHARSA	SOUR BAZAR	SHARMA TOLA	64	Y	Y	N	Y	Y	Y	Y	1
STATE BANK OF INDIA	7601	83	14-06-2024	SAHARSA	KAHRA	YADAV TOLA	66	N	N	N	Y	Y	Y	N	1
STATE BANK OF INDIA	7601	84	15-06-2024	SAHARSA	KAHRA	BASONA	32	N	N	N	N	Y	N	N	5
STATE BANK OF INDIA	7601	85	18-06-2024	SAHARSA	SATTAR KATAIYA	M S NANDLALI	54	Y	N	Y	N	Y	N	Y	1
STATE BANK OF INDIA	7601	86	25-06-2024	SAHARSA	SATTAR KATAIYA	NANDLALI	64	N	Y	N	N	Y	N	N	4
STATE BANK OF INDIA	7801	47	03-04-2024	PURNEA	BARHARA KOTHI	RAGHUBANSH NAGA	52	Y	N	N	N	N	N	N	4
STATE BANK OF INDIA	7801	48	09-04-2024	PURNEA	BHAWANIPUR	AKBARPUR	54	Y	N	N	N	N	N	N	2
STATE BANK OF INDIA	7801	49	15-04-2024	PURNEA	BANMANKHI	SARSI	50	N	N	N	N	N	Y	N	1
STATE BANK OF INDIA	7801	50	20-04-2024	PURNEA	BAISI	BAISI	45	Y	N	N	N	N	Y	N	5
STATE BANK OF INDIA	7801	51	28-04-2024	PURNEA	BANMANKHI	DHARHARA	38	Y	N	N	N	N	Y	N	4
STATE BANK OF INDIA	7801	52	04-05-2024	PURNEA	DHAMDAHA	SANJHAGHAT	75	Y	N	N	N	N	Y	N	1
STATE BANK OF INDIA	7801	53	09-05-2024	PURNEA	BHAWANIPUR	BALLIA	41	Y	N	N	N	N	Y	N	2
STATE BANK OF INDIA	7801	54	14-05-2024	PURNEA	BANMANKHI	MOHANIA	54	Y	N	N	N	N	Y	N	5
STATE BANK OF INDIA	7801	55	17-05-2024	PURNEA	KASBA	SANJHELI	43	N	Y	N	N	N	Y	N	4
STATE BANK OF INDIA	7801	56	18-05-2024	PURNEA	BAISI	KHUTIA KHOKSHA	48	Y	Y	N	N	N	Y	N	1
STATE BANK OF INDIA	7801	57	20-05-2024	PURNEA	DAGRUWA	KUMHARTOLA BARS	56	Y	Y	N	N	N	Y	N	2
STATE BANK OF INDIA	7801	58	27-05-2024	PURNEA	RUPOULI	BAHUTI	56	N	N	N	N	N	N	N	4
STATE BANK OF INDIA	7801	59	06-06-2024	PURNEA	JALALGARH	CHAK	47	N	N	N	N	N	Y	N	5
STATE BANK OF INDIA	7801	60	14-06-2024	PURNEA	PURNEA EAST	MANJHELI	58	Y	Y	Y	N	N	Y	N	5
STATE BANK OF INDIA	7801	61	15-06-2024	PURNEA	BAISI	CHAIRAYA	34	Y	Y	N	N	N	Y	N	4
STATE BANK OF INDIA	7801	62	19-06-2024	PURNEA	ROUTA	BAISI	48	N	Y	N	N	N	Y	N	1
STATE BANK OF INDIA	7801	63	20-06-2024	PURNEA	KRITYANAND NAG	SOURA	37	N	Y	N	N	N	Y	N	1
STATE BANK OF INDIA	7801	64	21-06-2024	PURNEA	BANMANKHI	DHARHARA	46	N	Y	N	N	N	Y	N	5
STATE BANK OF INDIA	7801	65	26-06-2024	PURNEA	SRINAGAR	KHOKHA	51	N	Y	N	N	N	Y	N	4
STATE BANK OF INDIA	7801	66	27-06-2024	PURNEA	BAISI	GANGAR	44	N	Y	N	N	N	Y	N	1

STATE BANK OF INDIA	7801	67	28-06-2024	PURNEA	DAGRUWA	BASDAHA	49	N	Y	Y	N	N	Y	N		4
STATE BANK OF INDIA	7801	68	29-06-2024	PURNEA	DHAMDAHA	MALB	55	N	Y	Y	N	N	Y	N		2
STATE BANK OF INDIA	8301	1	10-04-2024	ARARIA	RANIGANJ	BARBANNA	34	N	N	N	N	N	Y	N		1
STATE BANK OF INDIA	8301	2	16-04-2024	ARARIA	ARARIA	SHIVPURI	31	N	N	N	N	N	Y	N		1
STATE BANK OF INDIA	8301	3	17-04-2024	ARARIA	ARARIA	RSETI ARARIA	35	N	N	N	Y	Y	N	N		4
STATE BANK OF INDIA	8301	4	18-04-2024	ARARIA	ARARIA	RSETI ARARIA	36	N	N	N	Y	Y	N	N		4
STATE BANK OF INDIA	8301	5	19-04-2024	ARARIA	ARARIA	RSETI ARARIA	34	N	N	N	Y	Y	N	N		4
STATE BANK OF INDIA	8301	6	11-05-2024	ARARIA	FORBESGANJ	KIRKICHIA	41	N	N	N	N	N	Y	N		1
STATE BANK OF INDIA	8301	7	15-05-2024	ARARIA	ARARIA	AMJATPUR	43	N	N	N	N	N	Y	N		1
STATE BANK OF INDIA	8301	8	16-05-2024	ARARIA	ARARIA	RSETI ARARIA	30	N	N	N	Y	Y	N	N		4
STATE BANK OF INDIA	8301	9	28-05-2024	ARARIA	SIKTI	SIKTI	29	N	N	N	N	N	N	Y		6
STATE BANK OF INDIA	8301	10	03-05-2024	ARARIA	ARARIA	RAGHUNATHPUR	41	N	N	N	N	N	Y	N		1
STATE BANK OF INDIA	8301	11	15-06-2024	ARARIA	RANIGANJ	GITWAS	40	N	N	N	N	N	Y	N		1
STATE BANK OF INDIA	8301	12	21-06-2024	ARARIA	RANIGANJ	UMV NARAYANPUR	66	Y	N	N	Y	N	N	Y		3
STATE BANK OF INDIA	8301	13	23-06-2024	ARARIA	RANIGANJ	BARBANNA	39	N	N	N	N	N	Y	N		1
STATE BANK OF INDIA	8301	14	24-06-2024	ARARIA	RANIGANJ	PURANIHAT	36	N	N	N	N	N	Y	N		1
STATE BANK OF INDIA	8301	15	26-06-2024	ARARIA	PALASI	BLOCK PALASI	23	Y	N	N	Y	N	N	Y		6
STATE BANK OF INDIA	8301	16	27-06-2024	ARARIA	NARPATGANJ	BLOCK NARPATGAN	47	Y	N	N	Y	N	N	Y		6
CENTRAL BANK OF INDIA	5301	1	18-05-2024	EAST CHAMPARAN	PATAHI	BAKHRI	30	Y	Y	Y	N	N	N	N		1
CENTRAL BANK OF INDIA	5301	2	20-05-2024	EAST CHAMPARAN	MADHUBAN	DAMODARPUR	25	Y	Y	Y	N	N	N	N		1
CENTRAL BANK OF INDIA	5301	3	20-05-2024	EAST CHAMPARAN	MEHSI	KATHIA HARIRAM	30	Y	Y	Y	N	N	N	N		1
CENTRAL BANK OF INDIA	5301	4	20-05-2024	EAST CHAMPARAN	CHIRAIYA	MISHRAULIYA	35	Y	Y	Y	N	N	N	N		1
CENTRAL BANK OF INDIA	5301	5	20-05-2024	EAST CHAMPARAN	MOTIHARI	AJARWA	26	Y	Y	Y	N	N	N	N		1
CENTRAL BANK OF INDIA	5301	6	22-05-2024	EAST CHAMPARAN	PAKRIDAYAL	MADHUBAN	30	Y	Y	Y	N	N	N	N		1
CENTRAL BANK OF INDIA	5301	7	22-05-2024	EAST CHAMPARAN	PAKRIDAYAL	MADHUBAN	35	Y	Y	Y	N	N	N	N		1
CENTRAL BANK OF INDIA	5301	8	24-05-2024	EAST CHAMPARAN	MOTIHARI	MADHOPUR	30	Y	Y	Y	N	N	N	N		1
CENTRAL BANK OF INDIA	5301	9	24-06-2024	EAST CHAMPARAN	MOTIHARI	SEMRA	30	Y	Y	Y	N	N	N	N		1
CENTRAL BANK OF INDIA	5301	10	24-06-2024	EAST CHAMPARAN	MEHSI	BAHADURPUR	35	Y	Y	Y	N	N	N	N		1
CENTRAL BANK OF INDIA	5301	11	24-06-2024	EAST CHAMPARAN	BARWA	RAXAUL	25	Y	Y	Y	N	N	N	N		1
CENTRAL BANK OF INDIA	5301	12	24-06-2024	EAST CHAMPARAN	RAXAUL	PALANWA	30	Y	Y	Y	N	N	N	N		1
CENTRAL BANK OF INDIA	5301	13	24-06-2024	EAST CHAMPARAN	RAMGARHWA	BAUDHA	25	Y	Y	Y	N	N	N	N		1
CENTRAL BANK OF INDIA	5301	14	26-06-2024	EAST CHAMPARAN	PHENHARA	RUPAULIYA	30	Y	Y	Y	N	N	N	N		1
CENTRAL BANK OF INDIA	5301	15	26-06-2024	EAST CHAMPARAN	MOTIHARI	SEMRA	25	Y	Y	Y	N	N	N	N		1
CENTRAL BANK OF INDIA	5301	16	26-06-2024	EAST CHAMPARAN	PIPRAKOTHI	PIPRAKOTHI	30	Y	Y	Y	N	N	N	N		1
CENTRAL BANK OF INDIA	5301	17	26-06-2024	EAST CHAMPARAN	KALYANPUR	PARSHAWANI WAZI	30	Y	Y	Y	N	N	N	N		1
CENTRAL BANK OF INDIA	5401	18	03-06-2024	MADHUBANI	RAJNAGAR	MANGRAUNI	30	Y	Y	Y	N	N	N	N		1
CENTRAL BANK OF INDIA	5401	19	09-06-2024	MADHUBANI	JHANJHARPUR	SUKHET	30	Y	Y	Y	N	N	N	N		1
CENTRAL BANK OF INDIA	5401	20	16-06-2024	MADHUBANI	LAKUHI	NARAHYA	30	Y	Y	Y	N	N	N	N		1
CENTRAL BANK OF INDIA	5701	21	18-04-2024	SIWAN	HUSSAINGANJ	KHARSANGA	22	Y	Y	Y	N	N	N	N		1
CENTRAL BANK OF INDIA	5701	22	30-04-2024	SIWAN	ANDAR	BALLI	15	Y	Y	Y	N	N	N	N		1
CENTRAL BANK OF INDIA	5701	23	10-05-2024	SIWAN	HASANPURA	GOPALPUR	20	Y	Y	Y	N	N	N	N		1
CENTRAL BANK OF INDIA	5701	24	06-06-2024	SIWAN	BARHARIA	KARBALA	25	Y	Y	Y	N	N	N	N		1
CENTRAL BANK OF INDIA	5701	25	24-06-2024	SIWAN	HUSSAINGANJ	MIYA KE BHATKAN	20	Y	Y	Y	N	N	N	N		1
CENTRAL BANK OF INDIA	6201	26	29-06-2024	MUZAFFARPUR	SAHEBGANJ	RAMPUR	57	Y	Y	Y	N	N	N	N		1
CENTRAL BANK OF INDIA	6201	27	21-06-2024	MUZAFFARPUR	MUSAHARI	BELA	107	Y	Y	Y	N	N	N	N		1
CENTRAL BANK OF INDIA	6201	28	04-07-2024	MUZAFFARPUR	KANTI	KANTI	54	Y	Y	Y	N	N	N	N		1
CENTRAL BANK OF INDIA	6301	29	10-05-2024	GOPALGANJ	BARAJLI	BATARDEH	42	Y	N	N	N	N	Y	Y		1
CENTRAL BANK OF INDIA	6301	30	15-05-2024	GOPALGANJ	MANJHAGARH	BANGRA	38	Y	N	N	N	N	Y	Y		1
CENTRAL BANK OF INDIA	6401	31	22-05-2024	WEST CHAMPARAN	BAIRIYA	TADHWA	20	Y	N	N	N	N	Y	Y		1
CENTRAL BANK OF INDIA	6401	32	18-05-2024	WEST CHAMPARAN	NAUTAN	DHUMNAGAR	22	Y	Y	N	N	N	Y	Y		1
CENTRAL BANK OF INDIA	6601	37	23-04-2024	SARAN	EKMA	EKMA	30	Y	Y	Y	N	N	N	N		1
CENTRAL BANK OF INDIA	6601	38	15-05-2024	SARAN	JALALPUR	PUCHRI	22	Y	Y	Y	N	N	N	N		1
CENTRAL BANK OF INDIA	7101	33	16-05-2024	KATIHAR	AMDABAD	ROSHNA	33	Y	Y	N	N	N	Y	Y		1
CENTRAL BANK OF INDIA	7101	34	04-07-2024	KATIHAR	MANIHARI	NARAYANPUR	35	Y	Y	N	N	N	Y	Y		1
CENTRAL BANK OF INDIA	7401	35	31-05-2024	DARBHANGA	BAHUDURPUR	BAHUDURPUR	42	Y	Y	Y	N	N	N	N		1
CENTRAL BANK OF INDIA	7401	36	09-07-2024	DARBHANGA	BAHUDURPUR	MURGAN	30	Y	Y	Y	N	N	N	N		1
CENTRAL BANK OF INDIA	8901	39	29-06-2024	VAISHALI	CHAPRA SADAR	SHYAMCHAK	30	Y	Y	Y	N	N	N	N		1

PUNJAB NATIONAL BANK	3701	71	05-04-2024	KAIMUR	RAMGARH	PIPRA	61	Y	Y	Y	Y	Y	Y	N	4
PUNJAB NATIONAL BANK	3701	72	12-04-2024	KAIMUR	BHAGWANPUR	KASER	68	Y	Y	Y	Y	Y	Y	N	1
PUNJAB NATIONAL BANK	3701	73	18-04-2024	KAIMUR	RAMPUR	JALALPUR	67	Y	Y	Y	Y	Y	Y	N	1
PUNJAB NATIONAL BANK	3701	74	29-04-2024	KAIMUR	BHABUA	MAHUWARI	59	Y	Y	Y	Y	Y	Y	N	4
PUNJAB NATIONAL BANK	3701	75	04-05-2024	KAIMUR	BHAGWANPUR	MOKARAM PACHHIM	68	Y	Y	Y	Y	Y	Y	N	1
PUNJAB NATIONAL BANK	3701	76	16-05-2024	KAIMUR	BHABUA	BARKAKIR	67	Y	Y	Y	Y	Y	Y	N	4
PUNJAB NATIONAL BANK	3701	77	24-05-2024	KAIMUR	CHAND	PAURA	59	Y	Y	Y	Y	Y	Y	N	1
PUNJAB NATIONAL BANK	3701	78	05-06-2024	KAIMUR	MOHANIA	ANWARI (CT)	68	Y	Y	Y	Y	Y	Y	N	4
PUNJAB NATIONAL BANK	3701	79	14-06-2024	KAIMUR	CHAINPUR	AWNKHARA	67	Y	Y	Y	Y	Y	Y	N	4
PUNJAB NATIONAL BANK	3701	80	21-05-2024	KAIMUR	CHAINPUR	FAKHHRABAD	57	Y	Y	Y	Y	Y	Y	N	4
PUNJAB NATIONAL BANK	3701	81	29-06-2024	KAIMUR	BHABUA	MAHUAT	51	Y	Y	Y	Y	Y	Y	N	4
PUNJAB NATIONAL BANK	4501	26	01-04-2024	BUXAR	SIMRI	MAJHWARI	68	Y	Y	Y	Y	Y	Y	N	4
PUNJAB NATIONAL BANK	4501	27	04-04-2024	BUXAR	KESATH	KESATH	55	Y	Y	Y	Y	Y	Y	N	2
PUNJAB NATIONAL BANK	4501	28	12-04-2024	BUXAR	SIMRI	KESHOPUR	59	Y	Y	Y	Y	Y	Y	N	4
PUNJAB NATIONAL BANK	4501	29	19-04-2024	BUXAR	NAWANAGAR	BELAHRI	61	Y	Y	Y	Y	Y	Y	N	4
PUNJAB NATIONAL BANK	4501	30	29-04-2024	BUXAR	DUMRAON	LAKHAN DEHRA	68	Y	Y	Y	Y	Y	Y	N	3
PUNJAB NATIONAL BANK	4501	31	03-05-2024	BUXAR	SIMRI	NEYAZIPUR	45	Y	Y	Y	Y	Y	Y	N	4
PUNJAB NATIONAL BANK	4501	32	06-05-2024	BUXAR	BARHAMPUR	JOGIA	48	Y	Y	Y	Y	Y	Y	N	1
PUNJAB NATIONAL BANK	4501	33	10-05-2024	BUXAR	DUMRAON	BHOJPUR JADID	58	Y	Y	Y	Y	Y	Y	N	4
PUNJAB NATIONAL BANK	4501	34	16-05-2024	BUXAR	JTARHI	NARAYANPUR	57	Y	Y	Y	Y	Y	Y	N	1
PUNJAB NATIONAL BANK	4501	35	27-05-2024	BUXAR	CHAUSA	CHAUSA	51	Y	Y	Y	Y	Y	Y	N	4
PUNJAB NATIONAL BANK	4501	36	03-06-2024	BUXAR	BUXAR	AHIRAULI	65	Y	Y	Y	Y	Y	Y	N	1
PUNJAB NATIONAL BANK	4501	37	10-06-2024	BUXAR	BUXAR	CHURAMANPUR	68	Y	Y	Y	Y	Y	Y	N	4
PUNJAB NATIONAL BANK	4501	38	13-06-2024	BUXAR	SIMRI	BUXAR (NAGAR PA	59	Y	Y	Y	Y	Y	Y	N	4
PUNJAB NATIONAL BANK	4501	39	21-06-2024	BUXAR	RAJPUR	DHANSOI	48	Y	Y	Y	Y	Y	Y	N	4
PUNJAB NATIONAL BANK	4501	40	28-06-2024	BUXAR	CHAUSA	SARENJA	52	Y	Y	Y	Y	Y	Y	N	4
PUNJAB NATIONAL BANK	5102	95	04-04-2024	NALANDA	KARAI PARSURAI	ASTHAWAN	67	Y	Y	Y	Y	Y	Y	N	4
PUNJAB NATIONAL BANK	5102	96	12-04-2024	NALANDA	BIHAR	BIHARSHARIF	57	Y	Y	Y	Y	Y	Y	N	4
PUNJAB NATIONAL BANK	5102	97	19-04-2024	NALANDA	ISLAMPUR	ISLAMPUR	51	Y	Y	Y	Y	Y	Y	N	3
PUNJAB NATIONAL BANK	5102	98	29-04-2024	NALANDA	KARAI PARSURAI	MUZAFFARPUR	65	Y	Y	Y	Y	Y	Y	N	4
PUNJAB NATIONAL BANK	5102	99	04-05-2024	NALANDA	EKANGARSARAI	KESHOPUR	68	Y	Y	Y	Y	Y	Y	N	1
PUNJAB NATIONAL BANK	5102	100	10-05-2024	NALANDA	BIHAR	MEGHI NONGAWAN	59	Y	Y	Y	Y	Y	Y	N	1
PUNJAB NATIONAL BANK	5102	101	16-05-2024	NALANDA	KARAI PARSURAI	TAINIPUR	48	Y	Y	Y	Y	Y	Y	N	1
PUNJAB NATIONAL BANK	5102	102	27-05-2024	NALANDA	KARAI PARSURAI	GANGAURA	67	Y	Y	Y	Y	Y	Y	N	4
PUNJAB NATIONAL BANK	5102	103	03-06-2024	NALANDA	RAJGIR	CHHABILAPUR	49	Y	Y	Y	Y	Y	Y	N	1
PUNJAB NATIONAL BANK	5102	104	10-06-2024	NALANDA	EKANGARSARAI	OP	61	Y	Y	Y	Y	Y	Y	N	4
PUNJAB NATIONAL BANK	5102	105	21-06-2024	NALANDA	PARBALPUR	PILICH	63	Y	Y	Y	Y	Y	Y	N	4
PUNJAB NATIONAL BANK	5201	17	05-04-2024	BHOJPUR	SHAHPUR	KASAP	45	Y	Y	Y	Y	Y	Y	N	4
PUNJAB NATIONAL BANK	5201	18	19-04-2024	BHOJPUR	BARHARA	SINHA	48	Y	Y	Y	Y	Y	Y	N	3
PUNJAB NATIONAL BANK	5201	19	04-05-2024	BHOJPUR	BARHARA	LAUHAR	58	Y	Y	Y	Y	Y	Y	N	4
PUNJAB NATIONAL BANK	5201	20	16-05-2024	BHOJPUR	BARHARA	BAKHORAPUR	57	Y	Y	Y	Y	Y	Y	N	4
PUNJAB NATIONAL BANK	5201	21	30-05-2024	BHOJPUR	AGIAON	RATNARH	51	Y	Y	Y	Y	Y	Y	N	4
PUNJAB NATIONAL BANK	5201	22	07-06-2024	BHOJPUR	KOILWAR	BHOPATPUR	65	Y	Y	Y	Y	Y	Y	N	1
PUNJAB NATIONAL BANK	5201	23	14-06-2024	BHOJPUR	SHAHPUR	LALU AHIR KA DE	59	Y	Y	Y	Y	Y	Y	N	1
PUNJAB NATIONAL BANK	5201	24	24-06-2024	BHOJPUR	GARHANI	DHAMANIAN	68	Y	Y	Y	Y	Y	Y	N	4
PUNJAB NATIONAL BANK	5201	25	28-06-2024	BHOJPUR	UDWANT NAGAR	BIBIGANJ	62	Y	Y	Y	Y	Y	Y	N	1
PUNJAB NATIONAL BANK	5801	1	01-04-2024	AURANGABAD	RAFIGANJ	AMARPURA	68	Y	Y	Y	Y	Y	Y	N	1
PUNJAB NATIONAL BANK	5801	2	04-04-2024	AURANGABAD	NARDIGANJ	WARISALIGANJ (N	59	Y	Y	Y	Y	Y	Y	N	1
PUNJAB NATIONAL BANK	5801	3	10-04-2024	AURANGABAD	AKBARPUR	BAREW	48	Y	Y	Y	Y	Y	Y	N	1
PUNJAB NATIONAL BANK	5801	4	12-04-2024	AURANGABAD	AKBARPUR	MALIKPUR	67	Y	Y	Y	Y	Y	Y	N	4
PUNJAB NATIONAL BANK	5801	5	22-04-2024	AURANGABAD	GOBINDPUR	SUGHARI	52	Y	Y	Y	Y	Y	Y	N	1
PUNJAB NATIONAL BANK	5801	6	03-05-2024	AURANGABAD	GOBINDPUR	BAKSOTI	56	Y	Y	Y	Y	Y	Y	N	4
PUNJAB NATIONAL BANK	5801	7	06-05-2024	AURANGABAD	NAWADA	ORAINA	62	Y	Y	Y	Y	Y	Y	N	4
PUNJAB NATIONAL BANK	5801	8	09-05-2024	AURANGABAD	NARDIGANJ	SOKHDEWARA	52	Y	Y	Y	Y	Y	Y	N	4
PUNJAB NATIONAL BANK	5801	9	15-05-2024	AURANGABAD	AKBARPUR	KULNA	49	Y	Y	Y	Y	Y	Y	N	4
PUNJAB NATIONAL BANK	5801	10	20-05-2024	AURANGABAD	NAWADA	BHADAUNI (CT)	61	Y	Y	Y	Y	Y	Y	N	4
PUNJAB NATIONAL BANK	5801	11	01-06-2024	AURANGABAD	NAWADA	SONSIHARI	63	Y	Y	Y	Y	Y	Y	N	4

PUNJAB NATIONAL BANK	5801	12	05-06-2024	AURANGABAD	NAWADA	BHAGWANPUR	59	Y	Y	Y	Y	Y	Y	N	4
PUNJAB NATIONAL BANK	5801	13	10-06-2024	AURANGABAD	KASHI CHAK	PARBATI	68	Y	Y	Y	Y	Y	Y	N	1
PUNJAB NATIONAL BANK	5801	14	13-06-2024	AURANGABAD	NARDIGANJ	DHONRAH	48	Y	Y	Y	Y	Y	Y	N	1
PUNJAB NATIONAL BANK	5801	15	18-06-2024	AURANGABAD	SIRDALA	LAUN	55	Y	Y	Y	Y	Y	Y	N	1
PUNJAB NATIONAL BANK	5801	16	20-06-2024	AURANGABAD	RAFIGANJ	AMARPURA	65	Y	Y	Y	Y	Y	Y	N	4
PUNJAB NATIONAL BANK	5902	106	03-04-2024	NAWADA	MAKHDUMPUR	SAREN	59	Y	Y	Y	Y	Y	Y	N	4
PUNJAB NATIONAL BANK	5902	107	12-04-2024	NAWADA	RATNI FARIDPUR	BAURI	68	Y	Y	Y	Y	Y	Y	N	4
PUNJAB NATIONAL BANK	5902	108	22-04-2024	NAWADA	HULASGANJ	TIRA	67	Y	Y	Y	Y	Y	Y	N	4
PUNJAB NATIONAL BANK	5902	109	26-04-2024	NAWADA	KAKO	BARA	57	Y	Y	Y	Y	Y	Y	N	4
PUNJAB NATIONAL BANK	5902	110	29-04-2024	NAWADA	KAKO	HAIJIPUR	51	Y	Y	Y	Y	Y	Y	N	4
PUNJAB NATIONAL BANK	5902	111	02-05-2024	NAWADA	KAKO	NONAHI	65	Y	Y	Y	Y	Y	Y	N	3
PUNJAB NATIONAL BANK	5902	112	06-05-2024	NAWADA	GHOSHI	SONWAN	68	Y	Y	Y	Y	Y	Y	N	4
PUNJAB NATIONAL BANK	5902	113	13-05-2024	NAWADA	KAKO	MANSUR CHAK	59	Y	Y	Y	Y	Y	Y	N	1
PUNJAB NATIONAL BANK	5902	114	20-05-2024	NAWADA	MAKHDUMPUR	MAKARPUR	48	Y	Y	Y	Y	Y	Y	N	1
PUNJAB NATIONAL BANK	5902	115	01-06-2024	NAWADA	MODANGANJ	DHOBRI	67	Y	Y	Y	Y	Y	Y	N	1
PUNJAB NATIONAL BANK	5902	116	10-06-2024	NAWADA	MAKHDUMPUR	PANPU	52	Y	Y	Y	Y	Y	Y	N	4
PUNJAB NATIONAL BANK	5902	117	14-06-2024	NAWADA	RATNI FARIDPUR	SALARPUR	56	Y	Y	Y	Y	Y	Y	N	1
PUNJAB NATIONAL BANK	5902	118	21-06-2024	NAWADA	HULASGANJ	KEUR	62	Y	Y	Y	Y	Y	Y	N	4
PUNJAB NATIONAL BANK	5902	119	28-06-2024	NAWADA	HULASGANJ	SISARA	52	Y	Y	Y	Y	Y	Y	N	4
PUNJAB NATIONAL BANK	6002	120	01-04-2024	PATNA	MANER	MASAUHRI (NAGAR	49	Y	Y	Y	Y	Y	Y	N	4
PUNJAB NATIONAL BANK	6002	121	04-04-2024	PATNA	KHUSRUPUR	BAIKATPUR	61	Y	Y	Y	Y	Y	Y	N	4
PUNJAB NATIONAL BANK	6002	122	12-04-2024	PATNA	MANER	JANIPUR	48	Y	Y	Y	Y	Y	Y	N	4
PUNJAB NATIONAL BANK	6002	123	19-04-2024	PATNA	FATWAH	DUMRI	67	Y	Y	Y	Y	Y	Y	N	3
PUNJAB NATIONAL BANK	6002	124	22-04-2024	PATNA	PATNA RURAL	PATNA (M CORP.	49	Y	Y	Y	Y	Y	Y	N	4
PUNJAB NATIONAL BANK	6002	125	29-04-2024	PATNA	DINAPUR-CUM-KHA	PATLAPUR	61	Y	Y	Y	Y	Y	Y	N	4
PUNJAB NATIONAL BANK	6002	126	04-05-2024	PATNA	GHOSWARI	SAMAYA NO 5 (SA	63	Y	Y	Y	Y	Y	Y	N	4
PUNJAB NATIONAL BANK	6002	127	10-05-2024	PATNA	KHUSRUPUR	MOHSINPUR	59	Y	Y	Y	Y	Y	Y	N	1
PUNJAB NATIONAL BANK	6002	128	15-05-2024	PATNA	BAKHTIARPUR	RUPAS MAHAGI	68	Y	Y	Y	Y	Y	Y	N	1
PUNJAB NATIONAL BANK	6002	129	18-05-2024	PATNA	BIHTA	PARKHOTIMPUR PA	67	Y	Y	Y	Y	Y	Y	N	1
PUNJAB NATIONAL BANK	6002	130	23-05-2024	PATNA	MASAUHRI	SHAHABAD	57	Y	Y	Y	Y	Y	Y	N	4
PUNJAB NATIONAL BANK	6002	131	01-06-2024	PATNA	BIKRAM	BENI BIGHA	51	Y	Y	Y	Y	Y	Y	N	1
PUNJAB NATIONAL BANK	6002	132	06-06-2024	PATNA	PALIGANJ	KALYANPUR	65	Y	Y	Y	Y	Y	Y	N	4
PUNJAB NATIONAL BANK	6002	133	12-06-2024	PATNA	DHANARUA	PABHERA	68	Y	Y	Y	Y	Y	Y	N	4
PUNJAB NATIONAL BANK	6002	134	15-06-2024	PATNA	BARH	TALIBPUR	59	Y	Y	Y	Y	Y	Y	N	4
PUNJAB NATIONAL BANK	6002	135	19-06-2024	PATNA	BIHTA	BELA	48	Y	Y	Y	Y	Y	Y	N	4
PUNJAB NATIONAL BANK	6002	136	24-06-2024	PATNA	NAUBATPUR	CHAK CHICHAUL	67	Y	Y	Y	Y	Y	Y	N	4
PUNJAB NATIONAL BANK	7002	41	03-04-2024	GAYA	BARHAT	TOLA PARSATARI	56	Y	Y	Y	Y	Y	Y	N	4
PUNJAB NATIONAL BANK	7002	42	06-04-2024	GAYA	ISLAMNAGAR ALIG	BARHAT	62	Y	Y	Y	Y	Y	Y	N	4
PUNJAB NATIONAL BANK	7002	43	12-04-2024	GAYA	MUHRA	GEHLAUR	52	Y	Y	Y	Y	Y	Y	N	4
PUNJAB NATIONAL BANK	7002	44	18-04-2024	GAYA	IMAMGANJ	CHHAKAR BANDHA	49	Y	Y	Y	Y	Y	Y	N	4
PUNJAB NATIONAL BANK	7002	45	02-05-2024	GAYA	FATEHPUR	NAUDIHA	61	Y	Y	Y	Y	Y	Y	N	3
PUNJAB NATIONAL BANK	7002	46	10-05-2024	GAYA	ISLAMNAGAR ALIG	MARICHA	63	Y	Y	Y	Y	Y	Y	N	4
PUNJAB NATIONAL BANK	7002	47	18-05-2024	GAYA	BARACHATTI	CHHOTKI CHANPI	59	Y	Y	Y	Y	Y	Y	N	1
PUNJAB NATIONAL BANK	7002	48	24-05-2024	GAYA	BARACHATTI	SISIATARI SALOT	68	Y	Y	Y	Y	Y	Y	N	1
PUNJAB NATIONAL BANK	7002	49	03-06-2024	GAYA	BARACHATTI	SISIATARI SALOT	62	Y	Y	Y	Y	Y	Y	N	4
PUNJAB NATIONAL BANK	7002	50	07-06-2024	GAYA	BARACHATTI	BHITIAHI	52	Y	Y	Y	Y	Y	Y	N	1
PUNJAB NATIONAL BANK	7002	51	15-06-2024	GAYA	IMAMGANJ	PASEWA	49	Y	Y	Y	Y	Y	Y	N	4
PUNJAB NATIONAL BANK	7002	52	21-06-2024	GAYA	WAZIRGANJ	BICHHA	61	Y	Y	Y	Y	Y	Y	N	1
PUNJAB NATIONAL BANK	7002	53	26-06-2024	GAYA	ISLAMNAGAR ALIG	MAJOS	63	Y	Y	Y	Y	Y	Y	N	4
PUNJAB NATIONAL BANK	7002	54	29-06-2024	GAYA	BELAGANJ	LACHHMIPUR	59	Y	Y	Y	Y	Y	Y	N	4
PUNJAB NATIONAL BANK	7502	82	03-04-2024	LAKHISARAI	CHANAN*	KUMADAR	65	Y	Y	Y	Y	Y	Y	N	1
PUNJAB NATIONAL BANK	7502	83	06-04-2024	LAKHISARAI	BARAHIYA	SANGRAMPUR	68	Y	Y	Y	Y	Y	Y	N	4
PUNJAB NATIONAL BANK	7502	84	19-04-2024	LAKHISARAI	PIPARIYA	SAIDPURA	59	Y	Y	Y	Y	Y	Y	N	1
PUNJAB NATIONAL BANK	7502	85	22-04-2024	LAKHISARAI	CHANAN*	BASUA CHAK	48	Y	Y	Y	Y	Y	Y	N	1
PUNJAB NATIONAL BANK	7502	86	03-05-2024	LAKHISARAI	LAKHISARAI	BILAURI	52	Y	Y	Y	Y	Y	Y	N	4
PUNJAB NATIONAL BANK	7502	87	06-05-2024	LAKHISARAI	BARAHIYA	SARMA	56	Y	Y	Y	Y	Y	Y	N	1
PUNJAB NATIONAL BANK	7502	88	10-05-2024	LAKHISARAI	BARAHIYA	LAKHISARAI (NAG	62	Y	Y	Y	Y	Y	Y	N	4

PUNJAB NATIONAL BANK	7502	89	17-05-2024	LAKHISARAI	SURAJGARHA	GHUSET	52	Y	Y	Y	Y	Y	Y	N	1
PUNJAB NATIONAL BANK	7502	90	20-05-2024	LAKHISARAI	SURAJGARHA	MANO	49	Y	Y	Y	Y	Y	Y	N	4
PUNJAB NATIONAL BANK	7502	91	22-05-2024	LAKHISARAI	LAKHISARAI	DAMODARPUR	61	Y	Y	Y	Y	Y	Y	N	4
PUNJAB NATIONAL BANK	7502	92	24-05-2024	LAKHISARAI	RAMGARH CHOWK	MAHSAURA	63	Y	Y	Y	Y	Y	Y	N	4
PUNJAB NATIONAL BANK	7502	93	03-06-2024	LAKHISARAI	SURAJGARHA	MANIKPUR	59	Y	Y	Y	Y	Y	Y	N	4
PUNJAB NATIONAL BANK	7502	94	07-06-2024	LAKHISARAI	RAMGARH CHOWK	DUDI	68	Y	Y	Y	Y	Y	Y	N	4
PUNJAB NATIONAL BANK	8102	55	03-04-2024	JEHANABAD	DAUDNAGAR	BHAKHARUA	68	Y	Y	Y	Y	Y	Y	N	4
PUNJAB NATIONAL BANK	8102	56	06-04-2024	JEHANABAD	NABINAGAR	CHANDAR GARH	67	Y	Y	Y	Y	Y	Y	N	4
PUNJAB NATIONAL BANK	8102	57	13-04-2024	JEHANABAD	OBRA	OBRA (CT)	65	Y	Y	Y	Y	Y	Y	N	1
PUNJAB NATIONAL BANK	8102	58	18-04-2024	JEHANABAD	OBRA	SADIPUR	61	Y	Y	Y	Y	Y	Y	N	4
PUNJAB NATIONAL BANK	8102	59	04-05-2024	JEHANABAD	DEO	BALUGANJ BARAND	68	Y	Y	Y	Y	Y	Y	N	1
PUNJAB NATIONAL BANK	8102	60	10-05-2024	JEHANABAD	KUTUMBA	MUJAHIDA	57	Y	Y	Y	Y	Y	Y	N	4
PUNJAB NATIONAL BANK	8102	61	13-05-2024	JEHANABAD	DAUDNAGAR	CHAUNRI	51	Y	Y	Y	Y	Y	Y	N	1
PUNJAB NATIONAL BANK	8102	62	17-05-2024	JEHANABAD	DAUDNAGAR	SHAMSHERNAGAR	65	Y	Y	Y	Y	Y	Y	N	4
PUNJAB NATIONAL BANK	8102	63	20-05-2024	JEHANABAD	OBRA	SONHAULI	68	Y	Y	Y	Y	Y	Y	N	4
PUNJAB NATIONAL BANK	8102	64	23-05-2024	JEHANABAD	MADANPUR	BERI	59	Y	Y	Y	Y	Y	Y	N	4
PUNJAB NATIONAL BANK	8102	65	01-06-2024	JEHANABAD	HASPURA	SIHARI KHURD	48	Y	Y	Y	Y	Y	Y	N	4
PUNJAB NATIONAL BANK	8102	66	05-06-2024	JEHANABAD	DAUDNAGAR	TARARI	52	Y	Y	Y	Y	Y	Y	N	4
PUNJAB NATIONAL BANK	8102	67	10-06-2024	JEHANABAD	NABINAGAR	HARIHAR URDANA	56	Y	Y	Y	Y	Y	Y	N	4
PUNJAB NATIONAL BANK	8102	68	15-06-2024	JEHANABAD	NABINAGAR	SASNA	62	Y	Y	Y	Y	Y	Y	N	3
PUNJAB NATIONAL BANK	8102	69	20-06-2024	JEHANABAD	DAUDNAGAR	MAHAWAR	52	Y	Y	Y	Y	Y	Y	N	4
PUNJAB NATIONAL BANK	8102	70	26-06-2024	JEHANABAD	DEO	MAJHAULI	49	Y	Y	Y	Y	Y	Y	N	4
PUNJAB NATIONAL BANK	10901	137	03-04-2024	ARWAL	ARWAL	BARA	67	Y	Y	Y	Y	Y	Y	N	4
PUNJAB NATIONAL BANK	10901	138	12-04-2024	ARWAL	ARWAL	AMRA	49	Y	Y	Y	Y	Y	Y	N	4
PUNJAB NATIONAL BANK	10901	139	20-04-2024	ARWAL	ARWAL	BHADASI	61	Y	Y	Y	Y	Y	Y	N	4
PUNJAB NATIONAL BANK	10901	140	02-05-2024	ARWAL	ARWAL	PARASI	63	Y	Y	Y	Y	Y	Y	N	4
PUNJAB NATIONAL BANK	10901	141	10-05-2024	ARWAL	KALER	BATH	59	Y	Y	Y	Y	Y	Y	N	3
PUNJAB NATIONAL BANK	10901	142	17-05-2024	ARWAL	KALER	GOIND	68	Y	Y	Y	Y	Y	Y	N	4
PUNJAB NATIONAL BANK	10901	143	27-05-2024	ARWAL	KALER	KONI	67	Y	Y	Y	Y	Y	Y	N	1
PUNJAB NATIONAL BANK	10901	144	03-06-2024	ARWAL	KARPI	CHAUHAR	57	Y	Y	Y	Y	Y	Y	N	1
PUNJAB NATIONAL BANK	10901	145	10-06-2024	ARWAL	KARPI	KEAL	51	Y	Y	Y	Y	Y	Y	N	1
PUNJAB NATIONAL BANK	10901	146	18-06-2024	ARWAL	KURTHA	LARI	65	Y	Y	Y	Y	Y	Y	N	4
PUNJAB NATIONAL BANK	10901	147	21-06-2024	ARWAL	KURTHA	PIRHI	68	Y	Y	Y	Y	Y	Y	N	1
CANARA BANK	79	1	02-04-2024	SHEIKHPURA	ARIYARI	HUSSAINABAD	47	N	N	N	N	N	Y	Y	5
CANARA BANK	79	2	03-04-2024	SHEIKHPURA	CHEWARA	CHAKANDRA	30	N	N	N	N	N	Y	Y	4
CANARA BANK	79	3	04-04-2024	SHEIKHPURA	ARIYARI	MAHULI	50	N	N	N	N	N	Y	Y	1
CANARA BANK	79	4	05-04-2024	SHEIKHPURA	BARBIGHA	MALDAH	52	N	N	N	N	N	Y	Y	5
CANARA BANK	79	5	05-04-2024	SHEIKHPURA	BARBIGHA	KHALILCHAK	35	N	N	N	N	N	Y	Y	4
CANARA BANK	79	6	06-04-2024	SHEIKHPURA	SHEIKHPURA	MAHADEV NAGAR	22	N	N	N	N	N	Y	Y	6
CANARA BANK	79	7	06-04-2024	SHEIKHPURA	BARBIGHA	DBGB RAMZANPUR	60	N	N	N	N	N	Y	Y	6
CANARA BANK	79	8	08-04-2024	SHEIKHPURA	S SARAI	CB S SARAI	40	N	N	N	N	N	Y	Y	6
CANARA BANK	79	9	08-04-2024	SHEIKHPURA	S SARAI	NIMI	30	N	N	N	N	N	Y	Y	2
CANARA BANK	79	10	09-04-2024	SHEIKHPURA	BARBIGHA	SADIKPUR	53	N	N	N	N	N	Y	Y	2
CANARA BANK	79	11	09-04-2024	SHEIKHPURA	BARBIGHA	JAGDISHPUR	25	N	N	N	N	N	Y	Y	1
CANARA BANK	79	12	10-04-2024	SHEIKHPURA	SHEIKHPURA	HATHIYAWAN	45	N	N	N	N	N	Y	Y	1
CANARA BANK	79	13	10-04-2024	SHEIKHPURA	SHEIKHPURA	RAMRAIPUR	27	N	N	N	N	N	Y	Y	1
CANARA BANK	79	14	26-04-2024	SHEIKHPURA	G KUSUMBHA	CB DIH KUSUMBHA	24	Y	N	N	N	N	Y	Y	6
CANARA BANK	79	15	06-05-2024	SHEIKHPURA	BARBIGHA	GODDIH	40	N	N	N	N	N	Y	Y	4
CANARA BANK	79	16	07-05-2024	SHEIKHPURA	SHEIKHPURA	LBO SHEIKHPURA	67	Y	N	N	N	N	Y	Y	1
CANARA BANK	79	17	07-05-2024	SHEIKHPURA	CHEWARA	BLOCK OFFICE CH	10	Y	N	N	Y	Y	N	Y	6
CANARA BANK	79	18	08-05-2024	SHEIKHPURA	BARBIGHA	SAMAS	45	N	N	N	N	N	Y	Y	2
CANARA BANK	79	19	08-05-2024	SHEIKHPURA	G KUSUMBHA	BLOCK OFFICE G	13	Y	N	N	Y	Y	N	Y	6
CANARA BANK	79	20	09-05-2024	SHEIKHPURA	BARBIGHA	KUTAUTH	57	N	N	N	N	N	Y	Y	1
CANARA BANK	79	21	09-05-2024	SHEIKHPURA	BARBIGHA	KUSERHI	52	N	N	N	N	N	Y	Y	1
CANARA BANK	79	22	09-05-2024	SHEIKHPURA	BARBIGHA	DHARSENI	45	N	N	N	N	N	Y	Y	2
CANARA BANK	79	23	09-05-2024	SHEIKHPURA	BARBIGHA	BLOCK OFFICE BA	16	Y	N	Y	Y	Y	N	Y	6
CANARA BANK	79	24	10-05-2024	SHEIKHPURA	S SARAI	BLOCK OFFICE S	10	Y	N	Y	Y	Y	N	Y	6



CANARA BANK	79	25	14-05-2024	SHEIKHPURA	ARIYARI	BLOCK OFFICE AR	16	Y	N	Y	Y	Y	N	Y	6
CANARA BANK	79	26	15-05-2024	SHEIKHPURA	SHEIKHPURA	BLOCK OFFICE SH	15	Y	N	N	Y	Y	N	Y	6
CANARA BANK	79	27	16-05-2024	SHEIKHPURA	SHEIKHPURA	DISTRICT COLLEC	35	Y	Y	Y	Y	Y	N	Y	6
CANARA BANK	79	28	21-05-2024	SHEIKHPURA	BARBIGHA	TOIGARH PANK	45	N	N	N	N	N	N	Y	1
CANARA BANK	79	29	22-05-2024	SHEIKHPURA	SHEIKHPURA	KATARI	38	N	N	N	N	Y	N	Y	4
CANARA BANK	79	30	22-05-2024	SHEIKHPURA	G KUSUMBHA	GAGAU	40	N	N	N	N	N	N	Y	5
CANARA BANK	79	31	23-05-2024	SHEIKHPURA	ARIYARI	SASWAHNA	40	N	N	N	N	N	N	Y	1
CANARA BANK	79	32	23-05-2024	SHEIKHPURA	ARIYARI	BELCHHI	37	N	N	N	N	N	N	Y	2
CANARA BANK	79	33	29-05-2024	SHEIKHPURA	S SARAI	AMBARI	18	N	N	N	N	N	N	Y	1
CANARA BANK	79	34	03-06-2024	SHEIKHPURA	SHEIKHPURA	MANDAL KARA	32	Y	N	N	N	N	Y	Y	6
CANARA BANK	79	35	04-06-2024	SHEIKHPURA	ARIYARI	SASWAHNA AND BL	20	N	N	N	Y	N	N	Y	6
CANARA BANK	79	36	05-06-2024	SHEIKHPURA	SHEIKHPURA	MANDAL KARA SHE	22	Y	N	N	N	N	Y	Y	1
CANARA BANK	79	37	10-06-2024	SHEIKHPURA	G KUSUMBHA	BLOCK OFFICE G	25	Y	N	N	Y	N	N	Y	6
CANARA BANK	79	38	10-06-2024	SHEIKHPURA	G KUSUMBHA	CANARA BANK DIH	6	Y	N	N	N	N	Y	Y	6
CANARA BANK	79	39	11-06-2024	SHEIKHPURA	ARIYARI	IDBI BRANCH HUS	7	Y	N	N	Y	N	N	Y	6
CANARA BANK	79	40	12-06-2024	SHEIKHPURA	BARBIGHA	RAJAU	12	N	N	N	N	N	N	Y	2
CANARA BANK	79	41	19-06-2024	SHEIKHPURA	SHEIKHPURA	CFL BAZITPUR	10	Y	N	N	N	N	N	Y	6
CANARA BANK	79	42	20-06-2024	SHEIKHPURA	G KUSUMBHA	BELONI	15	N	N	N	N	N	N	Y	5
CANARA BANK	79	43	21-06-2024	SHEIKHPURA	BARBIGHA	MUSAPUR	45	N	N	N	N	N	N	Y	5
CANARA BANK	79	44	21-06-2024	SHEIKHPURA	BARBIGHA	KABIRPURA	42	N	N	N	N	N	N	Y	1
CANARA BANK	79	45	26-06-2024	SHEIKHPURA	BARBIGHA	MIRZAPUR	33	N	N	N	N	N	N	Y	1
CANARA BANK	79	46	26-06-2024	SHEIKHPURA	G KUSUMBHA	BHADAUSI	37	N	N	N	N	N	N	Y	1
UCO BANK	8001	1	03-04-2024	BHAGALPUR	KAHALGAON	EKDARA	51	N	N	N	N	N	Y	Y	
UCO BANK	8001	2	04-04-2024	BHAGALPUR	NATH NAGAR	KAJRALI	63	Y	N	N	Y	N	Y	Y	
UCO BANK	8001	3	05-04-2024	BHAGALPUR	SANHAULA	TARAR	60	N	N	N	N	N	Y	Y	
UCO BANK	8001	4	06-04-2024	BHAGALPUR	SABOUR	JICHU	64	Y	N	N	N	N	Y	Y	
UCO BANK	8001	5	08-04-2024	BHAGALPUR	PIRPAINTI	MANIKPUR	51	Y	N	N	Y	N	Y	Y	
UCO BANK	8001	6	09-04-2024	BHAGALPUR	PIRPAINTI	PAYALPUR	32	N	N	N	Y	N	Y	Y	
UCO BANK	8001	7	10-04-2024	BHAGALPUR	KAHALGAON	EKCHARI	48	N	N	N	N	N	Y	Y	
UCO BANK	8001	8	12-04-2024	BHAGALPUR	SABOUR	BAHADURPUR	29	Y	N	N	Y	N	Y	Y	
UCO BANK	8001	9	15-04-2024	BHAGALPUR	PIRPAINTI	GOHAR	50	N	N	N	N	N	Y	Y	
UCO BANK	8001	10	16-04-2024	BHAGALPUR	KAHALGAON	KAHALGAON	50	Y	N	N	Y	N	Y	Y	
UCO BANK	8001	11	18-04-2024	BHAGALPUR	KAHALGAON	NTPC KAHALGAON	34	Y	N	N	N	N	Y	Y	
UCO BANK	8001	12	19-04-2024	BHAGALPUR	SABOUR	FATEHPUR	36	Y	N	N	N	N	Y	Y	
UCO BANK	8001	13	20-04-2024	BHAGALPUR	PIRPAINTI	BUDHUCHAK	49	Y	N	N	N	N	Y	Y	
UCO BANK	8001	14	22-04-2024	BHAGALPUR	KAHALGAON	NANDLALPUR	34	Y	N	N	N	N	Y	Y	
UCO BANK	8001	15	23-04-2024	BHAGALPUR	SABOUR	SABOUR	53	Y	N	N	Y	N	Y	Y	
UCO BANK	8001	16	29-04-2024	BHAGALPUR	PIRPAINTI	FAUZDARI	80	N	N	N	N	N	Y	Y	
UCO BANK	8001	17	02-05-2024	BHAGALPUR	PIRPAINTI	BARAHAT	40	N	N	N	N	N	Y	Y	
UCO BANK	8001	18	04-05-2024	BHAGALPUR	KAHALGAON	NTPC KAHALGAON	29	N	N	N	N	N	Y	Y	
UCO BANK	8001	19	07-05-2024	BHAGALPUR	KAHALGAON	EKCHARI	55	N	N	N	N	N	Y	Y	
UCO BANK	8001	20	08-05-2024	BHAGALPUR	KAHALGAON	NANDLALPUR	44	N	N	N	N	N	Y	Y	
UCO BANK	8001	21	09-05-2024	BHAGALPUR	SANHAULA	SANOKHAR HAT	37	N	N	N	N	N	Y	Y	
UCO BANK	8001	22	10-05-2024	BHAGALPUR	KAHALGAON	KAHALGAON	33	N	N	N	Y	N	Y	Y	
UCO BANK	8001	23	12-05-2024	BHAGALPUR	PIRPAINTI	PYALPUR	36	N	N	N	N	N	Y	Y	
UCO BANK	8001	24	13-05-2024	BHAGALPUR	SABOUR	BAHADURPUR	46	N	N	N	N	N	Y	Y	
UCO BANK	8001	25	14-05-2024	BHAGALPUR	KAHALGAON	KAHALGAON	30	N	N	N	Y	N	Y	Y	
UCO BANK	8001	26	15-05-2024	BHAGALPUR	PIRPAINTI	BAKHARPUR	38	N	N	N	Y	N	Y	Y	
UCO BANK	8001	27	16-05-2024	BHAGALPUR	KAHALGAON	KISHUNDASPUR	36	N	N	N	N	N	Y	Y	
UCO BANK	8001	28	20-05-2024	BHAGALPUR	SABOUR	LODIPUR	46	Y	N	N	N	N	Y	Y	
UCO BANK	8001	29	21-05-2024	BHAGALPUR	PIRPAINTI	BUDHUCHAK	38	N	N	N	N	N	Y	Y	
UCO BANK	8001	30	22-05-2024	BHAGALPUR	SANHAULA	TARAR	47	N	N	N	N	N	Y	Y	
UCO BANK	8001	31	23-05-2024	BHAGALPUR	KAHALGAON	KAHALGAON	48	N	N	N	N	N	Y	Y	
UCO BANK	8001	32	24-05-2024	BHAGALPUR	PIRPAINTI	DHANAURA	34	N	N	N	N	N	Y	Y	
UCO BANK	8001	33	27-05-2024	BHAGALPUR	PIRPAINTI	BARAHAT	57	N	N	N	N	N	Y	Y	
UCO BANK	8001	34	29-05-2024	BHAGALPUR	PIRPAINTI	PIRPAINTI	29	N	N	N	N	N	Y	Y	
UCO BANK	8001	35	01-06-2024	BHAGALPUR	SHAHKUND	SHAHKUND	50	Y	N	N	N	N	Y	Y	

UCO BANK	8001	36	03-06-2024	BHAGALPUR	PIRPAINTI	PYALAPUR	34	N	N	N	N	N	Y	Y	
UCO BANK	8001	37	06-06-2024	BHAGALPUR	KAHALGAON	KISHUNDASPUR	33	N	N	N	N	N	Y	Y	
UCO BANK	8001	38	07-06-2024	BHAGALPUR	PIRPAINTI	BUDHUHCHAK	36	N	N	N	N	N		Y	
UCO BANK	8001	39	08-06-2024	BHAGALPUR	SABOUIR	BAHADURPUR	38	Y	N	N	N	N	Y	Y	
UCO BANK	8001	40	09-06-2024	BHAGALPUR	KAHALGAON	EKCHARI	60	N	N	N	N	N	Y	Y	
UCO BANK	8001	41	12-06-2024	BHAGALPUR	KAHALGAON	NTPC KAHALGAON	39	N	N	N	N	N	Y	Y	
UCO BANK	8001	42	14-06-2024	BHAGALPUR	PIRPAINTI	BARAHAT	34	N	N	N	N	N	Y	Y	
UCO BANK	8001	43	15-06-2024	BHAGALPUR	PIRPAINTI	FAUZDARI	31	N	N	N	N	N	Y	Y	
UCO BANK	8001	44	16-06-2024	BHAGALPUR	SANHAULA	TARAR	42	Y	N	N	N	N	Y	Y	
UCO BANK	8001	45	17-06-2024	BHAGALPUR	KAHALGAON	KAHALGAON	36	N	N	N	Y	N	Y	Y	
UCO BANK	8001	46	19-06-2024	BHAGALPUR	SABOUR	FATEHPUR	36	N	N	N	N	N	Y	Y	
UCO BANK	8001	47	21-06-2024	BHAGALPUR	SANOKHARHAT	SANOKHAR HAT	36	N	N	N	N	N	Y	Y	
UCO BANK	8001	48	22-06-2024	BHAGALPUR	PIRPAINTI	DHANAURA	37	N	N	N	N	N	Y	Y	
UCO BANK	8001	49	23-06-2024	BHAGALPUR	KAHALGAON	NANDLALPUR	34	N	N	N	N	N	Y	Y	
UCO BANK	8001	50	25-06-2024	BHAGALPUR	PIRPAINTI	PIRPAINTI	42	N	N	N	Y	N	Y	Y	
BANK OF BARODA	5500	1	01-01-0001	SITAMARHI	DUMRA	LKAXMIPUR	24	N	N	N	Y	Y	Y	Y	4
BANK OF BARODA	5500	2	03-04-2024	SITAMARHI	DUMRA	RIKHAULI	23	Y	Y	N	N	Y	N	Y	1
BANK OF BARODA	5500	3	05-04-2024	SITAMARHI	CHORAUT	CHORAUT	34	Y	Y	N	N	N	Y	Y	2
BANK OF BARODA	5500	4	06-04-2024	SITAMARHI	DUMRA	KACHBACHHIPUR	35	Y	N	N	Y	Y	Y	Y	4
BANK OF BARODA	5500	5	04-05-2024	SITAMARHI	RIGA	BATRAULIYA	28	Y	Y	N	N	N	Y	Y	4
BANK OF BARODA	5500	6	13-05-2024	SITAMARHI	PARIHAR	DEMUA	35	N	Y	N	Y	Y	Y	Y	4
BANK OF BARODA	5500	7	20-05-2024	SITAMARHI	DUMRA	LAXMIPUR	30	Y	N	N	Y	N	Y	Y	1
BANK OF BARODA	5500	8	04-06-2024	SITAMARHI	CHORAUT	AMANPUR	32	Y	Y	N	N	Y	Y	Y	2
BANK OF BARODA	5500	9	20-06-2024	SITAMARHI	DUMRA	KUMHRA VISHANPU	40	Y	Y	N	Y	N	Y	Y	2
BANK OF BARODA	5500	10	27-06-2024	SITAMARHI	SURSAND	MALAH	25	N	N	N	N	N	Y	Y	1
BANK OF BARODA	6500	1	02-04-2024	SHEOHAR	PIPRAHI	KUNWA	16	N	N	N	N	N	Y	N	3
BANK OF BARODA	6500	2	03-04-2024	SHEOHAR	PIPRAHI	MEENAPUR BALAHA	16	N	N	N	N	N	Y	N	4
BANK OF BARODA	6500	3	04-04-2024	SHEOHAR	PIPRAHI	HARPUR	15	N	N	N	N	N	Y	N	4
BANK OF BARODA	6500	4	18-04-2024	SHEOHAR	PIPRAHI	SARSOLA KHURD	40	Y	N	N	N	N	Y	Y	1
BANK OF BARODA	6500	5	06-05-2024	SHEOHAR	PIPRAHI	BALHA	19	N	N	N	N	N	Y	N	1
BANK OF BARODA	6500	6	08-05-2024	SHEOHAR	PIPRAHI	SARSOLA	27	N	N	N	N	N	N	Y	1
BANK OF BARODA	6500	7	13-05-2024	SHEOHAR	PIPRAHI	BALHA	27	Y	N	N	N	N	N	N	1
BANK OF BARODA	6500	8	14-05-2024	SHEOHAR	PIPRAHI	SARSOLA KHURD	28	Y	N	N	N	N	Y	Y	1
BANK OF BARODA	6500	9	01-06-2024	SHEOHAR	PIPRAHI	NISHORHA	26	Y	N	N	N	N	N	N	1
BANK OF BARODA	6500	10	19-06-2024	SHEOHAR	TARIYANI	SALEMPUR	29	Y	N	N	N	N	Y	Y	4
BANK OF BARODA	6500	11	24-06-2024	SHEOHAR	SHEOHAR	MOHARI	14	N	N	N	N	N	N	N	3
BANK OF BARODA	6500	12	27-06-2024	SHEOHAR	SHEOHAR	KAIRWA	13	N	N	N	N	N	Y	N	3
BANK OF BARODA	6500	13	29-06-2024	SHEOHAR	SHEOHAR	MOHARIYA	13	N	N	N	N	N	Y	N	3
UNION BANK OF INDIA	5501	1	04-04-2024	SAMASTIPUR	SAMASTIPUR	KASHIPUR	28	Y	N	N	Y	Y	Y	N	4
UNION BANK OF INDIA	5501	2	08-04-2024	SAMASTIPUR	SAMASTIPUR	DHURLAK	56	Y	N	N	N	Y	Y	N	1
UNION BANK OF INDIA	5501	3	10-04-2024	SAMASTIPUR	SARAIANJAN	BANGHARA	38	Y	N	N	N	Y	Y	N	6
UNION BANK OF INDIA	5501	4	12-07-2024	SAMASTIPUR	PUSA	MORSAND	26	Y	N	N	N	N	N	N	1
UNION BANK OF INDIA	5501	5	14-04-2024	SAMASTIPUR	UJIYARPUR	SANATANPUR	61	N	N	N	N	N	N	N	6
UNION BANK OF INDIA	5501	6	25-04-2024	SAMASTIPUR	SARAIANJAN	AKHTIYARPUR	38	Y	N	N	Y	Y	Y	N	2
UNION BANK OF INDIA	5501	7	20-05-2024	SAMASTIPUR	KALYANPUR	MUKTAPUR	59	Y	N	Y	N	Y	Y	N	1
UNION BANK OF INDIA	5501	8	24-05-2024	SAMASTIPUR	WARISHNAGAR	NAGARBASTI	57	Y	N	N	N	Y	Y	N	4
UNION BANK OF INDIA	5501	9	06-06-2024	SAMASTIPUR	KHANPUR	KANUBISHNUPUR	41	N	N	N	N	N	N	N	6
UNION BANK OF INDIA	5501	10	29-06-2024	SAMASTIPUR	SAMASTIPUR	RSETI	55	Y	N	N	N	Y	Y	N	3
UNION BANK OF INDIA	8501	11	04-04-2024	KHAGARIA	KHAGARIA	QUTUBPUR	44	N	N	N	N	N	N	N	3
UNION BANK OF INDIA	8501	12	10-04-2024	KHAGARIA	PARBATA	SAIDPUR	28	Y	N	N	N	Y	Y	N	2
UNION BANK OF INDIA	8501	13	22-04-2024	KHAGARIA	MAHESHKHUNT	MAHSHKHUNT	55	N	N	N	N	N	N	N	4
UNION BANK OF INDIA	8501	14	14-05-2024	KHAGARIA	KHAGARIA	BACHUATA	26	Y	N	N	Y	Y	Y	N	2
UNION BANK OF INDIA	8501	15	15-05-2024	KHAGARIA	KHAGARIA	QUTUBPUR	28	Y	N	N	N	Y	Y	N	5
UNION BANK OF INDIA	8501	16	17-05-2024	KHAGARIA	GHOGR	RATAN	32	N	N	N	N	N	N	N	2
UNION BANK OF INDIA	8501	17	22-05-2024	KHAGARIA	GHOGR	CHANDPUR	28	Y	N	N	Y	Y	Y	N	4
UNION BANK OF INDIA	8501	18	28-05-2024	KHAGARIA	PARBATA	MADAHIYA	29	Y	N	N	N	Y	Y	N	2
UNION BANK OF INDIA	8501	19	15-06-2024	KHAGARIA	ALLAULI	AMMADH	28	Y	N	N	N	Y	Y	N	4

UNION BANK OF INDIA	8501	20	24-06-2024	KHAGARIA	ALLAULI	DHANPURA KHURD	27	Y	N	N	N	Y	Y	N	2
RBO Gaya	0	0	01-01-0001	GAYA	SHERGHATI	KORMATHU	174	N	N	N	Y	N	Y	N	1,2,3,4,5
RBO Madhubani	2	2	01-01-0001	MADHUBANI	PANDAUL	PANDAUL	100	Y	Y	Y	N	Y	Y	Y	2
RBO Madhepura	830	1	01-01-0001	ARAI	SINGHESHWAR	SINGHESHWAR	39	Y	Y	Y	Y	Y	Y	Y	3
DAKSHIN BIHAR GRAMIN BANK	3005	1	09-04-2024	SAMASTIPUR	PATORY	JORPURA	52	N	N	N	N	N	Y	Y	1
DAKSHIN BIHAR GRAMIN BANK	3005	2	20-04-2024	SAMASTIPUR	UIJIYARPUR	RAIPUR	46	N	N	N	N	N	Y	Y	1
DAKSHIN BIHAR GRAMIN BANK	3005	3	24-04-2024	SAMASTIPUR	SAMASTIPUR	RUDAULI	41	N	N	N	N	N	Y	Y	3
DAKSHIN BIHAR GRAMIN BANK	3005	4	07-05-2024	SAMASTIPUR	SAMASTIPUR	HARPUR ALLOTH	61	N	N	N	N	N	Y	Y	4
DAKSHIN BIHAR GRAMIN BANK	3005	5	10-05-2024	SAMASTIPUR	KALYANPUR	CHAKHABIB	29	N	N	N	N	N	Y	Y	4
DAKSHIN BIHAR GRAMIN BANK	3005	6	22-05-2024	SAMASTIPUR	SAMASTIPUR	JADUPARAN	41	N	N	N	N	N	Y	Y	4
DAKSHIN BIHAR GRAMIN BANK	3005	7	28-05-2024	SAMASTIPUR	ROSELA	SINGHIAGHAT	58	N	N	N	Y	N	Y	Y	3
DAKSHIN BIHAR GRAMIN BANK	3005	8	04-06-2024	SAMASTIPUR	DALSINGSARAI	KEOTA NAWADA	48	N	N	N	N	N	Y	Y	1
DAKSHIN BIHAR GRAMIN BANK	3005	9	04-06-2024	SAMASTIPUR	DALSINGSARAI	BAJIDPUR	30	N	N	N	N	N	Y	Y	4
DAKSHIN BIHAR GRAMIN BANK	3005	10	07-06-2024	SAMASTIPUR	SARAIRANJAN	BHAGWATPUR	25	N	N	N	N	N	Y	Y	1
DAKSHIN BIHAR GRAMIN BANK	3005	11	12-06-2024	SAMASTIPUR	UIJIYARPUR	CHANDCHAUR	52	N	N	N	N	N	Y	Y	3
DAKSHIN BIHAR GRAMIN BANK	3005	12	12-06-2024	SAMASTIPUR	UIJIYARPUR	RAMNAGAR	55	N	N	N	N	N	Y	Y	3
DAKSHIN BIHAR GRAMIN BANK	3701	1	21-05-2024	KAIMUR	DURGAWATI	KALYANPUR	29	N	N	N	N	N	Y	Y	1
DAKSHIN BIHAR GRAMIN BANK	3701	2	22-05-2024	KAIMUR	MOHANIA	BHOKARI	32	N	N	N	N	N	Y	Y	4
DAKSHIN BIHAR GRAMIN BANK	3701	3	23-05-2024	KAIMUR	NUAON	BADDHA	29	N	N	N	Y	Y	Y	Y	4
DAKSHIN BIHAR GRAMIN BANK	3701	4	24-05-2024	KAIMUR	BHABHUA	BARE	23	N	N	N	N	Y	Y	Y	4
DAKSHIN BIHAR GRAMIN BANK	3701	5	27-05-2024	KAIMUR	BHAGWANPUR	KHIRI	26	N	N	N	N	N	Y	Y	4
DAKSHIN BIHAR GRAMIN BANK	3701	6	28-05-2024	KAIMUR	MOHANIA	PANAPUR	30	N	N	N	N	N	Y	Y	2
DAKSHIN BIHAR GRAMIN BANK	3701	7	29-05-2024	KAIMUR	MOHANIA	BAGHINI	35	N	N	N	N	N	Y	Y	3
DAKSHIN BIHAR GRAMIN BANK	3701	8	30-05-2024	KAIMUR	RAMGARH	LABEDAHA	28	N	N	N	N	N	Y	Y	5
DAKSHIN BIHAR GRAMIN BANK	3701	9	03-06-2024	KAIMUR	BHABHUA	MANIHARI	28	N	N	N	N	N	Y	Y	1
DAKSHIN BIHAR GRAMIN BANK	3701	10	07-06-2024	KAIMUR	DURGAWATI	CHAWN	27	N	N	N	N	N	Y	Y	4
DAKSHIN BIHAR GRAMIN BANK	3701	11	12-06-2024	KAIMUR	NUAON	CHANDESH	38	N	N	N	N	N	Y	Y	4
DAKSHIN BIHAR GRAMIN BANK	3701	12	13-06-2024	KAIMUR	BHAGWANPUR	MARCHI	30	N	N	N	N	N	Y	Y	1
DAKSHIN BIHAR GRAMIN BANK	3701	13	19-06-2024	KAIMUR	BHABHUA	SARANGPUR	29	N	Y	N	N	N	Y	Y	4
DAKSHIN BIHAR GRAMIN BANK	3701	14	20-06-2024	KAIMUR	BHABHUA	SONHAN	36	N	N	N	N	N	Y	Y	4
DAKSHIN BIHAR GRAMIN BANK	3701	15	26-06-2024	KAIMUR	MOHANIA	DIDKHILLI	27	N	N	N	N	N	Y	Y	4
DAKSHIN BIHAR GRAMIN BANK	3701	16	27-06-2024	KAIMUR	NUAON	JAIPURA	25	N	N	N	N	N	Y	Y	3
DAKSHIN BIHAR GRAMIN BANK	4501	1	09-04-2024	BUXAR	CHAKKI	BHARIYAR	32	N	N	N	N	N	Y	Y	4
DAKSHIN BIHAR GRAMIN BANK	4501	2	19-04-2024	BUXAR	ITARHI	NATHPUR	41	N	N	N	N	N	Y	Y	2
DAKSHIN BIHAR GRAMIN BANK	4501	3	23-04-2024	BUXAR	RAJPUR	JAMAULI	35	N	N	N	N	N	Y	Y	1
DAKSHIN BIHAR GRAMIN BANK	4501	4	25-04-2024	BUXAR	NAWANAGAR	SIKRAUL	39	N	N	N	N	N	Y	Y	4
DAKSHIN BIHAR GRAMIN BANK	4501	5	30-04-2024	BUXAR	CHAUSA	DEHRI	35	N	N	N	N	N	Y	Y	6
DAKSHIN BIHAR GRAMIN BANK	4501	6	03-05-2024	BUXAR	BRAHAMPUR	DEOKULI	40	N	N	N	N	N	Y	Y	1
DAKSHIN BIHAR GRAMIN BANK	4501	7	04-05-2024	BUXAR	BRAHAMPUR	NAINIORE	45	N	N	N	N	N	Y	Y	4
DAKSHIN BIHAR GRAMIN BANK	4501	8	06-05-2024	BUXAR	DUMRAON	KORAN SARAI	33	N	N	N	N	N	Y	Y	2
DAKSHIN BIHAR GRAMIN BANK	4501	9	08-05-2024	BUXAR	KESATH	RAMPUR	42	N	N	N	N	N	Y	Y	4
DAKSHIN BIHAR GRAMIN BANK	4501	10	09-05-2024	BUXAR	RAJPUR	BANNI	35	N	N	N	N	N	Y	Y	5
DAKSHIN BIHAR GRAMIN BANK	4501	11	13-05-2024	BUXAR	SIMRI	GANGAULI	45	N	N	N	N	N	Y	Y	6
DAKSHIN BIHAR GRAMIN BANK	4501	12	14-05-2024	BUXAR	CHAUGAI	KHEWALI	27	N	N	N	N	N	Y	Y	6
DAKSHIN BIHAR GRAMIN BANK	4501	13	16-05-2024	BUXAR	BUXAR	JAGDISHPUR	36	N	N	N	N	N	Y	Y	4
DAKSHIN BIHAR GRAMIN BANK	4501	14	17-05-2024	BUXAR	ITARHI	BAKSARA	41	N	N	N	N	N	Y	Y	3
DAKSHIN BIHAR GRAMIN BANK	4501	15	18-05-2024	BUXAR	RAJPUR	SAMHUTA	32	N	N	N	N	N	Y	Y	4
DAKSHIN BIHAR GRAMIN BANK	4501	16	06-06-2024	BUXAR	NAWANAGAR	BHADAR	38	N	N	N	N	N	Y	Y	2
DAKSHIN BIHAR GRAMIN BANK	4501	17	13-06-2024	BUXAR	SIMRI	RAJPUR KALA	35	N	N	N	N	N	Y	Y	2
DAKSHIN BIHAR GRAMIN BANK	4501	18	20-06-2024	BUXAR	CHAUSA	CHUNNI	42	N	N	N	N	N	Y	Y	1
DAKSHIN BIHAR GRAMIN BANK	4501	19	25-06-2024	BUXAR	BUXAR	CHURAMANPUR	34	N	N	N	N	N	Y	Y	2
DAKSHIN BIHAR GRAMIN BANK	4501	20	27-06-2024	BUXAR	ITARHI	BAIRI	36	N	N	N	N	N	Y	Y	4
DAKSHIN BIHAR GRAMIN BANK	4601	1	06-04-2024	BANKA	RAJOUN	PUNSLA	41	N	N	N	N	Y	Y	Y	4
DAKSHIN BIHAR GRAMIN BANK	4601	2	19-04-2024	BANKA	BANKA	DUDHARI	46	N	N	N	N	Y	Y	Y	4
DAKSHIN BIHAR GRAMIN BANK	4601	3	22-04-2024	BANKA	BANKA	SAMUKHIYA	32	N	N	N	N	Y	Y	Y	4
DAKSHIN BIHAR GRAMIN BANK	4601	4	25-04-2024	BANKA	SHAMBHUGANJ	DHARMPUR	52	N	N	N	N	Y	Y	Y	4
DAKSHIN BIHAR GRAMIN BANK	4601	5	30-04-2024	BANKA	BANKA	LAXMIPUR	44	N	N	N	N	Y	Y	Y	4

DAKSHIN BIHAR GRAMIN BANK	4601	5	30-05-2024	BANKA	BANKA	LAXMIPUR	44	N	N	N	N	Y	Y	Y	4
DAKSHIN BIHAR GRAMIN BANK	4601	6	06-05-2024	BANKA	DHORIYA	PANJWARA	37	N	N	N	N	Y	Y	Y	4
DAKSHIN BIHAR GRAMIN BANK	4601	7	07-05-2024	BANKA	BANKA	JHIRVA	29	N	N	N	N	Y	Y	Y	4
DAKSHIN BIHAR GRAMIN BANK	4601	8	09-05-2024	BANKA	BOUNSI	CHILKARA	35	N	N	N	N	Y	Y	Y	4
DAKSHIN BIHAR GRAMIN BANK	4601	9	16-05-2024	BANKA	BOUNSI	SARUA	46	N	N	N	N	Y	Y	Y	4
DAKSHIN BIHAR GRAMIN BANK	4601	10	22-05-2024	BANKA	BANKA	BAGHITARI	53	N	N	N	N	Y	Y	Y	4
DAKSHIN BIHAR GRAMIN BANK	4601	11	01-06-2024	BANKA	BANKA	BALIYAMAHA	38	N	N	N	N	Y	Y	Y	4
DAKSHIN BIHAR GRAMIN BANK	4601	12	07-06-2024	BANKA	BANKA	KHABA	43	N	N	N	N	Y	Y	Y	4
DAKSHIN BIHAR GRAMIN BANK	4601	13	24-06-2024	BANKA	AMARPUR	AMARPUR	49	N	N	N	N	Y	Y	Y	4
DAKSHIN BIHAR GRAMIN BANK	4601	14	24-06-2024	BANKA	BANKA	SHANKARPUR	64	N	N	N	N	Y	Y	Y	4
DAKSHIN BIHAR GRAMIN BANK	4601	15	25-06-2024	BANKA	BARAHAT	GAURIPUR	58	N	N	N	N	Y	Y	Y	4
DAKSHIN BIHAR GRAMIN BANK	4601	16	26-06-2024	BANKA	CHANDAN	SUIYA	53	N	N	N	N	Y	Y	Y	4
DAKSHIN BIHAR GRAMIN BANK	4601	17	26-06-2024	BANKA	KATORIYA	KATORIYA	63	N	N	N	N	Y	Y	Y	4
DAKSHIN BIHAR GRAMIN BANK	4601	18	27-06-2024	BANKA	SHAMBHUGANJ	BELARI	46	N	N	N	N	Y	Y	Y	4
DAKSHIN BIHAR GRAMIN BANK	4601	19	27-06-2024	BANKA	FULLIDUMAR	TOLA KHESAR	73	N	N	N	N	Y	Y	Y	4
DAKSHIN BIHAR GRAMIN BANK	4601	20	28-06-2024	BANKA	RAJOUN	RAJAWAR	62	N	N	N	N	Y	Y	Y	4
DAKSHIN BIHAR GRAMIN BANK	4601	21	28-06-2024	BANKA	RAJOUN	PUNSIJA	64	N	N	N	N	Y	Y	Y	4
DAKSHIN BIHAR GRAMIN BANK	4601	22	28-06-2024	BANKA	BARAHAT	BABHANGAMA	52	N	N	N	N	Y	Y	Y	4
DAKSHIN BIHAR GRAMIN BANK	4601	23	29-06-2024	BANKA	BARAHAT	BHURNA	56	N	N	N	N	Y	Y	Y	4
DAKSHIN BIHAR GRAMIN BANK	4601	24	29-06-2024	BANKA	BANKA	SAMUKHIYA	66	N	N	N	N	Y	Y	Y	4
DAKSHIN BIHAR GRAMIN BANK	4701	1	09-04-2024	JAMUI	JAMUI	MANNIADDA	24	N	N	N	N	N	Y	Y	1
DAKSHIN BIHAR GRAMIN BANK	4701	2	12-04-2024	JAMUI	JAMUI	MATIA	16	N	N	N	N	N	Y	Y	1
DAKSHIN BIHAR GRAMIN BANK	4701	3	29-04-2024	JAMUI	JAMUI	GARSHANDA	18	N	N	N	N	N	Y	Y	4
DAKSHIN BIHAR GRAMIN BANK	4701	4	04-05-2024	JAMUI	KHAIRA	GORHI	26	N	N	N	N	N	Y	Y	4
DAKSHIN BIHAR GRAMIN BANK	4701	5	04-05-2024	JAMUI	KHAIRA	BADHWADIH	24	N	N	N	N	N	Y	Y	3
DAKSHIN BIHAR GRAMIN BANK	4701	6	06-05-2024	JAMUI	KHAIRA	GOPALPUR	19	N	N	N	N	N	Y	Y	4
DAKSHIN BIHAR GRAMIN BANK	4701	7	06-05-2024	JAMUI	KHAIRA	DHAB	21	N	N	N	N	N	Y	Y	1
DAKSHIN BIHAR GRAMIN BANK	4701	8	06-05-2024	JAMUI	KHAIRA	GARHI BISHANPUR	18	N	N	N	N	N	Y	Y	2
DAKSHIN BIHAR GRAMIN BANK	4701	9	06-05-2024	JAMUI	KHAIRA	KHAIRA	26	N	N	N	N	N	Y	Y	1
DAKSHIN BIHAR GRAMIN BANK	4701	10	07-05-2024	JAMUI	BARHAT	MALLEHPUR	36	N	N	N	N	N	Y	Y	4
DAKSHIN BIHAR GRAMIN BANK	4701	11	07-05-2024	JAMUI	BARHAT	BARHAT	20	N	N	N	N	N	Y	Y	5
DAKSHIN BIHAR GRAMIN BANK	4701	12	08-05-2024	JAMUI	ALIGANG	SIKANDRA	25	N	N	N	N	N	Y	Y	4
DAKSHIN BIHAR GRAMIN BANK	4701	13	08-05-2024	JAMUI	ALIGANG	BICHWE	14	N	N	N	N	N	Y	Y	1
DAKSHIN BIHAR GRAMIN BANK	4701	14	08-05-2024	JAMUI	JAMUI	NARDIH	22	N	N	N	N	N	Y	Y	5
DAKSHIN BIHAR GRAMIN BANK	4701	15	09-05-2024	JAMUI	JAMUI	NABINAGAR	26	N	N	N	N	N	Y	Y	2
DAKSHIN BIHAR GRAMIN BANK	4701	16	09-05-2024	JAMUI	JAMUI	MANNIADDA	28	N	N	N	N	N	Y	Y	1
DAKSHIN BIHAR GRAMIN BANK	4701	17	08-06-2024	JAMUI	KAHAIRA	KHAIRA	15	N	N	N	N	N	Y	Y	1
DAKSHIN BIHAR GRAMIN BANK	4701	18	12-06-2024	JAMUI	JHAJHA	KHURANDA	26	N	N	N	N	N	Y	Y	4
DAKSHIN BIHAR GRAMIN BANK	4701	19	21-06-2024	JAMUI	JHAJHA	DABIL	21	N	N	N	N	N	Y	Y	4
DAKSHIN BIHAR GRAMIN BANK	5101	1	06-04-2024	NALANDA	RAHUI	PESHAUR	42	Y	Y	N	Y	N	Y	Y	1
DAKSHIN BIHAR GRAMIN BANK	5101	1	06-06-2024	BHOJPUR	TARARI	MOAPKALA	35	N	N	N	N	N	Y	Y	1
DAKSHIN BIHAR GRAMIN BANK	5101	2	06-04-2024	NALANDA	RAHUI	ITASAN	38	Y	Y	N	N	N	Y	Y	2
DAKSHIN BIHAR GRAMIN BANK	5101	2	06-06-2024	BHOJPUR	TARARI	BIHATA	26	N	N	N	N	N	Y	Y	6
DAKSHIN BIHAR GRAMIN BANK	5101	3	08-04-2024	NALANDA	BIHARSHARIF	TAKIYA KALAN	25	Y	Y	N	N	N	Y	Y	1
DAKSHIN BIHAR GRAMIN BANK	5101	3	06-06-2024	BHOJPUR	TARARI	MOPTI	31	N	N	N	N	N	Y	Y	2
DAKSHIN BIHAR GRAMIN BANK	5101	4	08-04-2024	NALANDA	BIHARSHARIF	MAHALPAR	56	Y	Y	N	N	N	Y	Y	6
DAKSHIN BIHAR GRAMIN BANK	5101	4	07-06-2024	BHOJPUR	BARHARA	GUNDI	28	N	N	N	N	N	Y	Y	5
DAKSHIN BIHAR GRAMIN BANK	5101	5	10-04-2024	NALANDA	GIRIYAK	POKHARPUR	64	Y	Y	N	N	N	Y	Y	4
DAKSHIN BIHAR GRAMIN BANK	5101	5	07-06-2024	BHOJPUR	BARHARA	SARAIYAN BAZAR	33	N	N	N	N	N	Y	Y	6
DAKSHIN BIHAR GRAMIN BANK	5101	6	10-04-2024	NALANDA	GIRIYAK	PURI	34	Y	Y	N	N	N	Y	Y	2
DAKSHIN BIHAR GRAMIN BANK	5101	6	11-06-2024	BHOJPUR	JAGDISHPUR	DALIPUR	17	N	N	N	N	N	Y	Y	1
DAKSHIN BIHAR GRAMIN BANK	5101	7	12-04-2024	NALANDA	GIRIYAK	GIRIYAK	32	Y	Y	N	N	N	Y	Y	5
DAKSHIN BIHAR GRAMIN BANK	5101	7	11-06-2024	BHOJPUR	PIRO	JITaura	21	N	N	N	N	N	Y	Y	1
DAKSHIN BIHAR GRAMIN BANK	5101	8	12-04-2024	NALANDA	GIRIYAK	ADAMPUR	36	Y	Y	N	N	N	Y	Y	6
DAKSHIN BIHAR GRAMIN BANK	5101	8	11-06-2024	BHOJPUR	PIRO	BARAON	16	N	N	N	N	N	Y	Y	1
DAKSHIN BIHAR GRAMIN BANK	5101	9	22-04-2024	NALANDA	NOORSARAI	JALALPUR	41	Y	Y	N	N	N	Y	Y	4
DAKSHIN BIHAR GRAMIN BANK	5101	9	12-06-2024	BHOJPUR	TARARI	KARATH	24	N	N	N	N	N	Y	Y	2

DAKSHIN BIHAR GRAMIN BANK	5101	10	22-04-2024	NALANDA	NOORSARAI	ANDHANA	47	Y	Y	N	N	N	Y	Y	2
DAKSHIN BIHAR GRAMIN BANK	5101	10	12-06-2024	BHOJPUR	PIRO	HASAN BAZAR	19	N	N	N	N	N	Y	Y	1
DAKSHIN BIHAR GRAMIN BANK	5101	11	03-05-2024	NALANDA	HILSA	YOGIPUR	44	Y	Y	N	N	N	Y	Y	2
DAKSHIN BIHAR GRAMIN BANK	5101	11	13-06-2024	BHOJPUR	BARHARA	NATHAMALPUR	28	N	N	N	N	N	Y	Y	1
DAKSHIN BIHAR GRAMIN BANK	5101	12	03-05-2024	NALANDA	HILSA	KHADDI	38	Y	Y	N	N	N	Y	Y	2
DAKSHIN BIHAR GRAMIN BANK	5101	12	13-06-2024	BHOJPUR	BARHARA	MATUKPUR	19	N	N	N	N	N	Y	Y	2
DAKSHIN BIHAR GRAMIN BANK	5101	13	04-05-2024	NALANDA	HILSA	SOHRAPUR	29	Y	Y	N	N	N	Y	Y	1
DAKSHIN BIHAR GRAMIN BANK	5101	13	15-06-2024	BHOJPUR	BEHEA	KATEYA	23	N	N	N	N	N	Y	Y	1
DAKSHIN BIHAR GRAMIN BANK	5101	14	04-05-2024	NALANDA	HILSA	ASHARHI	49	Y	Y	N	N	N	Y	Y	1
DAKSHIN BIHAR GRAMIN BANK	5101	14	15-06-2024	BHOJPUR	BEHEA	DOGHARA	24	N	N	N	N	N	Y	Y	1
DAKSHIN BIHAR GRAMIN BANK	5101	15	10-05-2024	NALANDA	RAHUI	ITASAN	40	Y	Y	N	N	N	Y	Y	4
DAKSHIN BIHAR GRAMIN BANK	5101	15	15-06-2024	BHOJPUR	BEHEA	AMRAI	16	N	N	N	N	N	Y	Y	2
DAKSHIN BIHAR GRAMIN BANK	5101	16	10-05-2024	NALANDA	RAHUI	GAIBI	58	Y	Y	N	N	N	Y	Y	1
DAKSHIN BIHAR GRAMIN BANK	5101	16	20-06-2024	BHOJPUR	JAGDISHPUR	KAHEN	38	N	N	N	N	N	Y	Y	1
DAKSHIN BIHAR GRAMIN BANK	5101	17	13-05-2024	NALANDA	RAHUI	PESHAUR	29	Y	Y	N	N	N	Y	Y	2
DAKSHIN BIHAR GRAMIN BANK	5101	17	20-06-2024	BHOJPUR	JAGDISHPUR	PARASIYA	17	N	N	N	N	N	Y	Y	4
DAKSHIN BIHAR GRAMIN BANK	5101	18	13-05-2024	NALANDA	RAHUI	MANJELPUR	58	Y	Y	N	N	N	Y	Y	4
DAKSHIN BIHAR GRAMIN BANK	5101	18	20-06-2024	BHOJPUR	JAGDISHPUR	BABHANIYAON	39	N	N	N	N	N	Y	Y	4
DAKSHIN BIHAR GRAMIN BANK	5101	19	11-06-2024	NALANDA	SILAO	MARI	67	Y	Y	N	N	N	Y	Y	5
DAKSHIN BIHAR GRAMIN BANK	5101	19	21-06-2024	BHOJPUR	KOILWAR	LODIPUR	18	N	N	N	N	N	Y	Y	6
DAKSHIN BIHAR GRAMIN BANK	5101	20	11-06-2024	NALANDA	SILAO	BASVAN BIGHA	42	Y	Y	N	N	N	Y	Y	6
DAKSHIN BIHAR GRAMIN BANK	5101	20	21-06-2024	BHOJPUR	SANDESH	BACHARI NARAYAN	46	N	N	N	N	N	Y	Y	6
DAKSHIN BIHAR GRAMIN BANK	5101	21	12-06-2024	NALANDA	SILAO	SAKRAURHA	55	Y	Y	N	N	N	Y	Y	2
DAKSHIN BIHAR GRAMIN BANK	5101	21	21-06-2024	BHOJPUR	SANDESH	AKHGAON BAZAR	23	N	N	N	N	N	Y	Y	1
DAKSHIN BIHAR GRAMIN BANK	5101	22	12-06-2024	NALANDA	SILAO	HARIHAR BIGHA	37	Y	Y	N	N	N	Y	Y	2
DAKSHIN BIHAR GRAMIN BANK	5101	22	24-06-2024	BHOJPUR	JAGDISHPUR	KAURA	51	N	N	N	N	N	Y	Y	1
DAKSHIN BIHAR GRAMIN BANK	5101	23	21-06-2024	NALANDA	BIHARSHARIF	MANI RAM AKHARA	41	Y	Y	N	N	N	Y	Y	1
DAKSHIN BIHAR GRAMIN BANK	5101	23	24-06-2024	BHOJPUR	JAGDISHPUR	HARIGAON	38	N	N	N	N	N	Y	Y	2
DAKSHIN BIHAR GRAMIN BANK	5101	24	21-06-2024	NALANDA	BIHARSHARIF	ALINAGAR	47	Y	Y	N	N	N	Y	Y	1
DAKSHIN BIHAR GRAMIN BANK	5101	24	24-06-2024	BHOJPUR	JAGDISHPUR	ISHADI BAZAR	18	N	N	N	N	N	Y	Y	5
DAKSHIN BIHAR GRAMIN BANK	5101	25	26-06-2024	NALANDA	BEN	BEN	44	Y	Y	N	N	N	Y	Y	3
DAKSHIN BIHAR GRAMIN BANK	5101	25	25-06-2024	BHOJPUR	BEHEA	RANISAGAR	36	N	N	N	N	N	Y	Y	1
DAKSHIN BIHAR GRAMIN BANK	5101	26	26-06-2024	NALANDA	BEN	EKSARA	56	Y	Y	N	N	N	Y	Y	2
DAKSHIN BIHAR GRAMIN BANK	5101	26	25-06-2024	BHOJPUR	SHAHPUR	BHARAUJI	17	N	N	N	N	N	Y	Y	1
DAKSHIN BIHAR GRAMIN BANK	5101	27	27-06-2024	NALANDA	BEN	NOHASA	74	Y	Y	N	N	N	Y	Y	4
DAKSHIN BIHAR GRAMIN BANK	5101	27	26-06-2024	BHOJPUR	JAGDISHPUR	JAGDISHPUR	54	N	N	N	N	N	Y	Y	5
DAKSHIN BIHAR GRAMIN BANK	5101	28	27-06-2024	NALANDA	BEN	CHHAKAURI BIGHA	44	Y	Y	N	N	N	Y	Y	4
DAKSHIN BIHAR GRAMIN BANK	5101	28	26-06-2024	BHOJPUR	JAGDISHPUR	HETAMPUR	34	N	N	N	N	N	Y	Y	1
DAKSHIN BIHAR GRAMIN BANK	5101	29	27-06-2024	BHOJPUR	SHAHPUR	BELAUTI	53	N	N	N	N	N	Y	Y	4
DAKSHIN BIHAR GRAMIN BANK	5101	30	27-06-2024	BHOJPUR	SHAHPUR	KARZA BAZAR	34	N	N	N	N	N	Y	Y	1
DAKSHIN BIHAR GRAMIN BANK	5101	31	27-06-2024	BHOJPUR	BEHEA	BARA	38	N	N	N	N	N	Y	Y	1
DAKSHIN BIHAR GRAMIN BANK	5101	32	28-06-2024	BHOJPUR	KOILWAR	CHANDI	42	N	N	N	N	N	Y	Y	1
DAKSHIN BIHAR GRAMIN BANK	5101	33	28-06-2024	BHOJPUR	ARRAH	JAMIRA	43	N	N	N	N	N	Y	Y	3
DAKSHIN BIHAR GRAMIN BANK	5101	34	29-06-2024	BHOJPUR	KOILWAR	KAYAMNAGAR	26	N	N	N	N	N	Y	Y	3
DAKSHIN BIHAR GRAMIN BANK	5101	35	29-06-2024	BHOJPUR	ARRAH	DHARAHARA	18	N	N	N	N	N	Y	Y	6
DAKSHIN BIHAR GRAMIN BANK	5801	1	04-04-2024	AURANGABAD	AURANGABAD	BAGHOI	43	N	N	N	Y	N	Y	Y	1
DAKSHIN BIHAR GRAMIN BANK	5801	2	06-04-2024	AURANGABAD	BARUN	ENGLISH	41	N	N	N	Y	N	Y	Y	4
DAKSHIN BIHAR GRAMIN BANK	5801	3	16-04-2024	AURANGABAD	BARUN	SIRIS	48	N	N	N	Y	N	Y	Y	4
DAKSHIN BIHAR GRAMIN BANK	5801	4	20-04-2024	AURANGABAD	BARUN	RASULPUR	34	N	N	N	Y	N	Y	Y	1
DAKSHIN BIHAR GRAMIN BANK	5801	5	29-04-2024	AURANGABAD	RAFIGANJ	GORDIHA	71	N	N	N	Y	N	Y	Y	1
DAKSHIN BIHAR GRAMIN BANK	5801	6	07-05-2024	AURANGABAD	NAVINAGAR	MUNGIA	52	N	N	N	Y	N	Y	Y	4
DAKSHIN BIHAR GRAMIN BANK	5801	7	15-05-2024	AURANGABAD	NAVINAGAR	NN ROAD	39	N	N	N	Y	N	Y	Y	3
DAKSHIN BIHAR GRAMIN BANK	5801	8	22-05-2024	AURANGABAD	KUTUMBA	AMBA	55	N	N	N	Y	N	Y	Y	3
DAKSHIN BIHAR GRAMIN BANK	5801	9	11-06-2024	AURANGABAD	OBRA	NOAWAN	24	N	N	N	Y	N	Y	Y	4
DAKSHIN BIHAR GRAMIN BANK	5801	10	29-06-2024	AURANGABAD	OBRA	KARA	32	N	N	N	Y	N	Y	Y	4
DAKSHIN BIHAR GRAMIN BANK	5901	1	24-06-2024	NAWADA	MESKAUR	HISUA	32	N	N	N	Y	N	Y	Y	6
DAKSHIN BIHAR GRAMIN BANK	5901	2	27-06-2024	NAWADA	MESKAUR	RASALPURA	34	N	N	N	Y	N	Y	Y	6

DAKSHIN BIHAR GRAMIN BANK	5901	3	28-06-2024	NAWADA	NAWADA	BHADHOKHAR	34	N	N	N	Y	N	Y	Y	6
DAKSHIN BIHAR GRAMIN BANK	5901	4	29-06-2024	NAWADA	NAWADA	MADHOBIGHA	37	N	N	N	Y	N	Y	Y	6
DAKSHIN BIHAR GRAMIN BANK	6701	1	04-04-2024	ROHTAS	NOKHA	CHANKI	44	N	N	N	Y	N	N	Y	2
DAKSHIN BIHAR GRAMIN BANK	6701	2	05-04-2024	ROHTAS	DEHRI	DARIHAT	32	N	N	N	N	N	Y	Y	1
DAKSHIN BIHAR GRAMIN BANK	6701	3	06-04-2024	ROHTAS	SEOSAGAR	MOR	39	N	N	N	N	N	Y	Y	4
DAKSHIN BIHAR GRAMIN BANK	6701	4	08-04-2024	ROHTAS	ROHTAS	BASARHI	41	N	N	N	Y	N	Y	Y	5
DAKSHIN BIHAR GRAMIN BANK	6701	5	10-04-2024	ROHTAS	SASARAM	TURKI	43	N	N	N	N	N	Y	Y	3
DAKSHIN BIHAR GRAMIN BANK	6701	6	08-05-2024	ROHTAS	ROHTAS	MAJHIGAWAN	37	N	N	N	Y	N	Y	Y	2
DAKSHIN BIHAR GRAMIN BANK	6701	7	09-05-2024	ROHTAS	DINARA	ANKHORA	46	N	N	N	N	N	Y	Y	1
DAKSHIN BIHAR GRAMIN BANK	6701	8	10-05-2024	ROHTAS	DINARA	BHUAWAL	33	N	N	N	Y	N	Y	Y	4
DAKSHIN BIHAR GRAMIN BANK	6701	9	21-05-2024	ROHTAS	NASRIGANJ	AGINI	45	N	N	N	N	N	Y	Y	5
DAKSHIN BIHAR GRAMIN BANK	6701	10	22-05-2024	ROHTAS	DAWAT	BAKHANAUL	39	N	N	N	N	N	Y	Y	3
DAKSHIN BIHAR GRAMIN BANK	7001	1	25-04-2024	GAYA	BARACHATTY	BHADEYA	35	N	N	N	N	Y	Y	Y	6
DAKSHIN BIHAR GRAMIN BANK	7001	2	25-04-2024	GAYA	BARACHATTY	BELA	26	N	N	N	N	Y	Y	Y	3
DAKSHIN BIHAR GRAMIN BANK	7001	3	29-04-2024	GAYA	AMAS	BUDHAUL	40	N	N	N	N	N	Y	Y	6
DAKSHIN BIHAR GRAMIN BANK	7001	4	30-04-2024	GAYA	BODH GAYA	AMAWAN	36	N	N	N	Y	N	Y	Y	3
DAKSHIN BIHAR GRAMIN BANK	7001	5	03-05-2024	GAYA	TOWN BLOCK CHA	BITHO SHARIF	48	N	N	N	Y	Y	Y	Y	4
DAKSHIN BIHAR GRAMIN BANK	7001	6	06-05-2024	GAYA	PARAIYA	BAGAH	32	N	N	N	N	Y	Y	Y	4
DAKSHIN BIHAR GRAMIN BANK	7001	7	09-05-2024	GAYA	SHERGHATI	KACHOURI	54	N	N	N	N	N	Y	Y	1
DAKSHIN BIHAR GRAMIN BANK	7001	8	13-05-2024	GAYA	TANKUPPA	KARIYAD PUR	28	N	N	N	N	N	Y	Y	6
DAKSHIN BIHAR GRAMIN BANK	7001	9	27-05-2024	GAYA	BARACHATTY	SOBH	36	N	N	N	N	Y	Y	Y	4
DAKSHIN BIHAR GRAMIN BANK	7001	10	13-06-2024	GAYA	TANKUPPA	BARTARA BAZAR	52	N	N	N	N	N	Y	Y	6
DAKSHIN BIHAR GRAMIN BANK	7001	11	24-06-2024	GAYA	BODH GAYA	CHERKI	36	N	N	N	N	N	Y	Y	5
DAKSHIN BIHAR GRAMIN BANK	7001	12	26-06-2024	GAYA	BANKE BAZAR	BIHAR GAIN	40	N	N	N	N	Y	Y	Y	4
DAKSHIN BIHAR GRAMIN BANK	7001	13	28-06-2024	GAYA	TOWN BLOCK CHA	CHAKAND	22	N	N	N	N	Y	Y	Y	6
DAKSHIN BIHAR GRAMIN BANK	7201	1	04-04-2024	MUNGER	TARAPUR	RANGAON	56	N	N	N	Y	N	Y	Y	1
DAKSHIN BIHAR GRAMIN BANK	7201	2	12-04-2024	MUNGER	MUNGER SADAR	PIR PAHAR	68	N	N	N	Y	N	Y	Y	1
DAKSHIN BIHAR GRAMIN BANK	7201	3	16-04-2024	MUNGER	SANGRAMPUR	KUMARSAR	59	N	N	N	Y	N	Y	Y	4
DAKSHIN BIHAR GRAMIN BANK	7201	4	23-04-2024	MUNGER	DHARHARA	BHALAR	45	N	Y	N	Y	N	N	Y	6
DAKSHIN BIHAR GRAMIN BANK	7201	5	06-05-2024	MUNGER	KHARAGPUR	RATAITHA	49	N	N	N	Y	N	Y	Y	4
DAKSHIN BIHAR GRAMIN BANK	7201	6	13-05-2024	MUNGER	MUNGER SADAR	DARIYAPUR	44	N	N	N	N	N	N	Y	1
DAKSHIN BIHAR GRAMIN BANK	7201	7	21-05-2024	MUNGER	DHARHARA	GANGAPUR	56	N	N	N	N	N	N	Y	1
DAKSHIN BIHAR GRAMIN BANK	7201	8	29-05-2024	MUNGER	TARAPUR	GAZIPUR	64	N	N	N	Y	N	Y	Y	1
DAKSHIN BIHAR GRAMIN BANK	7201	9	05-06-2024	MUNGER	SANGRAMPUR	DURGAPUR	61	N	N	N	Y	N	Y	Y	6
DAKSHIN BIHAR GRAMIN BANK	7201	10	10-06-2024	MUNGER	KHARAGPUR	MUDHERI	55	N	N	N	N	N	Y	Y	4
DAKSHIN BIHAR GRAMIN BANK	7201	11	14-06-2024	MUNGER	DHARHARA	BHAWANIPUR	58	N	N	N	N	N	N	Y	3
DAKSHIN BIHAR GRAMIN BANK	7201	12	20-06-2024	MUNGER	KHARAGPUR	GANGTA	42	N	N	N	Y	N	Y	Y	6
DAKSHIN BIHAR GRAMIN BANK	7501	1	01-04-2024	LAKHISARAI	LAKHISARAI	SALONACHAK	50	N	N	N	N	N	Y	Y	1
DAKSHIN BIHAR GRAMIN BANK	7501	2	05-04-2024	LAKHISARAI	LAKHISARAI	BALGUDAR	55	N	N	N	N	N	Y	Y	4
DAKSHIN BIHAR GRAMIN BANK	7501	3	05-04-2024	LAKHISARAI	LAKHISARAI	MANKATTHA	35	N	N	N	N	N	Y	Y	3
DAKSHIN BIHAR GRAMIN BANK	7501	4	10-04-2024	LAKHISARAI	LAKHISARAI	BRINDABAN	55	N	N	N	N	N	Y	Y	4
DAKSHIN BIHAR GRAMIN BANK	7501	5	20-04-2024	LAKHISARAI	LAKHISARAI	GARHI BISHANPUR	45	N	N	N	Y	N	Y	Y	1
DAKSHIN BIHAR GRAMIN BANK	7501	6	02-05-2024	LAKHISARAI	LAKHISARAI	GODDIH	60	N	N	N	N	N	Y	Y	4
DAKSHIN BIHAR GRAMIN BANK	7501	7	04-05-2024	LAKHISARAI	RAMGARH CHOWK	PARSAMA	35	N	N	N	Y	N	Y	Y	3
DAKSHIN BIHAR GRAMIN BANK	7501	8	06-05-2024	LAKHISARAI	RAMGARH CHOWK	KAINDI	40	N	N	N	N	N	Y	Y	6
DAKSHIN BIHAR GRAMIN BANK	7501	9	08-05-2024	LAKHISARAI	BARAHIYA	KHUTHA	52	N	N	N	N	N	Y	Y	1
DAKSHIN BIHAR GRAMIN BANK	7501	10	16-05-2024	LAKHISARAI	BARAHIYA	GANGASARAI	61	N	N	N	N	N	Y	Y	4
DAKSHIN BIHAR GRAMIN BANK	7501	11	21-05-2024	LAKHISARAI	BARAHIYA	PRATAPUR	46	N	N	N	Y	N	Y	Y	4
DAKSHIN BIHAR GRAMIN BANK	7501	12	01-06-2024	LAKHISARAI	BARAHIYA	LAKSHMIPUR	62	N	N	N	N	N	Y	Y	3
DAKSHIN BIHAR GRAMIN BANK	7501	13	03-06-2024	LAKHISARAI	SURAJGARHA	UREN	51	N	N	N	Y	N	Y	Y	1
DAKSHIN BIHAR GRAMIN BANK	7501	14	04-06-2024	LAKHISARAI	SURAJGARHA	POKHRAMA	39	N	N	N	N	N	Y	Y	2
DAKSHIN BIHAR GRAMIN BANK	7501	15	20-06-2024	LAKHISARAI	SURAJGARHA	MANO	40	N	N	N	N	N	Y	Y	4
DAKSHIN BIHAR GRAMIN BANK	7501	16	30-06-2024	LAKHISARAI	SURAJGARHA	RAMPUR	30	N	N	N	N	N	Y	Y	5
DAKSHIN BIHAR GRAMIN BANK	7701	1	04-04-2024	BEGUSARAI	BALIA	KAZI CHAK	39	N	N	N	N	N	Y	Y	1
DAKSHIN BIHAR GRAMIN BANK	7701	2	10-04-2024	BEGUSARAI	BALIA	PAHARPUR	35	N	N	N	N	N	Y	Y	4
DAKSHIN BIHAR GRAMIN BANK	7701	3	16-04-2024	BEGUSARAI	BALIA	BARKI BALIA	37	N	N	N	N	N	Y	Y	1
DAKSHIN BIHAR GRAMIN BANK	7701	4	20-04-2024	BEGUSARAI	BEGUSARAI	BAGWARA	45	N	N	N	N	N	Y	Y	3

DAKSHIN BIHAR GRAMIN BANK	7701	5	26-04-2024	BEGUSARAI	BEGUSARAI	RACHIYAH	38	N	N	N	N	Y	Y	Y	1	
DAKSHIN BIHAR GRAMIN BANK	7701	6	03-05-2024	BEGUSARAI	BEGUSARAI	RAJAURA	30	N	N	N	N	N	Y	Y	Y	4
DAKSHIN BIHAR GRAMIN BANK	7701	7	10-05-2024	BEGUSARAI	MATIHANI	SAFAPUR	32	N	N	N	N	N	Y	Y	Y	1
DAKSHIN BIHAR GRAMIN BANK	7701	8	16-05-2024	BEGUSARAI	MATIHANI	BAKHADDA	35	N	N	N	N	N	Y	Y	Y	4
DAKSHIN BIHAR GRAMIN BANK	7701	9	21-05-2024	BEGUSARAI	MATIHANI	MAHAMMADPUR GAU	34	N	N	N	N	N	Y	Y	Y	5
DAKSHIN BIHAR GRAMIN BANK	7701	10	28-05-2024	BEGUSARAI	TEGHRA	GOURA	32	N	N	N	N	N	Y	Y	Y	2
DAKSHIN BIHAR GRAMIN BANK	7701	11	01-06-2024	BEGUSARAI	TEGHRA	PHULWARIA	30	N	N	N	N	N	Y	Y	Y	4
DAKSHIN BIHAR GRAMIN BANK	7701	12	10-06-2024	BEGUSARAI	TEGHRA	NIPANIA	34	N	N	N	N	N	Y	Y	Y	1
DAKSHIN BIHAR GRAMIN BANK	7701	13	18-06-2024	BEGUSARAI	GARHPURA	SONWAN	36	N	N	N	N	N	Y	Y	Y	4
DAKSHIN BIHAR GRAMIN BANK	7701	14	24-06-2024	BEGUSARAI	GARHPURA	MALIPUR	38	N	N	N	N	N	Y	Y	Y	4
DAKSHIN BIHAR GRAMIN BANK	7701	15	29-06-2024	BEGUSARAI	GARHPURA	DUNAH	35	N	N	N	N	N	Y	Y	Y	1
DAKSHIN BIHAR GRAMIN BANK	8001	1	12-04-2024	BHAGALPUR	SABOUR	BABUPUR	40	N	N	N	Y	N	Y	Y	Y	1
DAKSHIN BIHAR GRAMIN BANK	8001	2	20-04-2024	BHAGALPUR	SULTANGANJ	BATH	30	N	N	Y	Y	Y	Y	Y	Y	6
DAKSHIN BIHAR GRAMIN BANK	8001	3	29-04-2024	BHAGALPUR	ISMAILPUR	CHHOTI PARBATT	35	N	N	N	N	N	Y	Y	Y	6
DAKSHIN BIHAR GRAMIN BANK	8001	4	03-05-2024	BHAGALPUR	NATHNAGAR	KARAILA	53	N	N	Y	Y	Y	Y	Y	Y	4
DAKSHIN BIHAR GRAMIN BANK	8001	5	10-05-2024	BHAGALPUR	BIHPUR	MILKI	36	N	N	N	Y	N	Y	Y	Y	6
DAKSHIN BIHAR GRAMIN BANK	8001	6	16-05-2024	BHAGALPUR	SHAHKUND	JAGARIA	31	N	N	N	Y	N	Y	Y	Y	1
DAKSHIN BIHAR GRAMIN BANK	8001	7	23-05-2024	BHAGALPUR	JAGDISHPUR	ALIGANJ	38	N	N	N	N	N	Y	Y	Y	6
DAKSHIN BIHAR GRAMIN BANK	8001	8	29-05-2024	BHAGALPUR	GOPALPUR	MAKANPUR	29	N	N	N	Y	Y	Y	Y	Y	4
DAKSHIN BIHAR GRAMIN BANK	8001	9	03-06-2024	BHAGALPUR	PIRPANTI	KALICHARAN	35	N	N	N	Y	N	Y	Y	Y	1
DAKSHIN BIHAR GRAMIN BANK	8001	10	06-06-2024	BHAGALPUR	NAUGACHIA	NAGARA	41	N	N	N	Y	N	Y	Y	Y	1
DAKSHIN BIHAR GRAMIN BANK	8001	11	11-06-2024	BHAGALPUR	SHAHKUND	BORGAON	32	N	N	N	Y	N	Y	Y	Y	6
DAKSHIN BIHAR GRAMIN BANK	8001	12	13-06-2024	BHAGALPUR	BIHPUR	MARWA	25	N	N	N	Y	N	Y	Y	Y	3
DAKSHIN BIHAR GRAMIN BANK	8001	13	18-06-2024	BHAGALPUR	SABOUR	FATEHPUR	28	N	N	N	Y	N	Y	Y	Y	3
DAKSHIN BIHAR GRAMIN BANK	8001	14	21-06-2024	BHAGALPUR	NATHNAGAR	GOURACHOWKI	34	N	N	N	Y	N	Y	Y	Y	1
DAKSHIN BIHAR GRAMIN BANK	8001	15	25-06-2024	BHAGALPUR	KHARIK BAZAR	RAGHOPUR	25	N	N	N	Y	N	Y	Y	Y	1
DAKSHIN BIHAR GRAMIN BANK	8001	16	28-06-2024	BHAGALPUR	SULTANGANJ	NAYAGAON	27	N	N	N	Y	Y	Y	Y	Y	4
DAKSHIN BIHAR GRAMIN BANK	8501	1	04-04-2024	KHAGARIA	KHAGARIA	KOTHIA	31	N	N	N	N	N	Y	Y	Y	6
DAKSHIN BIHAR GRAMIN BANK	8501	2	04-04-2024	KHAGARIA	KHAGARIA	DHUNIMA	55	N	N	N	N	N	Y	Y	Y	1
DAKSHIN BIHAR GRAMIN BANK	8501	3	23-04-2024	KHAGARIA	KHAGARIA	SHEIKHPURA	24	Y	Y	N	Y	N	Y	Y	Y	1
DAKSHIN BIHAR GRAMIN BANK	8501	4	07-05-2024	KHAGARIA	BELDOUR	PANSALVA	29	N	N	N	N	N	Y	Y	Y	4
DAKSHIN BIHAR GRAMIN BANK	8501	5	07-05-2024	KHAGARIA	BELDOUR	TALIHAR	55	N	N	N	Y	Y	Y	Y	Y	3
DAKSHIN BIHAR GRAMIN BANK	8501	6	15-05-2024	KHAGARIA	BELDOUR	KANJRI	39	N	N	N	N	N	Y	Y	Y	2
DAKSHIN BIHAR GRAMIN BANK	8501	7	15-05-2024	KHAGARIA	CHAUTHAM	BATIYA	65	N	N	N	N	N	Y	Y	Y	1
DAKSHIN BIHAR GRAMIN BANK	8501	8	12-06-2024	KHAGARIA	CHAUTHAM	FANGO	44	N	N	N	N	N	Y	Y	Y	5
DAKSHIN BIHAR GRAMIN BANK	10901	1	19-04-2024	ARWAL	ARWAL	KANSOPUR	34	N	N	N	N	Y	Y	Y	Y	1
DAKSHIN BIHAR GRAMIN BANK	10901	2	02-05-2024	ARWAL	ARWAL	MOTHA	36	N	N	N	N	Y	Y	Y	Y	1
DAKSHIN BIHAR GRAMIN BANK	10901	3	03-05-2024	ARWAL	ARWAL	KONIKA	28	N	N	N	N	N	Y	Y	Y	6
DAKSHIN BIHAR GRAMIN BANK	10901	4	04-05-2024	ARWAL	KARPI	TERRA	33	N	N	N	N	N	Y	Y	Y	3
DAKSHIN BIHAR GRAMIN BANK	10901	5	16-05-2024	ARWAL	ARWAL	HASANPURA	29	N	N	N	Y	Y	Y	Y	Y	4
DAKSHIN BIHAR GRAMIN BANK	10901	6	20-05-2024	ARWAL	KARPI	MIRZAPUR	35	N	N	N	N	N	Y	Y	Y	4
DAKSHIN BIHAR GRAMIN BANK	10901	7	22-05-2024	ARWAL	ARWAL	FAKHARPUR	57	N	N	N	N	N	Y	Y	Y	1
DAKSHIN BIHAR GRAMIN BANK	10901	8	03-06-2024	ARWAL	KARPI	MANIKPUR	27	N	N	N	N	N	Y	Y	Y	6
DAKSHIN BIHAR GRAMIN BANK	10901	9	04-06-2024	ARWAL	ARWAL	SARAUTI	24	N	N	N	N	Y	Y	Y	Y	4
DAKSHIN BIHAR GRAMIN BANK	10901	10	10-06-2024	ARWAL	KARPI	SHANTIPURAM	32	N	N	N	N	N	Y	Y	Y	6
DAKSHIN BIHAR GRAMIN BANK	10901	11	11-06-2024	ARWAL	KALER	AGNOOR	38	N	N	N	N	N	Y	Y	Y	1
DAKSHIN BIHAR GRAMIN BANK	10901	12	24-06-2024	ARWAL	KALER	SHAMSHER NAGAR	42	N	N	N	N	N	Y	Y	Y	4
DAKSHIN BIHAR GRAMIN BANK	10901	13	28-06-2024	ARWAL	ARWAL	KHANGAH	28	N	N	N	N	Y	Y	Y	Y	1
UTTAR BIHAR GRAMIN BANK	4802	4	25-06-2024	SUPAUL	PIPRA	THUMHA	43	N	N	N	Y	N	Y	Y	Y	2
UTTAR BIHAR GRAMIN BANK	4802	7	26-06-2024	SUPAUL	SARAIGARH BHAPT	BHAPTIAHI	43	N	N	N	Y	N	Y	Y	Y	5,6
UTTAR BIHAR GRAMIN BANK	4802	14	28-06-2024	SUPAUL	MARAUNA	MARAUNA	45	N	N	N	Y	N	Y	Y	Y	2
UTTAR BIHAR GRAMIN BANK	4802	15	28-06-2024	SUPAUL	TRIBENIGANJ	JADIAHAT	43	N	N	N	Y	N	Y	Y	Y	5,6
UTTAR BIHAR GRAMIN BANK	4802	16	28-06-2024	SUPAUL	BASANTPUR	BIRPUR	47	N	N	N	Y	N	Y	Y	Y	4
UTTAR BIHAR GRAMIN BANK	4802	17	29-06-2024	SUPAUL	PIPRA	MAHESHPUR	44	N	N	N	Y	N	Y	Y	Y	1
UTTAR BIHAR GRAMIN BANK	4902	1	21-06-2024	KISHANGANJ	THAKURGANJ	GALGALIA	54	N	N	N	N	N	Y	Y	Y	1
UTTAR BIHAR GRAMIN BANK	4902	2	18-06-2024	KISHANGANJ	KISHANGANJ	HALIM CHOWK	47	N	N	N	N	N	Y	Y	Y	3
UTTAR BIHAR GRAMIN BANK	4902	3	25-06-2024	KISHANGANJ	KOCHADHAMAN	JANTA HAT	48	N	N	N	N	N	Y	Y	Y	4

UTTAR BIHAR GRAMIN BANK	4902	4	20-06-2024	KISHANGANJ	TERRAGACHH	JHALA	44	N	N	N	N	N	Y	Y	5
UTTAR BIHAR GRAMIN BANK	4902	6	24-06-2024	KISHANGANJ	KISHANGANJ	LAHRA CHOWK	44	N	N	N	N	N	Y	Y	3
UTTAR BIHAR GRAMIN BANK	4902	7	24-06-2024	KISHANGANJ	BAHADURGANJ	LRP CHOWK	48	N	N	N	N	N	Y	Y	2
UTTAR BIHAR GRAMIN BANK	4902	9	19-06-2024	KISHANGANJ	KOCHADHAMAN	MAUDHO	40	N	N	N	N	N	Y	Y	3
UTTAR BIHAR GRAMIN BANK	4902	13	24-06-2024	KISHANGANJ	POTHIA	POTHIA	54	N	N	N	N	N	Y	Y	2
UTTAR BIHAR GRAMIN BANK	4902	14	21-06-2024	KISHANGANJ	POTHIA	POWAKHALI	47	N	N	N	N	N	Y	Y	1
UTTAR BIHAR GRAMIN BANK	4902	19	24-06-2024	KISHANGANJ	DIGHALBANK	TAPPU	48	N	N	N	N	N	Y	Y	4
UTTAR BIHAR GRAMIN BANK	4902	20	25-06-2024	KISHANGANJ	TERRAGACHH	TEDHAGACHH	48	N	N	N	N	N	Y	Y	5
UTTAR BIHAR GRAMIN BANK	5002	1	18-06-2024	SITAMARHI	RUNNISAI DPUR	MANIKCHOUK	33	N	N	N	N	N	Y	Y	1
UTTAR BIHAR GRAMIN BANK	5002	2	19-06-2024	SITAMARHI	RUNNISAI DPUR	OLIPUR	34	N	N	N	N	N	Y	Y	1
UTTAR BIHAR GRAMIN BANK	5002	4	15-06-2024	SITAMARHI	PARSAUNI	PRASAUNI	30	N	N	N	N	N	Y	Y	1
UTTAR BIHAR GRAMIN BANK	5302	1	24-06-2024	EAST CHAMPARAN	ADAPUR	ADAPUR	59	N	N	N	N	N	Y	Y	5
UTTAR BIHAR GRAMIN BANK	5302	2	29-06-2024	EAST CHAMPARAN	GHORASAHAN	BAGAH BHELWA	70	N	N	N	N	N	Y	Y	4
UTTAR BIHAR GRAMIN BANK	5302	3	25-06-2024	EAST CHAMPARAN	BANJARIA	SEMRAHAT	47	N	N	N	N	N	Y	Y	2
UTTAR BIHAR GRAMIN BANK	5302	4	28-06-2024	EAST CHAMPARAN	MADHUBAN	GARAHYA	63	N	N	N	N	N	Y	Y	1
UTTAR BIHAR GRAMIN BANK	5302	5	26-06-2024	EAST CHAMPARAN	CHAKIA	BHIRKHIA	55	N	N	N	N	N	Y	Y	3
UTTAR BIHAR GRAMIN BANK	5302	6	27-06-2024	EAST CHAMPARAN	KALYANPUR	PURAN CHAPRA	48	N	N	N	N	N	Y	Y	5
UTTAR BIHAR GRAMIN BANK	5302	7	24-06-2024	EAST CHAMPARAN	DHAKA	KUNDWA CHAINPUR	66	N	N	N	N	N	Y	Y	4
UTTAR BIHAR GRAMIN BANK	5302	8	29-06-2024	EAST CHAMPARAN	MEHSI	RAJEPUR	52	N	N	N	N	N	Y	Y	2
UTTAR BIHAR GRAMIN BANK	5402	1	26-06-2024	MADHUBANI	KHUTAUNA BAZAR	SIHULA	52	N	N	N	Y	N	Y	Y	3
UTTAR BIHAR GRAMIN BANK	5402	2	27-06-2024	MADHUBANI	JHANIHARPUR	NARUAR	37	N	N	N	Y	N	Y	Y	4
UTTAR BIHAR GRAMIN BANK	5402	3	28-06-2024	MADHUBANI	LAKHNAUR	SONRE	35	N	N	N	Y	N	Y	Y	4
UTTAR BIHAR GRAMIN BANK	5402	4	20-06-2024	MADHUBANI	PANDAUL	BHAWANIPUR	43	N	N	N	N	N	Y	Y	1
UTTAR BIHAR GRAMIN BANK	5402	5	20-06-2024	MADHUBANI	PANDAUL	BELAH	45	N	N	N	N	N	Y	Y	4
UTTAR BIHAR GRAMIN BANK	5402	6	20-06-2024	MADHUBANI	KALVAHI	NARAR WEST	32	N	N	N	N	N	Y	Y	3
UTTAR BIHAR GRAMIN BANK	5402	7	21-06-2024	MADHUBANI	RAHIKA	MADHUBANI NAGAR	52	N	N	N	N	N	Y	Y	4
UTTAR BIHAR GRAMIN BANK	5702	1	18-06-2024	SIWAN	BARHARIA	BARHARIYA	22	N	N	N	Y	N	Y	Y	3
UTTAR BIHAR GRAMIN BANK	5702	2	19-06-2024	SIWAN	HUSSAINGANJ	MACHAKANA	38	N	N	N	Y	N	Y	Y	4
UTTAR BIHAR GRAMIN BANK	5702	3	21-06-2024	SIWAN	LAKARI NABIGANJ	NABIGANJ BAZAR	31	N	N	N	Y	N	Y	Y	4
UTTAR BIHAR GRAMIN BANK	5702	4	24-06-2024	SIWAN	RAGHUNATHPUR	RAGHUNATHPUR	39	N	N	N	Y	N	Y	Y	1,2
UTTAR BIHAR GRAMIN BANK	5702	5	25-06-2024	SIWAN	PACHRUKHI	BARHANI BAJAR	29	N	N	N	Y	N	Y	Y	4,5
UTTAR BIHAR GRAMIN BANK	5702	6	29-06-2024	SIWAN	SIWAN	SIWAN	32	N	N	N	Y	N	Y	Y	2,6
UTTAR BIHAR GRAMIN BANK	5702	7	27-06-2024	SIWAN	MAIRWA	KABIRPUR	26	N	N	N	Y	N	Y	Y	3
UTTAR BIHAR GRAMIN BANK	5702	8	28-06-2024	SIWAN	BHAGWANPUR	MALMALIYA	28	N	N	N	Y	N	Y	Y	3,4
UTTAR BIHAR GRAMIN BANK	5702	9	26-06-2024	SIWAN	SISWAN	CHAINPUR	21	N	N	N	Y	N	Y	Y	4
UTTAR BIHAR GRAMIN BANK	6202	1	26-06-2024	MUZAFFARPUR	SARAIYA	SARAIYA	45	N	N	N	N	N	Y	Y	4
UTTAR BIHAR GRAMIN BANK	6202	2	24-06-2024	MUZAFFARPUR	SARAIYA	BAKHRA	50	N	N	N	N	N	Y	Y	1
UTTAR BIHAR GRAMIN BANK	6202	3	28-06-2024	MUZAFFARPUR	SARAIYA	AMAITHA	45	N	N	N	N	N	Y	Y	4
UTTAR BIHAR GRAMIN BANK	6202	4	29-06-2024	MUZAFFARPUR	MARWAN	BARKAGAON	42	N	N	N	N	N	Y	Y	4
UTTAR BIHAR GRAMIN BANK	6202	5	27-06-2024	MUZAFFARPUR	KANTI	PANAPUR KARIAT	45	N	N	N	N	N	Y	Y	5
UTTAR BIHAR GRAMIN BANK	6202	6	29-06-2024	MUZAFFARPUR	MARWAN	MARWAN	45	N	N	N	N	N	Y	Y	4
UTTAR BIHAR GRAMIN BANK	6202	7	25-06-2024	MUZAFFARPUR	MUSHARI	BHAGWANPUR CHOW	40	N	N	N	N	N	Y	Y	4
UTTAR BIHAR GRAMIN BANK	6302	1	13-06-2024	GOPALGANJ	MANJHA	CHITAUJI	42	N	N	N	Y	N	Y	Y	1
UTTAR BIHAR GRAMIN BANK	6302	2	19-06-2024	GOPALGANJ	HATHUA	BARHEA	80	N	N	N	Y	N	Y	Y	1
UTTAR BIHAR GRAMIN BANK	6302	3	25-06-2024	GOPALGANJ	MANJHA	BANGRA	60	N	N	N	Y	N	Y	Y	2
UTTAR BIHAR GRAMIN BANK	6302	4	24-06-2024	GOPALGANJ	GOPALGANJ	BASDILAKHAS	52	N	N	N	Y	N	Y	Y	1
UTTAR BIHAR GRAMIN BANK	6302	5	28-06-2024	GOPALGANJ	KATEYA	GAURA	70	N	N	N	Y	N	Y	Y	2
UTTAR BIHAR GRAMIN BANK	6302	6	14-06-2024	GOPALGANJ	KUCHAYAKOTE	AHIYAPUR	65	N	N	N	Y	N	Y	Y	4
UTTAR BIHAR GRAMIN BANK	6302	7	17-06-2024	GOPALGANJ	MANJHA	KESHOPUR	45	N	N	N	Y	N	Y	Y	1
UTTAR BIHAR GRAMIN BANK	6302	8	18-06-2024	GOPALGANJ	GOPALGANJ	AMWA NAKCHHED	55	N	N	N	Y	N	Y	Y	4
UTTAR BIHAR GRAMIN BANK	6302	9	26-06-2024	GOPALGANJ	THAWE	PHUNGUNI	72	N	N	N	Y	N	Y	Y	1,3
UTTAR BIHAR GRAMIN BANK	6302	10	12-06-2024	GOPALGANJ	UCHKAGAON	SAMPUR	42	N	N	N	Y	N	Y	Y	2
UTTAR BIHAR GRAMIN BANK	6402	1	03-06-2024	WEST CHAMPARAN	BAIRAIYA	PAKHNAHA	31	N	N	N	N	N	Y	Y	1,5
UTTAR BIHAR GRAMIN BANK	6402	2	04-06-2024	WEST CHAMPARAN	NARKARIYAGANJ	ANJUSUGULI	48	N	N	N	N	N	Y	Y	3
UTTAR BIHAR GRAMIN BANK	6402	3	07-06-2024	WEST CHAMPARAN	PIPRASI	MANJHARIYA	36	N	N	N	N	N	Y	Y	1
UTTAR BIHAR GRAMIN BANK	6402	4	11-06-2024	WEST CHAMPARAN	GAUNAHA	GAUNAHA	35	N	N	N	N	N	Y	Y	4
UTTAR BIHAR GRAMIN BANK	6402	5	13-06-2024	WEST CHAMPARAN	NARKATIAGANJ	SATHI SCHOOL	40	N	N	N	N	N	Y	Y	3



UTTAR BIHAR GRAMIN BANK	6402	6	15-06-2024	WEST CHAMPARAN	NARKATIAGANJ	GOBRAURA SCHOOL	35	N	N	N	N	N	Y	Y	3
UTTAR BIHAR GRAMIN BANK	6402	7	18-06-2024	WEST CHAMPARAN	BARIA	PAKHNAHA	25	N	N	N	N	N	Y	Y	5
UTTAR BIHAR GRAMIN BANK	6402	8	20-06-2024	WEST CHAMPARAN	BARIA	DUMARIA108041 5	30	N	N	N	N	N	Y	Y	1
UTTAR BIHAR GRAMIN BANK	6402	9	25-06-2024	WEST CHAMPARAN	BAIRAIYA	PAKHNAHA	40	N	N	N	N	N	Y	Y	1,5
UTTAR BIHAR GRAMIN BANK	6502	3	13-06-2024	SHEOHAR	PIPRAHI	PIPRAHI	35	N	N	N	N	N	Y	Y	1
UTTAR BIHAR GRAMIN BANK	6502	5	19-06-2024	SHEOHAR	PURNAHIYA	PURNAHIYA	32	N	N	N	N	N	Y	Y	1
UTTAR BIHAR GRAMIN BANK	6502	6	20-06-2024	SHEOHAR	TARIYANI	SAMHUTIBAZAR	38	N	N	N	N	N	Y	Y	2
UTTAR BIHAR GRAMIN BANK	6502	7	18-06-2024	SHEOHAR	TARIYANI	BINDAWAN	34	N	N	N	N	N	Y	Y	1
UTTAR BIHAR GRAMIN BANK	6502	8	14-06-2024	SHEOHAR	SHEOHAR	TAJPUR	30	N	N	N	N	N	Y	Y	2
UTTAR BIHAR GRAMIN BANK	6502	9	12-06-2024	SHEOHAR	TARIYANI	TARIYANI CHOWK	34	N	N	N	N	N	Y	Y	1
UTTAR BIHAR GRAMIN BANK	6502	10	13-06-2024	SHEOHAR	PURNAHIYA	PURNAHIYA	37	N	N	N	N	N	Y	Y	1
UTTAR BIHAR GRAMIN BANK	6502	11	20-06-2024	SHEOHAR	SHEOHAR	TAJPUR	31	N	N	N	N	N	Y	Y	1
UTTAR BIHAR GRAMIN BANK	6502	12	24-06-2024	SHEOHAR	PIPRAHI	DHANKAUL	35	N	N	N	N	N	Y	Y	1
UTTAR BIHAR GRAMIN BANK	6502	13	24-06-2024	SHEOHAR	PIPRAHI	PIPRAHI	39	N	N	N	N	N	Y	Y	1
UTTAR BIHAR GRAMIN BANK	6502	14	18-06-2024	SHEOHAR	TARIYANI	TARIYANI CHOWK	30	N	N	N	N	N	Y	Y	1
UTTAR BIHAR GRAMIN BANK	6602	1	27-06-2024	SARAN	PARSA	BANKERWA	51	N	N	N	N	N	Y	Y	1,5
UTTAR BIHAR GRAMIN BANK	6602	2	28-06-2024	SARAN	DARIYAPUR	BARKA BANIA	58	N	N	N	N	N	Y	Y	4
UTTAR BIHAR GRAMIN BANK	6602	3	28-06-2024	SARAN	DARIYAPUR	DARIHARA	52	N	N	N	N	N	Y	Y	4
UTTAR BIHAR GRAMIN BANK	6602	4	27-06-2024	SARAN	LAHLADPUR	LAHALADPUR	52	N	N	N	N	N	Y	Y	1,5
UTTAR BIHAR GRAMIN BANK	6602	5	29-06-2024	SARAN	DARIYAPUR	MANGARPAL MURTU	60	N	N	N	N	N	Y	Y	1,2
UTTAR BIHAR GRAMIN BANK	6602	6	26-06-2024	SARAN	MASHRAK	BAHADURPUR	52	N	N	N	N	N	Y	Y	5,6
UTTAR BIHAR GRAMIN BANK	6602	7	29-06-2024	SARAN	BANIAPUR	KHAKHI MATHIYA	56	N	N	N	N	N	Y	Y	1,5
UTTAR BIHAR GRAMIN BANK	6802	2	25-06-2024	MADHEPURA	GWALPARA	GWALPARA	53	N	N	N	Y	N	Y	Y	3,6
UTTAR BIHAR GRAMIN BANK	6802	5	26-06-2024	MADHEPURA	GHAILAR	MATHAI	44	N	N	N	Y	N	Y	Y	3,6
UTTAR BIHAR GRAMIN BANK	6802	8	27-06-2024	MADHEPURA	ALAM NAGAR	ALAM NAGAR	46	N	N	N	Y	N	Y	Y	4
UTTAR BIHAR GRAMIN BANK	6802	9	27-06-2024	MADHEPURA	CHAUSA	LAUA LAGAN	42	N	N	N	Y	N	Y	Y	4
UTTAR BIHAR GRAMIN BANK	6802	10	27-06-2024	MADHEPURA	ALAM NAGAR	KISHUNPUR RATWA	45	N	N	N	Y	N	Y	Y	3,6
UTTAR BIHAR GRAMIN BANK	6802	18	29-06-2024	MADHEPURA	KUMARKHAND	KUMARKHAND	47	N	N	N	Y	N	Y	Y	5,6
UTTAR BIHAR GRAMIN BANK	6802	19	29-06-2024	MADHEPURA	CHAUSA	KALASHAN	42	N	N	N	Y	N	Y	Y	1
UTTAR BIHAR GRAMIN BANK	7102	3	27-06-2024	KATI HAR	MALLIKPUR	MALLIKPUR	46	N	N	N	Y	N	Y	Y	4
UTTAR BIHAR GRAMIN BANK	7102	4	24-06-2024	KATI HAR	MANIHARI	MANIHARI	65	N	N	N	Y	N	Y	Y	1
UTTAR BIHAR GRAMIN BANK	7102	9	03-06-2024	KATI HAR	MARWA	MARWA	42	N	N	N	Y	N	Y	Y	4
UTTAR BIHAR GRAMIN BANK	7102	10	07-06-2024	KATI HAR	HATBANGORA	HATBANGORA	59	N	N	N	Y	N	Y	Y	4
UTTAR BIHAR GRAMIN BANK	7102	12	12-06-2024	KATI HAR	FALKA	FALKA	82	N	N	N	Y	N	Y	Y	4
UTTAR BIHAR GRAMIN BANK	7102	13	04-06-2024	KATI HAR	BARSOI	HATBANGORA	49	N	N	N	Y	N	Y	Y	4
UTTAR BIHAR GRAMIN BANK	7102	14	03-06-2024	KATI HAR	BARSOI	HATBANGORA	74	N	N	N	N	N	Y	Y	4
UTTAR BIHAR GRAMIN BANK	7402	1	24-06-2024	DARBHANGA	DARBHANGA SADAR	DULARPUR	48	N	N	N	N	N	Y	Y	4
UTTAR BIHAR GRAMIN BANK	7402	2	24-06-2024	DARBHANGA	GHANSHYAMPUR	GANOUN	47	N	N	N	N	N	Y	Y	2
UTTAR BIHAR GRAMIN BANK	7402	3	25-06-2024	DARBHANGA	DARBHANGA SADAR	GAUSAGHAT	49	N	N	N	N	N	Y	Y	4
UTTAR BIHAR GRAMIN BANK	7402	4	25-06-2024	DARBHANGA	K. ASTHAN (EAS	HARAULI	43	N	N	N	N	N	Y	Y	4
UTTAR BIHAR GRAMIN BANK	7402	5	25-06-2024	DARBHANGA	BENIPUR	HARIPUR	52	N	N	N	N	N	Y	Y	5
UTTAR BIHAR GRAMIN BANK	7402	6	26-06-2024	DARBHANGA	K. ASTHAN (WEST	HIRNI	49	N	N	N	N	N	Y	Y	5
UTTAR BIHAR GRAMIN BANK	7402	7	26-06-2024	DARBHANGA	BIROUL	ITWA SHIVNAGAR	43	N	N	N	N	N	Y	Y	3
UTTAR BIHAR GRAMIN BANK	7602	1	25-06-2024	SAHARSA	KAHRA	BARIAHI	46	N	N	N	Y	N	Y	Y	1
UTTAR BIHAR GRAMIN BANK	7602	3	25-06-2024	SAHARSA	SIMRI BAKHTIARP	BALUAHAT	39	N	N	N	Y	N	Y	Y	1
UTTAR BIHAR GRAMIN BANK	7602	6	26-06-2024	SAHARSA	PATHARGHAT	PATHARGHAT	39	N	N	N	Y	N	Y	Y	3,6
UTTAR BIHAR GRAMIN BANK	7602	11	27-06-2024	SAHARSA	NAUHATTA	NAUHATTA	46	N	N	N	Y	N	Y	Y	1
UTTAR BIHAR GRAMIN BANK	7602	12	28-06-2024	SAHARSA	MAHISHI	MAHISHI	44	N	N	N	Y	N	Y	Y	5,6
UTTAR BIHAR GRAMIN BANK	7602	13	28-06-2024	SAHARSA	SATTAR	SATTAR	47	N	N	N	Y	N	Y	Y	5,6
UTTAR BIHAR GRAMIN BANK	7802	1	25-06-2024	PURNIA	K NAGAR	GANESHPUR	43	N	N	N	Y	N	Y	Y	4
UTTAR BIHAR GRAMIN BANK	7802	2	25-06-2024	PURNIA	BAHDURA	BAHDURA	44	N	N	N	Y	N	Y	Y	4
UTTAR BIHAR GRAMIN BANK	7802	5	18-06-2024	PURNIA	RANIPATRA	RANIPATRA	77	N	N	N	Y	N	Y	Y	4
UTTAR BIHAR GRAMIN BANK	7802	6	20-06-2024	PURNIA	RUPAULI	MOHANPUR	89	N	N	N	Y	N	Y	Y	4
UTTAR BIHAR GRAMIN BANK	7802	7	29-06-2024	PURNIA	DANGRAHA	DANGRAHA	98	N	N	N	Y	N	Y	Y	1
UTTAR BIHAR GRAMIN BANK	7802	8	28-06-2024	PURNIA	BARSAUNI	BARSAUNI	89	N	N	N	Y	N	Y	Y	1
UTTAR BIHAR GRAMIN BANK	7802	11	10-06-2024	PURNIA	SRINAGAR	KHOKHA	78	N	N	N	Y	N	Y	Y	4
UTTAR BIHAR GRAMIN BANK	8302	5	20-06-2024	ARARIA	FORBESGANJ	JOGBANI	44	N	N	N	N	N	Y	Y	1

UTTAR BIHAR GRAMIN BANK	8302	8	21-06-2024	ARARIA	ARARIA	MADANPUR	48	N	N	N	N	N	Y	Y	1
UTTAR BIHAR GRAMIN BANK	8302	10	20-06-2024	ARARIA	FORBESGANJ	PARWAHA	44	N	N	N	N	N	Y	Y	4
UTTAR BIHAR GRAMIN BANK	8302	11	20-06-2024	ARARIA	ARARIA	PATEGNA	48	N	N	N	N	N	Y	Y	5
UTTAR BIHAR GRAMIN BANK	8302	12	24-06-2024	ARARIA	NARPATGANJ	PHULKAHA	41	N	N	N	N	N	Y	Y	1
UTTAR BIHAR GRAMIN BANK	8302	15	29-06-2024	ARARIA	RANIGANJ	RANIGANJ	48	N	N	N	N	N	Y	Y	3
UTTAR BIHAR GRAMIN BANK	8302	16	21-06-2024	ARARIA	FORBESGANJ	SIMRAHA	44	N	N	N	N	N	Y	Y	4
UTTAR BIHAR GRAMIN BANK	8302	17	18-06-2024	ARARIA	JOKIHAT	SOHANDRAHAT	44	N	N	N	N	N	Y	Y	5
UTTAR BIHAR GRAMIN BANK	8302	18	19-06-2024	ARARIA	NARPATGANJ	SONAPUR	44	N	N	N	N	N	Y	Y	1
UTTAR BIHAR GRAMIN BANK	8902	1	20-06-2024	VAISHALI	SAHDEI BUJURG	SALHA	40	N	N	N	N	N	Y	Y	1
UTTAR BIHAR GRAMIN BANK	8902	2	21-06-2024	VAISHALI	LALGANJ	BHATAULI BHAGWA	51	N	N	N	N	N	Y	Y	3
UTTAR BIHAR GRAMIN BANK	8902	3	24-06-2024	VAISHALI	MAHUA	MANGURAHAI	42	N	N	N	N	N	Y	Y	4
UTTAR BIHAR GRAMIN BANK	8902	4	25-06-2024	VAISHALI	RAJAPAKAR	NARAYANPUR	43	N	N	N	N	N	Y	Y	3
UTTAR BIHAR GRAMIN BANK	8902	5	26-06-2024	VAISHALI	SAHDEI BUJURG	SULTANPUR	50	N	N	N	N	N	Y	Y	1
UTTAR BIHAR GRAMIN BANK	8902	6	27-06-2024	VAISHALI	MAHUA	SHANKARPUR	49	N	N	N	N	N	Y	Y	4
UTTAR BIHAR GRAMIN BANK	8902	7	28-06-2024	VAISHALI	DESARI	URFAUL	70	N	N	N	N	N	Y	Y	3